
pytuber Documentation

Release 20.1

Christodoulos Tsoulloftas

Jan 13, 2020

CONTENTS

| | | |
|----------|-------------------------------|-----------|
| 1 | Install & Setup | 3 |
| 2 | Youtube API Quota | 5 |
| 3 | How to Use | 7 |
| 3.1 | Reference | 7 |
| 3.1.1 | Overview | 7 |
| 3.1.2 | setup | 7 |
| 3.1.3 | add editor | 8 |
| 3.1.4 | add file | 8 |
| 3.1.5 | add lastfm | 9 |
| 3.1.6 | fetch youtube | 10 |
| 3.1.7 | fetch lastfm | 10 |
| 3.1.8 | push youtube | 10 |
| 3.1.9 | list | 10 |
| 3.1.10 | show | 11 |
| 3.1.11 | remove | 12 |
| 3.1.12 | clean | 12 |
| 3.1.13 | quota | 12 |
| 3.2 | Credentials | 13 |
| 3.2.1 | Youtube: | 13 |
| 3.2.2 | Last.fm | 14 |
| 3.3 | Changelog | 14 |
| 3.3.1 | 20.1 (Jan 13, 2019) | 14 |
| 3.3.2 | 19.2 (Feb 17, 2019) | 14 |
| 3.3.3 | 19.1 (Jan 27, 2019) | 14 |
| 4 | Indices and tables | 15 |

pytuber is a cli tool to manage your music playlists on youtube.

- Generate playlists from [Last.fm](#) or
- Import from file formats: XSPF, JSPF, M3U
- Create with a simple copy paste in a text editor
- Search and match tracks to Youtube videos
- Sync pytuber playlists (fetch/push)
- Update youtube playlist items (add/remove)
- Keep track of youtube api quota usage

Check [Documentation](#) | [Changelog](#)

INSTALL & SETUP

```
$ pip install pytuber  
$ pytuber setup autocomplete # Enable autocomplete
```

Read how to setup youtube [authentication](#)

Start creating youtube playlists

YOUTUBE API QUOTA

Youtube api has a daily api [quota](#) limit which resets at midnight Pacific Time (PT).

pytuber includes a quota calculator

```
$ pytuber quota
```

Additionally to the api quota limit Youtube limits the amount of how many playlists you can create per day to only **10**.

In case you reach that number, you can push a new playlist manually.

- Create a playlist with *pytuber add* command
- View the playlist by using this command *pytuber show xxxx -mime*
- This mime string is base64 signature used by pytuber internally to link local to youtube playlists
- Add a youtube playlists manually from the web site and add the mime signature at the bottom of the playlist description
- Fetch the new playlist info *pytuber fetch youtube -playlists*

Afterwards you will be able to push tracks like normally.

HOW TO USE

3.1 Reference

3.1.1 Overview

This information was generated by running `pytuber --help` from the command line.

```
Usage: pytuber [OPTIONS] COMMAND [ARGS]...

  Create and upload music playlists to youtube.

Options:
  --version  Show the version and exit.
  --help    Show this message and exit.

Commands:
  add      Add playlist.
  clean   Cleanup orphan tracks and empty playlists.
  fetch   Retrieve playlist or track info.
  list    List playlists.
  push    Update playlists and tracks.
  quota   Show current youtube calculated quota usage.
  remove  Delete one or more playlists by id.
  setup   Configure api keys and credentials.
  show    Show a playlist track list.
```

3.1.2 setup

This information was generated by running `pytuber setup --help` from the command line.

```
Usage: pytuber setup [OPTIONS] COMMAND [ARGS]...

  Configure api keys and credentials.

Options:
  --help  Show this message and exit.

Commands:
  autocomplete  Enable the command auto completion.
  lastfm        Configure your last.fm api account.
  youtube       Configure your youtube api credentials.
```

3.1.3 add editor

This information was generated by running `pytuber add editor --help` from the command line.

```
Usage: pytuber add editor [OPTIONS]

  Create playlist in a text editor.

Options:
  --title TEXT  title
  --help                Show this message and exit.
```

Notes

- Add one line per track, make sure it doesn't start with a number sign #
 - Separate the track artist and title with a single dash -
-

3.1.4 add file

This information was generated by running `pytuber add file --help` from the command line.

```
Usage: pytuber add file [OPTIONS] FILE

  Import a playlist from a text file.

Options:
  --format [txt|m3u|xspf|jspf]
  --title TEXT  title
  --help                Show this message and exit.
```

Format: txt

- Add one line per track, make sure it doesn't start with a number sign #
- Separate the track artist and title with a single dash -

```
Queen - Bohemian rhapsody
Queen - I want to break free
```

Format: m3u

The parser looks for `#EXTINF` directives with track information of the extended m3u.

```
#EXTINF:123, Queen - Bohemian Rhapsody
#EXTINF:123,Queen - I want to break free
```

Format: xspf

XML Shareable Playlist supported track tag structure

```
<?xml version="1.0" encoding="UTF-8"?>
<playlist version="1" xmlns="http://xspf.org/ns/0/">
  <trackList>
    <track>
      <creator>Queen</creator>
      <title>Bohemian Rhapsody</title>
    </track>
    <track>
      <creator>Queen</creator>
      <title>I want to break free</title>
    </track>
  </trackList>
</playlist>
```

Format: jspf

JSON Shareable Playlist supported track tag structure

```
{
  "playlist": {
    "track": [
      {
        "title": "Bohemian Rhapsody",
        "creator": "Queen"
      },
      {
        "title": "I want to break free",
        "creator": "Queen"
      }
    ]
  }
}
```

3.1.5 add lastfm

This information was generated by running `pytuber add lastfm --help` from the command line.

```
Usage: pytuber add lastfm [OPTIONS] COMMAND [ARGS]...

  Create playlists from Last.fm api.

Options:
  --help  Show this message and exit.

Commands:
  artist-playlist  Add a top tracks playlist by artist.
  chart-playlist   Add a top tracks playlist.
  country-playlist Add a top tracks playlist by country.
  tag-playlist     Add a top tracks playlist by tag.
  user-playlist    Add a user type playlist.
```

3.1.6 fetch youtube

This information was generated by running `pytuber fetch youtube --help` from the command line.

```
Usage: pytuber fetch youtube [OPTIONS]

Fetch youtube online playlist and tracks data.

Options:
  --all           Perform all tasks
  --playlists    Create new playlists
  --tracks       Update playlist items
  --help         Show this message and exit.
```

3.1.7 fetch lastfm

This information was generated by running `pytuber fetch lastfm --help` from the command line.

```
Usage: pytuber fetch lastfm [OPTIONS]

Fetch tracks and tags information from last.fm.

Options:
  --tracks  Update the playlist tracks
  --tags    Show the most popular tags
  --help    Show this message and exit.
```

3.1.8 push youtube

This information was generated by running `pytuber push youtube --help` from the command line.

```
Usage: pytuber push youtube [OPTIONS]

Update youtube playlists and tracks.

Options:
  --all           Perform all tasks
  --playlists    Create new playlists
  --tracks       Update playlist items
  --help         Show this message and exit.
```

3.1.9 list

This information was generated by running `pytuber list --help` from the command line.

```
Usage: pytuber list [OPTIONS]

List playlists.

Options:
  --provider PROVIDER
  --help          Show this message and exit.
```

Listing 1: Sample output

| ID | Title | Provider | Youtube | Tracks |
|---------|-----------------|----------|---------|--------|
| 34a94a5 | My loved tracks | last.fm | ✓ | 116 |
| 396b617 | Japan Top10 | last.fm | ✓ | 10 |
| 2e58dd7 | ff | user | - | 1 |
| 357ec36 | foo | user | - | 62 |

3.1.10 show

This information was generated by running `pytuber show --help` from the command line.

```
Usage: pytuber show [OPTIONS] ID

Show a playlist track list.

Options:
  --mime  How to push the playlist manually
  --help  Show this message and exit.
```

Listing 2: Sample output

```

ID: 34a94a5
Provider: last.fm
Title: My loved tracks
Type: user_loved_tracks
Arguments: username: Zaratoustre, limit: 200
Synced: -
Uploaded: -
Youtube: https://www.youtube.com/playlist?list=PLpxCdqvY6hBHW0FUzUbKm4X89U6LSrXID
Tracks:

No  Artist                                     Youtube  Track Name                                     ↵
↵
-----
↵
0   Nathaniel Rateliff & The Night Sweats    ✓        I Need Never Get Old (Official ↵
↵Music Video)
1   Lordi                                     ✓        Hard Rock Hallelujah             ↵
↵
2   Placebo                                   ✓        The Bitter End                   ↵
↵
3   KALEO                                     ✓        Way Down We Go (Official ↵
↵Video)
4                                     ✓
5   Iron Maiden                              ✓        The Trooper                       ↵
↵
6   Kansas                                   ✓        Carry On Wayward Son (Audio)     ↵
↵
7   Beatles                                   ✓        Let It Be [1970]                 ↵
↵
8   Chris Stapleton                          ✓        Tennessee Whiskey (Audio)       ↵
↵
9   Jefferson Airplane                       ✓        Somebody to love                 ↵
↵

```

(continues on next page)

(continued from previous page)

| | | | | |
|----|----------|---|-----------|---|
| 10 | Dream On | ✓ | Aerosmith | ↳ |
|----|----------|---|-----------|---|

3.1.11 remove

This information was generated by running `pytuber remove --help` from the command line.

```
Usage: pytuber remove [OPTIONS] IDS...

Delete one or more playlists by id.

Options:
  --help Show this message and exit.
```

3.1.12 clean

This information was generated by running `pytuber clean --help` from the command line.

```
Usage: pytuber clean [OPTIONS]

Cleanup orphan tracks and empty playlists.

Options:
  --help Show this message and exit.
```

3.1.13 quota

This information was generated by running `pytuber quota --help` from the command line.

```
Usage: pytuber quota [OPTIONS]

Show current youtube calculated quota usage.

Options:
  --help Show this message and exit.
```


Listing 3: Sample output

```

Provider: youtube
  Limit: 1000000
  Usage: 6203
Next reset: 1:38:26

```

3.2 Credentials

3.2.1 Youtube:

Enable APIs for your project

Any application that calls Google APIs needs to enable those APIs in the API Console. To enable the appropriate APIs for your project:

1. Open the [Library page](#) in the API Console.
2. Select the project associated with your application. Create a project if you do not have one already.
3. Use the Library page to find each API that your application will use. Click on each API and enable it for your project.

Create authorization credentials

Any application that uses OAuth 2.0 to access Google APIs must have authorization credentials that identify the application to Google's OAuth 2.0 server. The following steps explain how to create credentials for your project. Your applications can then use the credentials to access APIs that you have enabled for that project.

1. Open the [Credentials page](#). in the API Console.
2. Click Create credentials > OAuth client ID.
3. Complete the form. Set the application type to **other**.




Credentials

[Credentials](#) [OAuth consent screen](#) [Domain verification](#)

[Create credentials](#) [Delete](#)

Create credentials to access your enabled APIs. For more information, see the [authentication documentation](#).

OAuth 2.0 client IDs

| <input type="checkbox"/> | Name | Creation date ▾ | Type | Client ID | |
|--------------------------|----------|------------------------------|-------|-----------|---|
| <input type="checkbox"/> | pytubefm | Jan 6, 2019 | Other | foobar |    |

Download your `client_secret.json` and assuming the file is on your user downloads directory run and follow the on screen instructions

```
$ pytuber setup youtube ~/Downloads/client_secret_foobar.json
```

3.2.2 Last.fm

Apply for a last.fm `api key` write down your key `key` and run from terminal

```
$ pytuber setup lastfm --api-key abcdefghijklmnop
```

3.3 Changelog

3.3.1 20.1 (Jan 13, 2019)

- Create application directory before use #25.

3.3.2 19.2 (Feb 17, 2019)

- Add clean command to remove orphan tracks and playlists.
- Import playlists from files: m3u, xspf, jspf text.
- Create playlist with a text editor.
- Update demo.gif.
- Add youtube api quota calculator.
- Add version option in cli and storage.

3.3.3 19.1 (Jan 27, 2019)

- First Release

INDICES AND TABLES

- genindex
- modindex
- search