

---

# **py\_trees Documentation**

*Release 1.3.3*

**Daniel Stonier**

**Nov 21, 2019**



<b>1</b>	<b>Background</b>	<b>1</b>
<b>2</b>	<b>Behaviours</b>	<b>3</b>
<b>3</b>	<b>Composites</b>	<b>9</b>
<b>4</b>	<b>Decorators</b>	<b>15</b>
<b>5</b>	<b>Blackboards</b>	<b>19</b>
<b>6</b>	<b>Idioms</b>	<b>27</b>
<b>7</b>	<b>Trees</b>	<b>31</b>
<b>8</b>	<b>Visualisation</b>	<b>35</b>
<b>9</b>	<b>Surviving the Crazy Hospital</b>	<b>39</b>
<b>10</b>	<b>Terminology</b>	<b>41</b>
<b>11</b>	<b>FAQ</b>	<b>43</b>
<b>12</b>	<b>Demos</b>	<b>45</b>
<b>13</b>	<b>Programs</b>	<b>87</b>
<b>14</b>	<b>Module API</b>	<b>89</b>
<b>15</b>	<b>Release Notes</b>	<b>145</b>
<b>16</b>	<b>Indices and tables</b>	<b>153</b>
	<b>Python Module Index</b>	<b>155</b>
	<b>Index</b>	<b>157</b>



### 1.1 Introduction

---

**Note:** Behaviour trees are a decision making engine often used in the gaming industry.

---

Others include hierarchical finite state machines, task networks, and scripting engines, all of which have various pros and cons. Behaviour trees sit somewhere in the middle of these allowing you a good blend of purposeful planning towards goals with enough reactivity to shift in the presence of important events. They are also wonderfully simple to compose.

There's much information already covering behaviour trees. Rather than regurgitating it here, dig through some of these first. A good starter is [AI GameDev - Behaviour Trees](#) (free signup and login) which puts behaviour trees in context alongside other techniques. A simpler read is Patrick Goebel's [Behaviour Trees For Robotics](#). Other readings are listed at the bottom of this page.

Some standout features of behaviour trees that makes them very attractive:

- **Tick**ing - the ability to *tick* allows for work between executions without multi-threading
- **Priority Handling** - switching mechanisms that allow higher priority interruptions is very natural
- **Simplicity** - very few core components, making it easy for designers to work with it
- **Dynamic** - change the graph on the fly, between ticks or from parent behaviours themselves

### 1.2 Motivation

The driving use case for this package was to implement a higher level decision making layer in robotics, i.e. scenarios with some overlap into the control layer. Behaviour trees turned out to be a much more apt fit to handle the many concurrent processes in a robot after attempts with finite state machines became entangled in wiring complexity as the problem grew in scope.

---

**Note:** There are very few open behaviour tree implementations.

---

Most of these have either not progressed significantly (e.g. [Owyl](#)), or are accessible only in some niche, e.g. [Behaviour Designer](#), which is a frontend to the trees in the unity framework. Does this mean people do not use them? It is more probable that most behaviour tree implementations happen within the closed doors of gaming/robot companies.

[Youtube - Second Generation of Behaviour Trees](#) is an enlightening video about behaviour trees and the developments of the last ten years from an industry expert. It also walks you through a simple c++ implementation. His advice? If you can't find one that fits, roll your own. It is relatively simple and this way you can flexibly cater for your own needs.

## 1.3 Design

The requirements for the previously discussed robotics use case match that of the more general:

---

**Note:** Rapid development of medium scale decision engines that don't need to be real time reactive.

---

Developers should expect to be able to get up to speed and write their own trees with enough power and flexibility to adapt the library to their needs. Robotics is a good fit. The decision making layer typically does not grow too large (~hundreds of behaviours) and does not need to handle the reactive decision making that is usually directly incorporated into the controller subsystems. On the other hand, it is not scoped to enable an NPC gaming engine with hundreds of characters and thousands of behaviours for each character.

This implementation uses all the whizbang tricks (generators, decorators) that python has to offer. Some design constraints that have been assumed to enable a practical, easy to use framework:

- No interaction or sharing of data between tree instances
- No parallelisation of tree execution
- Only one behaviour initialising or executing at a time

---

**Hint:** A c++ version is feasible and may come forth if there's a need..

---

## 1.4 Readings

- [AI GameDev - Behaviour Trees](#) - from a gaming expert, good big picture view
- [Youtube - Second Generation of Behaviour Trees](#) - from a gaming expert, in depth c++ walkthrough (on github).
- [Behaviour trees for robotics](#) - by pirobot, a clear intro on its usefulness for robots.
- [A Curious Course on Coroutines and Concurrency](#) - generators and coroutines in python.
- [Behaviour Trees in Robotics and AI](#) - a rather verbose, but chock full with examples and comparisons with other approaches.

A *Behaviour* is the smallest element in a behaviour tree, i.e. it is the *leaf*. Behaviours are usually representative of either a check (am I hungry?), or an action (buy some chocolate cookies).

## 2.1 Skeleton

Behaviours in `py_trees` are created by subclassing the *Behaviour* class. A skeleton example:

```
1  #!/usr/bin/env python3
2  # -*- coding: utf-8 -*-
3
4  import py_trees
5  import random
6
7
8  class Foo(py_trees.behaviour.Behaviour):
9      def __init__(self, name):
10         """
11         Minimal one-time initialisation. A good rule of thumb is
12         to only include the initialisation relevant for being able
13         to insert this behaviour in a tree for offline rendering to
14         dot graphs.
15
16         Other one-time initialisation requirements should be met via
17         the setup() method.
18         """
19         super(Foo, self).__init__(name)
20
21     def setup(self):
22         """
23         When is this called?
24         This function should be either manually called by your program
25         to setup this behaviour alone, or more commonly, via
```

(continues on next page)

(continued from previous page)

```

26     :meth:`~py_trees.behaviour.Behaviour.setup_with_descendants`
27     or :meth:`~py_trees.trees.BehaviourTree.setup`, both of which
28     will iterate over this behaviour, it's children (it's children's
29     children ...) calling :meth:`~py_trees.behaviour.Behaviour.setup`
30     on each in turn.
31
32     If you have vital initialisation necessary to the success
33     execution of your behaviour, put a guard in your
34     :meth:`~py_trees.behaviour.Behaviour.initialise` method
35     to protect against entry without having been setup.
36
37     What to do here?
38     Delayed one-time initialisation that would otherwise interfere
39     with offline rendering of this behaviour in a tree to dot graph
40     or validation of the behaviour's configuration.
41
42     Good examples include:
43
44     - Hardware or driver initialisation
45     - Middleware initialisation (e.g. ROS pubs/subs/services)
46     - A parallel checking for a valid policy configuration after
47       children have been added or removed
48     """
49     self.logger.debug(" %s [Foo::setup()]" % self.name)
50
51     def initialise(self):
52         """
53         When is this called?
54         The first time your behaviour is ticked and anytime the
55         status is not RUNNING thereafter.
56
57         What to do here?
58         Any initialisation you need before putting your behaviour
59         to work.
60         """
61         self.logger.debug(" %s [Foo::initialise()]" % self.name)
62
63     def update(self):
64         """
65         When is this called?
66         Every time your behaviour is ticked.
67
68         What to do here?
69         - Triggering, checking, monitoring. Anything...but do not block!
70         - Set a feedback message
71         - return a py_trees.common.Status.[RUNNING, SUCCESS, FAILURE]
72         """
73         self.logger.debug(" %s [Foo::update()]" % self.name)
74         ready_to_make_a_decision = random.choice([True, False])
75         decision = random.choice([True, False])
76         if not ready_to_make_a_decision:
77             return py_trees.common.Status.RUNNING
78         elif decision:
79             self.feedback_message = "We are not bar!"
80             return py_trees.common.Status.SUCCESS
81         else:
82             self.feedback_message = "Uh oh"

```

(continues on next page)



(continued from previous page)

```

83         return py_trees.common.Status.FAILURE
84
85     def terminate(self, new_status):
86         """
87         When is this called?
88         Whenever your behaviour switches to a non-running state.
89         - SUCCESS || FAILURE : your behaviour's work cycle has finished
90         - INVALID : a higher priority branch has interrupted, or shutting down
91         """
92         self.logger.debug(" %s [Foo::terminate().terminate()][%s->%s]" % (self.name,
↪self.status, new_status))

```

## 2.2 Lifecycle

Getting a feel for how this works in action can be seen by running the *py-trees-demo-behaviour-lifecycle* program (click the link for more detail and access to the sources):

Important points to focus on:

- The *initialise()* method kicks in only when the behaviour is not already running
- The parent *tick()* method is responsible for determining when to call *initialise()*, *stop()* and *terminate()* methods.
- The parent *tick()* method always calls *update()*
- The *update()* method is responsible for deciding the behaviour *Status*.

## 2.3 Initialisation

With no less than three methods used for initialisation, it can be difficult to identify where your initialisation code needs to lurk.

---

**Note:** `__init__` should instantiate the behaviour sufficiently for offline dot graph generation

---

Later we'll see how we can render trees of behaviours in dot graphs. For now, it is sufficient to understand that you need to keep this minimal enough so that you can generate dot graphs for your trees from something like a CI server (e.g. Jenkins). This is a very useful thing to be able to do.

- No hardware connections that may not be there, e.g. usb lidars
- No middleware connections to other software that may not be there, e.g. ROS pubs/subs/services
- No need to fire up other needlessly heavy resources, e.g. heavy threads in the background

---

**Note:** `setup` handles all other one-time initialisations of resources that are required for execution

---

Essentially, all the things that the constructor doesn't handle - hardware connections, middleware and other heavy resources.

---

**Note:** `initialise` configures and resets the behaviour ready for (repeated) execution

---

Initialisation here is about getting things ready for immediate execution of a task. Some examples:

- Initialising/resetting/clearing variables
- Starting timers
- Just-in-time discovery and establishment of middleware connections
- Sending a goal to start a controller running elsewhere on the system
- ...

## 2.4 Status

The most important part of a behaviour is the determination of the behaviour's status in the `update()` method. The status gets used to affect which direction of travel is subsequently pursued through the remainder of a behaviour tree. We haven't gotten to trees yet, but it is this which drives the decision making in a behaviour tree.

**class** `py_trees.common.Status`

An enumerator representing the status of a behaviour

**FAILURE** = 'FAILURE'

Behaviour check has failed, or execution of its action finished with a failed result.

**INVALID** = 'INVALID'

Behaviour is uninitialised and inactive, i.e. this is the status before first entry, and after a higher priority switch has occurred.

**RUNNING** = 'RUNNING'

Behaviour is in the middle of executing some action, result still pending.

**SUCCESS** = 'SUCCESS'

Behaviour check has passed, or execution of its action has finished with a successful result.

The `update()` method must return one of `RUNNING`, `SUCCESS` or `FAILURE`. A status of `INVALID` is the initial default and ordinarily automatically set by other mechanisms (e.g. when a higher priority behaviour cancels the currently selected one).

## 2.5 Feedback Message

```
1     """
2     Reset a counter variable.
3     """
4     self.logger.debug("%s.initialise()" % (self.__class__.__name__))
```

A behaviour has a naturally built in feedback message that can be cleared in the `initialise()` or `terminate()` methods and updated in the `update()` method.

---

**Tip:** Alter a feedback message when **significant events** occur.

---

The feedback message is designed to assist in notifying humans when a significant event happens or for deciding when to log the state of a tree. If you notify or log every tick, then you end up with a lot of noise sorting through an

abundance of data in which nothing much is happening to find the one point where something significant occurred that led to surprising or catastrophic behaviour.

Setting the feedback message is usually important when something significant happens in the `RUNNING` state or to provide information associated with the result (e.g. failure reason).

Example - a behaviour responsible for planning motions of a character is in the `RUNNING` state for a long period of time. Avoid updating it with a feedback message at every tick with updated plan details. Instead, update the message whenever a significant change occurs - e.g. when the previous plan is re-planned or pre-empted.

## 2.6 Loggers

These are used throughout the demo programs. They are not intended to be for anything heavier than debugging simple examples. This kind of logging tends to get rather heavy and requires a lot of filtering to find the points of change that you are interested in (see comments about the feedback messages above).

## 2.7 Complex Example

The *py-trees-demo-action-behaviour* program demonstrates a more complicated behaviour that illustrates a few concepts discussed above, but not present in the very simple lifecycle *Counter* behaviour.

- Mocks an external process and connects to it in the `setup` method
- Kickstarts new goals with the external process in the `initialise` method
- Monitors the ongoing goal status in the `update` method
- Determines `RUNNING/SUCCESS` pending feedback from the external process

---

**Note:** A behaviour's `update()` method never blocks, at most it just monitors the progress and holds up any decision making required by a tree that is ticking the behaviour by setting its status to `RUNNING`. At the risk of being confusing, this is what is generally referred to as a *blocking* behaviour.

---

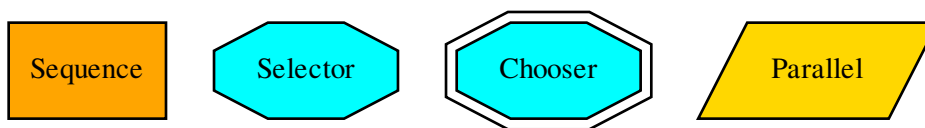


---

## Composites

---

Composites are the **factories** and **decision makers** of a behaviour tree. They are responsible for shaping the branches.



---

**Tip:** You should never need to subclass or create new composites.

---

Most patterns can be achieved with a combination of the above. Adding to this set exponentially increases the complexity and subsequently making it more difficult to design, introspect, visualise and debug the trees. Always try to find the combination you need to achieve your result before contemplating adding to this set. Actually, scratch that... just don't contemplate it!

Composite behaviours typically manage children and apply some logic to the way they execute and return a result, but generally don't do anything themselves. Perform the checks or actions you need to do in the non-composite behaviours.

- *Sequence*: execute children sequentially
- *Selector*: select a path through the tree, interruptible by higher priorities
- *Chooser*: like a selector, but commits to a path once started until it finishes
- *Parallel*: manage children concurrently

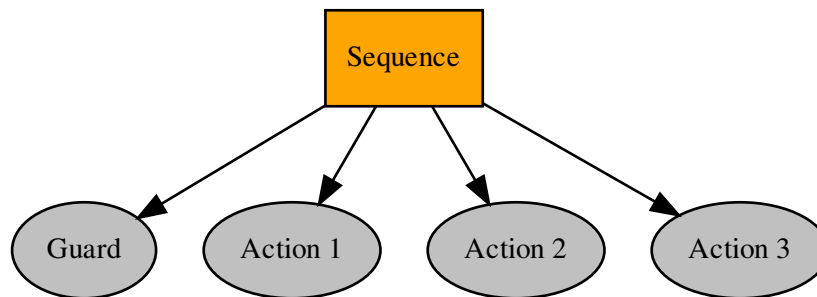
The subsections below introduce each composite briefly. For a full listing of each composite's methods, visit the [py\\_trees.composites](#) module api documentation.

**Tip:** First time through, make sure to follow the link through to relevant demo programs.

---

## 3.1 Sequence

**class** `py_trees.composites.Sequence` (*name='Sequence', children=None*)  
Sequences are the factory lines of Behaviour Trees



A sequence will progressively tick over each of its children so long as each child returns *SUCCESS*. If any child returns *FAILURE* or *RUNNING* the sequence will halt and the parent will adopt the result of this child. If it reaches the last child, it returns with that result regardless.

---

**Note:** The sequence halts once it sees a child is *RUNNING* and then returns the result. *It does not get stuck in the running behaviour.*

---

**See also:**

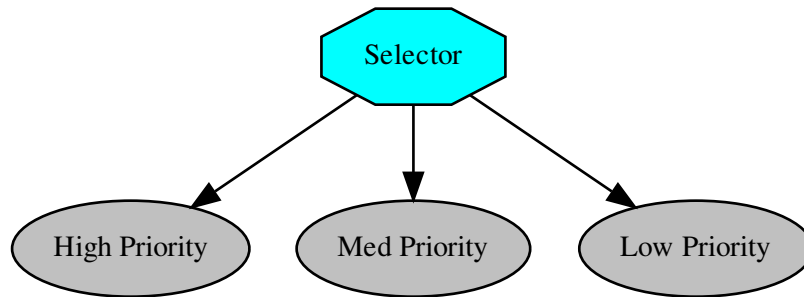
The *py-trees-demo-sequence* program demos a simple sequence in action.

**Parameters**

- **name** (*str*) – the composite behaviour name
- **children** (*[Behaviour]*) – list of children to add

## 3.2 Selector

**class** `py_trees.composites.Selector` (*name='Selector', children=None*)  
Selectors are the Decision Makers



A selector executes each of its child behaviours in turn until one of them succeeds (at which point it itself returns *RUNNING* or *SUCCESS*, or it runs out of children at which point it itself returns *FAILURE*). We usually refer to selecting children as a means of *choosing between priorities*. Each child and its subtree represent a decreasingly lower priority path.

---

**Note:** Switching from a low -> high priority branch causes a *stop(INVALID)* signal to be sent to the previously executing low priority branch. This signal will percolate down that child's own subtree. Behaviours should make sure that they catch this and *destruct* appropriately.

---

Make sure you do your appropriate cleanup in the `terminate()` methods! e.g. cancelling a running goal, or restoring a context.

**See also:**

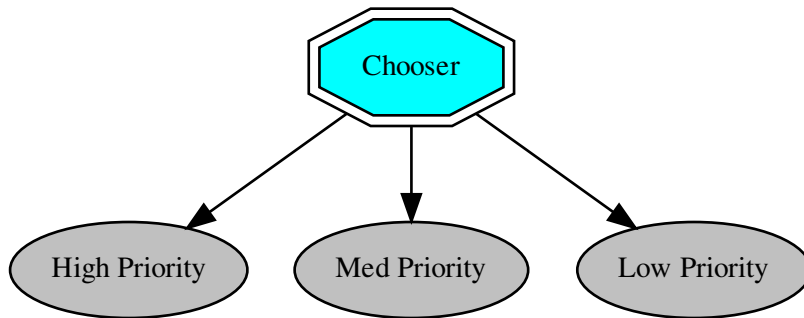
The *py-trees-demo-selector* program demos higher priority switching under a selector.

**Parameters**

- **name** (*str*) – the composite behaviour name
- **children** (*[Behaviour]*) – list of children to add

### 3.3 Chooser

`class py_trees.composites.Chooser` (*name='Chooser', children=None*)  
 Choosers are Selectors with Commitment



A variant of the selector class. Once a child is selected, it cannot be interrupted by higher priority siblings. As soon as the chosen child itself has finished it frees the chooser for an alternative selection. i.e. priorities only come into effect if the chooser wasn't running in the previous tick.

---

**Note:** This is the only composite in `py_trees` that is not a core composite in most behaviour tree implementations. Nonetheless, this is useful in fields like robotics, where you have to ensure that your manipulator doesn't drop it's payload mid-motion as soon as a higher interrupt arrives. Use this composite sparingly and only if you can't find another way to easily create an elegant tree composition for your task.

---

**Parameters**

- **name** (*str*) – the composite behaviour name
- **children** (*[Behaviour]*) – list of children to add

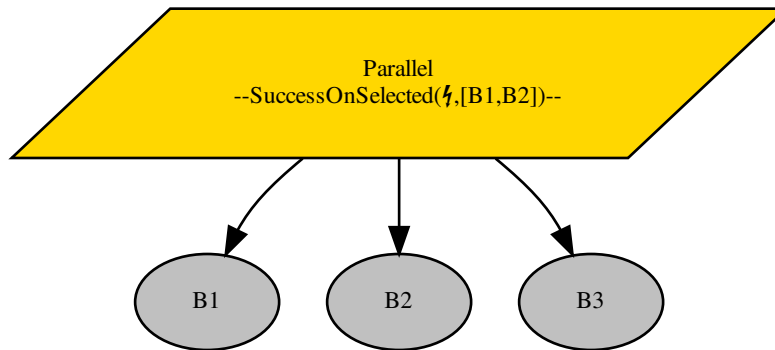
### 3.4 Parallel

```

class py_trees.composites.Parallel (name=<Name.AUTO_GENERATED:
                                     'AUTO_GENERATED'>,
                                     policy=<py_trees.common.ParallelPolicy.SuccessOnAll
                                     object>, children=None)
  
```

Parallels enable a kind of concurrency





Ticks every child every time the parallel is run (a poor man's form of parallelism).

- Parallels will return `FAILURE` if any child returns `FAILURE`
- Parallels with policy `SuccessOnAll` only returns `SUCCESS` if **all** children return `SUCCESS`
- Parallels with policy `SuccessOnOne` return `SUCCESS` if **at least one** child returns `SUCCESS` and others are `RUNNING`
- Parallels with policy `SuccessOnSelected` only returns `SUCCESS` if a **specified subset** of children return `SUCCESS`

Parallels with policy `SuccessOnSelected` will validate themselves just-in-time in the `setup()` and `tick()` methods to check if the policy's selected set of children is a subset of the children of this parallel. Doing this just-in-time is due to the fact that the parallel's children may change after construction and even dynamically between ticks.

**See also:**

- *Context Switching Demo*



## CHAPTER 4

---

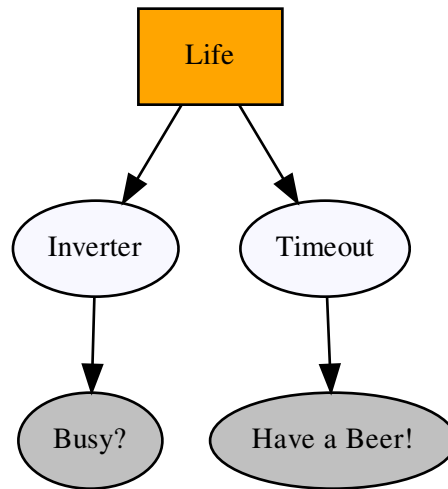
### Decorators

---

Decorators are behaviours that manage a single child and provide common modifications to their underlying child behaviour (e.g. inverting the result). That is, they provide a means for behaviours to wear different ‘hats’ and this combinatorially expands the capabilities of your behaviour library.



An example:



```

1  #!/usr/bin/env python3
2  # -*- coding: utf-8 -*-
3
4  import py_trees.decorators
5  import py_trees.display
6
7  if __name__ == '__main__':
8
9      root = py_trees.composites.Sequence(name="Life")
10     timeout = py_trees.decorators.Timeout(
11         name="Timeout",
12         child=py_trees.behaviours.Success(name="Have a Beer!")
13     )
14     failure_is_success = py_trees.decorators.Inverter(
15         name="Inverter",
16         child=py_trees.behaviours.Success(name="Busy?")
17     )
18     root.add_children([failure_is_success, timeout])
19     py_trees.display.render_dot_tree(root)

```

### Decorators (Hats)

Decorators with very specific functionality:

- `py_trees.decorators.Condition`
- `py_trees.decorators.EternalGuard`
- `py_trees.decorators.Inverter`
- `py_trees.decorators.OneShot`
- `py_trees.decorators.StatusToBlackboard`
- `py_trees.decorators.Timeout`

And the X is Y family:

- `py_trees.decorators.FailureIsRunning`
- `py_trees.decorators.FailureIsSuccess`
- `py_trees.decorators.RunningIsFailure`
- `py_trees.decorators.RunningIsSuccess`
- `py_trees.decorators.SuccessIsFailure`
- `py_trees.decorators.SuccessIsRunning`

### Decorators for Blocking Behaviours

It is worth making a note of the effect of decorators on behaviours that return `RUNNING` for some time before finally returning `SUCCESS` or `FAILURE` (blocking behaviours) since the results are often at first, surprising.

A decorator, such as `py_trees.decorators.RunningIsSuccess()` on a blocking behaviour will immediately terminate the underlying child and re-initialise on it's next tick. This is necessary to ensure the underlying child isn't left in a dangling state (i.e. `RUNNING`), but is often not what is being sought.

The typical use case being attempted is to convert the blocking behaviour into a non-blocking behaviour. If the underlying child has no state being modified in either the `initialise()` or `terminate()` methods (e.g. machinery is entirely launched at init or setup time), then conversion to a non-blocking representative of the original succeeds. Otherwise, another approach is needed. Usually this entails writing a non-blocking counterpart, or combination of behaviours to affect the non-blocking characteristics.




---

 Blackboards
 

---

Blackboards are not a necessary component of behaviour tree implementations, but are nonetheless, a fairly common mechanism for for sharing data between behaviours in the tree. See, for example, the [design notes](#) for blackboards in Unreal Engine.



Implementations vary widely depending on the needs of the framework using them. The simplest implementations take the form of a key-value store with global access, while more rigorous implementations scope access and form a secondary graph overlaying the tree graph connecting data ports between behaviours.

The implementation here strives to remain simple to use (so ‘rapid development’ does not become just ‘development’), yet sufficiently featured so that the magic behind the scenes (i.e. the data sharing on the blackboard) is exposed and helpful in debugging tree applications.

To be more concrete, the following is a list of features that this implementation either embraces or does not.

- [+] Centralised key-value store
- [+] Client based usage with registration of read/write intentions at construction
- [+] Activity stream that tracks read/write operations by behaviours

- [-] Sharing between tree instances
- [-] Exclusive locks for reading/writing
- [-] Priority policies for variable instantiations

The primary user-facing interface with the blackboard is via the BlackboardClient.

```
class py_trees.blackboard.BlackboardClient (*, name=None, unique_identifier=None,
                                             read=None, write=None)
```

Client to the key-value store for sharing data between behaviours.

### Examples

Blackboard clients will accept a user-friendly name / unique identifier for registration on the centralised store or create them for you if none is provided.

```
provided = py_trees.blackboard.BlackboardClient (
    name="Provided",
    unique_identifier=uuid.uuid4()
)
print (provided)
generated = py_trees.blackboard.BlackboardClient ()
print (generated)
```

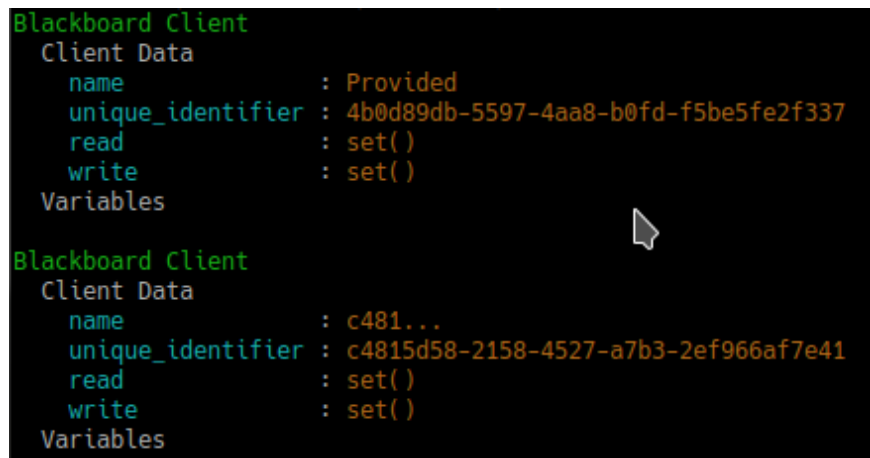


Fig. 1: Client Instantiation

Register read/write access for keys on the blackboard. Note, registration is not initialisation.

```
blackboard = py_trees.blackboard.BlackboardClient (
    name="Client",
    read={"foo"},
    write={"bar"}
)
blackboard.register_key(key="foo", write=True)
blackboard.foo = "foo"
print (blackboard)
```

Disconnected instances will discover the centralised key-value store.

```
def check_foo():
    blackboard = py_trees.blackboard.BlackboardClient (name="Reader", read={"foo"})
    print ("Foo: {}".format (blackboard.foo))
```

(continues on next page)



```

Blackboard Client
Client Data
  name           : Client
  unique_idenfier : e291d3f3-566e-4925-8fb3-3f4a44d0d3e6
  read           : {'foo'}
  write          : {'bar', 'foo'}
Variables
  bar : -
  foo : foo

```

Fig. 2: Variable Read/Write Registration

(continued from previous page)

```

blackboard = py_trees.blackboard.BlackboardClient(name="Writer", write={"foo"})
blackboard.foo = "bar"
check_foo()

```

To respect an already initialised key on the blackboard:

```

blackboard = BlackboardClient(name="Writer", read={"foo"})
result = blackboard.set("foo", "bar", overwrite=False)

```

Store complex objects on the blackboard:

```

class Nested(object):
    def __init__(self):
        self.foo = None
        self.bar = None

    def __str__(self):
        return str(self.__dict__)

writer = py_trees.blackboard.BlackboardClient(
    name="Writer",
    write={"nested"}
)
reader = py_trees.blackboard.BlackboardClient(
    name="Reader",
    read={"nested"}
)
writer.nested = Nested()
writer.nested.foo = "foo"
writer.nested.bar = "bar"

foo = reader.nested.foo
print(writer)
print(reader)

```

Log and display the activity stream:

```

py_trees.blackboard.Blackboard.enable_activity_stream(maximum_size=100)
blackboard_reader = py_trees.blackboard.BlackboardClient(name="Reader", read={"foo"
↪"})

```

(continues on next page)

```

Blackboard Client
Client Data
  name           : Writer
  unique_identifier : cc1914b2-cda6-4496-84fe-722a729f94c6
  read           : set()
  write          : {'nested'}
Variables
  nested : {'foo': 'foo', 'bar': 'bar'}

Blackboard Client
Client Data
  name           : Reader
  unique_identifier : 6d87e3b2-4af9-4517-8981-88078515e6fa
  read           : {'nested'}
  write          : set()
Variables
  nested : {'foo': 'foo', 'bar': 'bar'}

```

(continued from previous page)

```

blackboard_writer = py_trees.blackboard.BlackboardClient(name="Writer", write={
↳ "foo"})
blackboard_writer.foo = "bar"
blackboard_writer.foo = "foobar"
unused_result = blackboard_reader.foo
print(py_trees.display.unicode_blackboard_activity_stream())
py_trees.blackboard.Blackboard.activity_stream.clear()

```

```

Blackboard Activity Stream
foo : INITIALISED | Writer | → bar
foo : WRITE       | Writer | → foobar
foo : READ        | Reader | ← foobar

```

Display the blackboard on the console, or part thereof:

```

writer = py_trees.blackboard.BlackboardClient(
    name="Writer",
    write={"foo", "bar", "dude", "dudette"}
)
reader = py_trees.blackboard.BlackboardClient(
    name="Reader",
    read={"foo", "bBlackboardClient( )"}
)
writer.foo = "foo"
writer.bar = "bar"
writer.dude = "bob"

# all key-value pairs
print(py_trees.display.unicode_blackboard())
# various filtered views
print(py_trees.display.unicode_blackboard(key_filter="foo"))
print(py_trees.display.unicode_blackboard(regex_filter="dud*"))
print(py_trees.display.unicode_blackboard(client_filter={reader.unique_identifier}
↳ ))
# list the clients associated with each key
print(py_trees.display.unicode_blackboard(display_only_key_metadata=True))

```

Behaviours register their own blackboard clients with the same name/id as the behaviour itself. This helps associate blackboard variables with behaviours, enabling various introspection and debugging capabilities on

```

Blackboard Data
  bar   : bar
  dude  : bob
  dudette: -
  foo   : foo

Blackboard Data
  Filter: {'foo'}
  foo: foo

Blackboard Data
  Filter: 'dud*'
  dude  : bob
  dudette: -

Blackboard Data
  Filter: {UUID('f0ba50d9-d3e7-457f-bd35-20d2864b13a0')}
  bar: bar
  foo: foo

Blackboard Clients
  bar   : Reader (r), Writer (w)
  dude  : Writer (w)
  dudette : Writer (w)
  foo   : Reader (r), Writer (w)

```

the behaviour trees.

Creating a custom behaviour with blackboard variables:

```

class Foo(py_trees.behaviours.Behaviour):
    def __init__(self, name):
        super().__init__(name=name)
        self.blackboard.register_key("foo", read=True)

    def update(self):
        self.feedback_message = self.blackboard.foo
        return py_trees.common.Status.Success

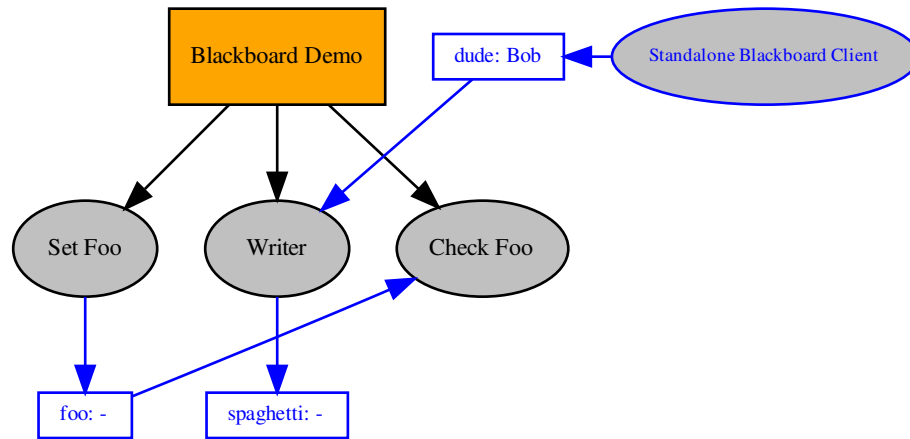
```

Rendering a dot graph for a behaviour tree, complete with blackboard variables:

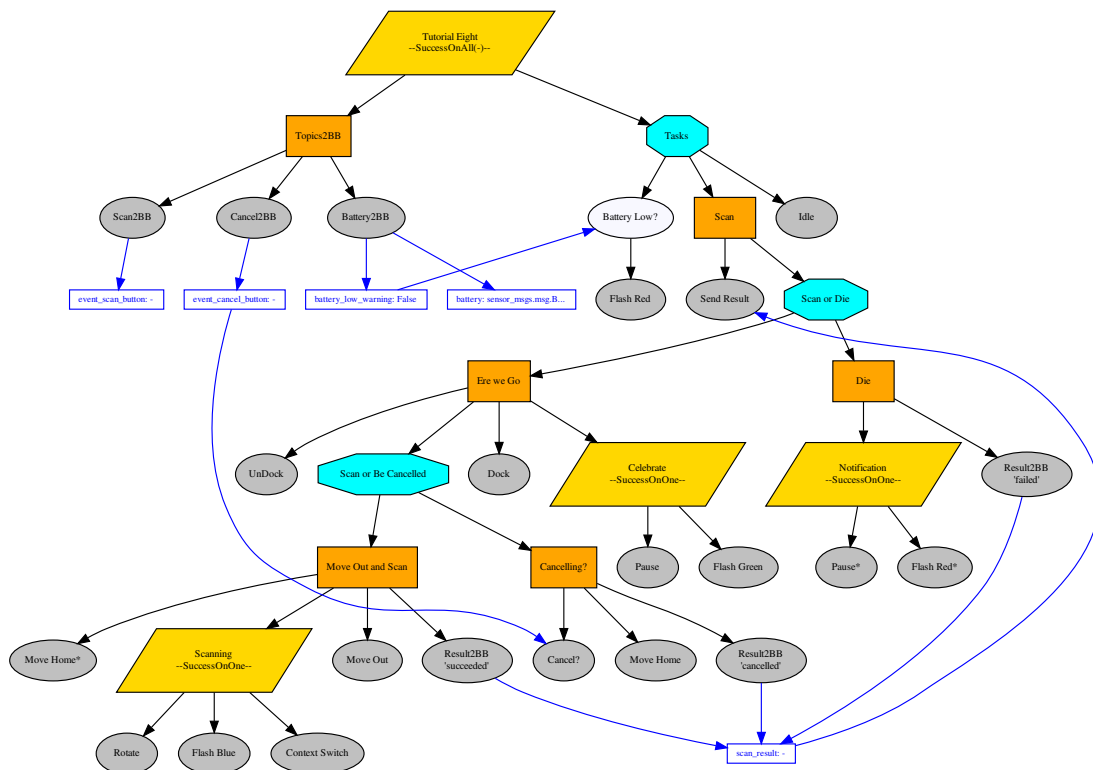
```

# in code
py_trees.display.render_dot_tree(py_trees.demos.blackboard.create_root())
# command line tools
py-trees-render --with-blackboard-variables py_trees.demos.blackboard.create_root

```



And to demonstrate that it doesn't become a tangled nightmare at scale, an example of a more complex tree:



With judicious use of the display methods / activity stream around the ticks of a tree (refer to `py_trees.visitors.DisplaySnapshotVisitor` for examplar code):

See also:

```

----- Run 3 -----

-----
          Finisher
    Count : 4
    Period: 3
-----

[o] Demo Tree [o]
  --> EveryN [x] -- not yet
  [-] Sequence [o]
    --> Guard
    --> Periodic [o] -- flip to success
    --> Finisher [o]
  --> Idle

Blackboard Data
Filter: {'count', 'period'}
count : 4
period: 3

Blackboard Activity Stream
count : WRITE      | EveryN   | → 4
period : WRITE     | Periodic | → 3
count  : READ      | Finisher | ← 4
period : READ      | Finisher | ← 3

----- Run 4 -----

[o] Demo Tree [o]
  --> EveryN [o] -- now
  [-] Sequence
    --> Guard
    --> Periodic
    --> Finisher
  --> Idle

Blackboard Data
Filter: {'count'}
count: 5

Blackboard Activity Stream
count : WRITE      | EveryN   | → 5

```

- *py-trees-demo-blackboard*
- *py\_trees.visitors.DisplaySnapshotVisitor*
- *py\_trees.behaviours.SetBlackboardVariable*
- *py\_trees.behaviours.UnsetBlackboardVariable*
- *py\_trees.behaviours.CheckBlackboardVariableExists*
- *py\_trees.behaviours.WaitForBlackboardVariable*
- *py\_trees.behaviours.CheckBlackboardVariableValue*
- *py\_trees.behaviours.WaitForBlackboardVariableValue*

#### **Variables**

- **name** (*str*) – client’s convenient, but not necessarily unique identifier
- **unique\_identifier** (*uuid.UUID*) – client’s unique identifier
- **read** (*typing.List[str]*) – keys this client has permission to read
- **write** (*typing.List[str]*) – keys this client has permission to write

A library of subtree creators that build complex patterns of behaviours representing common behaviour tree idioms.

Common decision making patterns can often be realised using a specific combination of fundamental behaviours and the blackboard. Even if this somewhat verbosely populates the tree, this is preferable to creating new composite types or overriding existing composites since this will increase tree logic complexity and/or bury details under the hood (both of which add an exponential cost to introspection/visualisation).

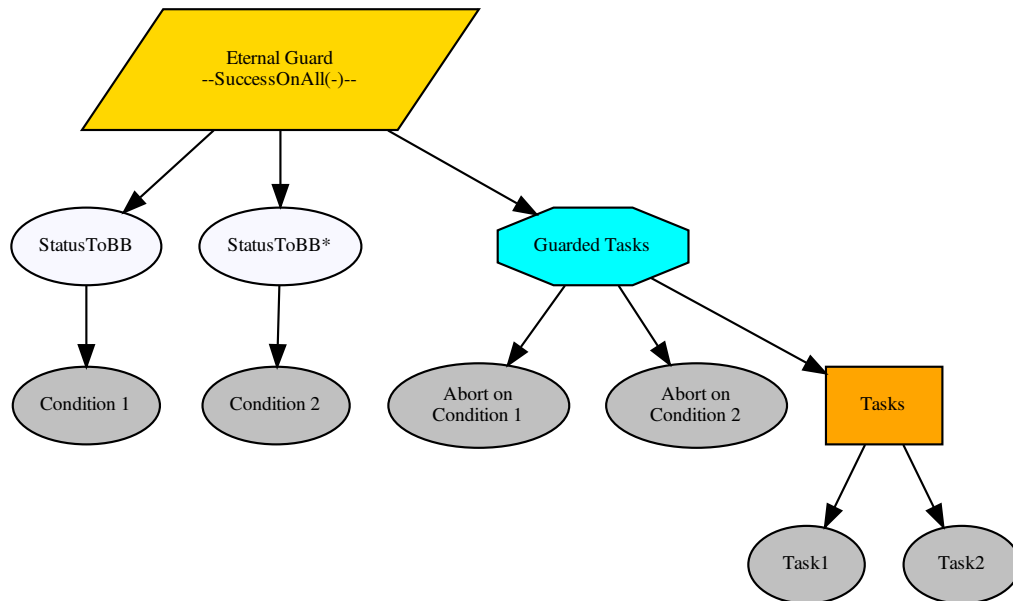
In this package these patterns will be referred to as **PyTree Idioms** and in this module you will find convenience functions that assist in creating them.

The subsections below introduce each composite briefly. For a full listing of each composite's methods, visit the [py\\_trees.idioms](#) module api documentation.

## 6.1 Eternal Guard

`idioms.eternal_guard` (*name='Eternal Guard', conditions=[], blackboard\_variable\_prefix=None*)

The eternal guard idiom implements a stronger *guard* than the typical check at the beginning of a sequence of tasks. Here they guard continuously while the task sequence is being executed. While executing, if any of the guards should update with status *FAILURE*, then the task sequence is terminated.



**Parameters**

- **subtree** (*Behaviour*) – behaviour(s) that actually do the work
- **name** (*str*) – the name to use on the root behaviour of the idiom subtree
- **conditions** (*List[Behaviour]*) – behaviours on which tasks are conditional
- **blackboard\_variable\_prefix** (*Optional[str]*) – applied to condition variable results stored on the blackboard (default: derived from the idiom name)

**Return type** *Behaviour*

**Returns** the root of the idiom subtree

**See also:**

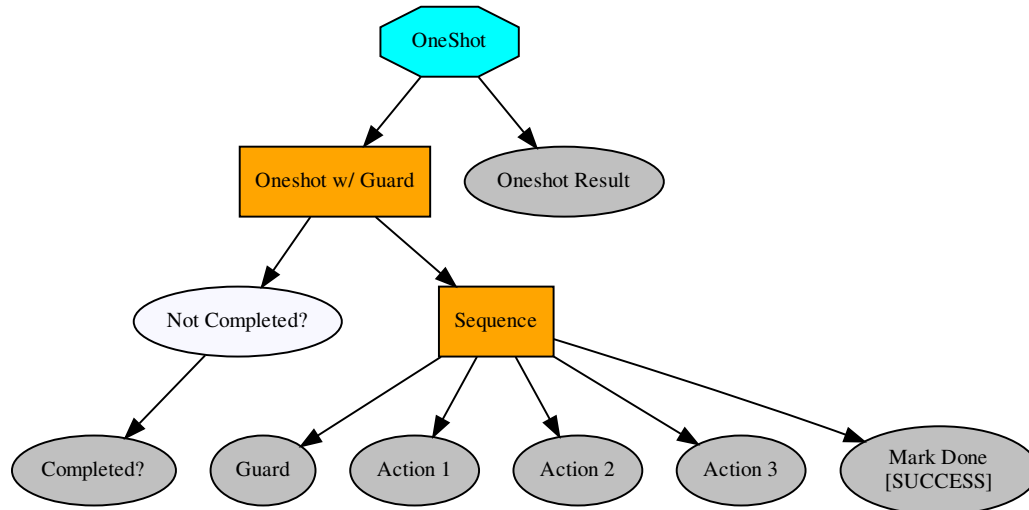
*py\_trees.decorators.EternalGuard*

## 6.2 Oneshot

`idioms.oneshot` (*name='Oneshot', variable\_name='oneshot', policy=<OneShotPolicy.ON\_SUCCESSFUL\_COMPLETION: [<Status.SUCCESS: 'SUCCESS'>>]*)

Ensure that a particular pattern is executed through to completion just once. Thereafter it will just rebound with the completion status.






---

**Note:** Set the policy to configure the oneshot to keep trying if failing, or to abort further attempts regardless of whether it finished with status `FAILURE`.

---

#### Parameters

- **behaviour** (*Behaviour*) – single behaviour or composited subtree to oneshot
- **name** (*str*) – the name to use for the oneshot root (selector)
- **variable\_name** (*str*) – name for the variable used on the blackboard, may be nested
- **policy** (*OneShotPolicy*) – execute just once regardless of success or failure, or keep trying if failing

**Returns** the root of the oneshot subtree

**Return type** *Behaviour*

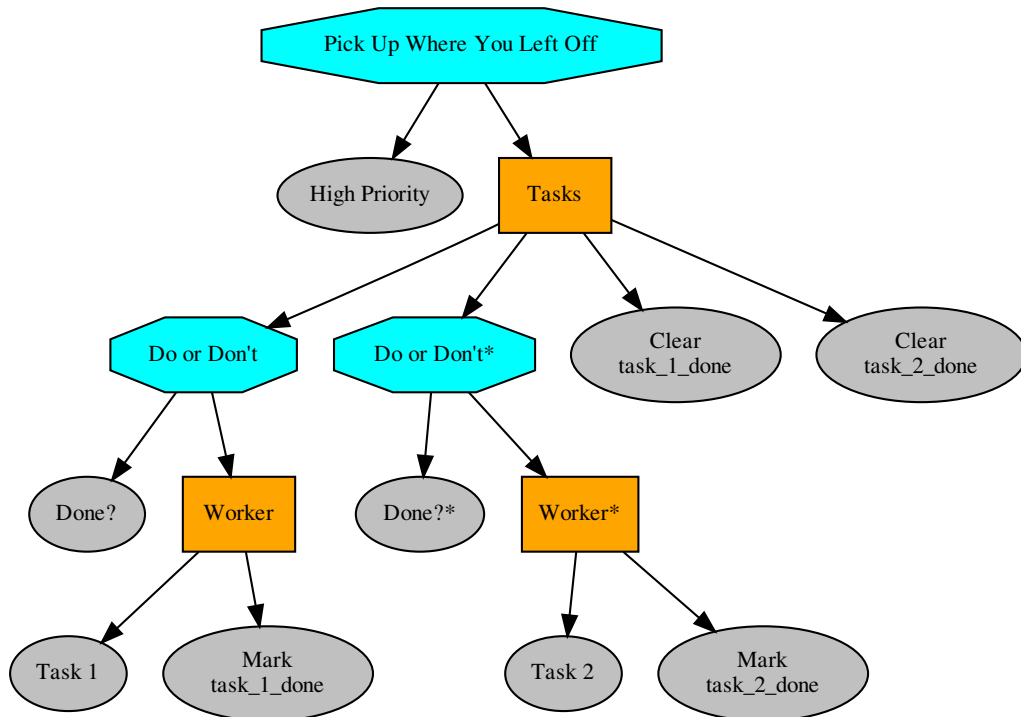
**See also:**

*py\_trees.decorators.OneShot*

## 6.3 Pickup Where You left Off

`idioms.pick_up_where_you_left_off(tasks=[])`

Rudely interrupted while enjoying a sandwich, a caveman (just because they wore loincloths does not mean they were not civilised), picks up his club and fends off the sabre-tooth tiger invading his sanctum as if he were swatting away a gnat. Task accomplished, he returns to the joys of munching through the layers of his sandwich.




---

**Note:** There are alternative ways to accomplish this idiom with their pros and cons.

a) The tasks in the sequence could be replaced by a factory behaviour that dynamically checks the state of play and spins up the tasks required each time the task sequence is first entered and invalidates/deletes them when it is either finished or invalidated. That has the advantage of not requiring much of the blackboard machinery here, but disadvantage in not making visible the task sequence itself at all times (i.e. burying details under the hood).

b) A new composite which retains the index between initialisations can also achieve the same pattern with fewer blackboard shenanigans, but suffers from an increased logical complexity cost for your trees (each new composite increases decision making complexity ( $O(n!)$ )).

---

**Parameters**

- **name** (*str*) – the name to use for the task sequence behaviour
- **tasks** (*[Behaviour]*) – lists of tasks to be sequentially performed

**Returns** root of the generated subtree

**Return type** *Behaviour*

## 7.1 The Behaviour Tree

**class** `py_trees.trees.BehaviourTree` (*root*)

Grow, water, prune your behaviour tree with this, the default reference implementation. It features a few enhancements to provide richer logging, introspection and dynamic management of the tree itself:

- Pre and post tick handlers to execute code automatically before and after a tick
- Visitor access to the parts of the tree that were traversed in a tick
- Subtree pruning and insertion operations
- Continuous tick-tock support

**See also:**

The *py-trees-demo-tree-stewardship* program demonstrates the above features.

**Parameters** `root` (*Behaviour*) – root node of the tree

**Variables**

- `count` (*int*) – number of times the tree has been ticked.
- `root` (*Behaviour*) – root node of the tree
- `visitors` (*[visitors]*) – entities that visit traversed parts of the tree when it ticks
- `pre_tick_handlers` (*[func]*) – functions that run before the entire tree is ticked
- `post_tick_handlers` (*[func]*) – functions that run after the entire tree is ticked

**Raises** `TypeError` – if root variable is not an instance of *Behaviour*

## 7.2 Skeleton

The most basic feature of the behaviour tree is it's automatic tick-tock. You can `tick_tock()` for a specific number of iterations, or indefinitely and use the `interrupt()` method to stop it.

```
1  #!/usr/bin/env python3
2  # -*- coding: utf-8 -*-
3
4  import py_trees
5
6  if __name__ == '__main__':
7
8      root = py_trees.composites.Selector("Selector")
9      high = py_trees.behaviours.Success(name="High Priority")
10     med = py_trees.behaviours.Success(name="Med Priority")
11     low = py_trees.behaviours.Success(name="Low Priority")
12     root.add_children([high, med, low])
13
14     behaviour_tree = py_trees.trees.BehaviourTree(
15         root=root
16     )
17     print(py_trees.display.unicode_tree(root=root))
18     behaviour_tree.setup(timeout=15)
19
20     def print_tree(tree):
21         print(py_trees.display.unicode_tree(root=tree.root, show_status=True))
22
23     try:
24         behaviour_tree.tick_tock(
25             period_ms=500,
26             number_of_iterations=py_trees.trees.CONTINUOUS_TICK_TOCK,
27             pre_tick_handler=None,
28             post_tick_handler=print_tree
29         )
30     except KeyboardInterrupt:
31         behaviour_tree.interrupt()
```

or create your own loop and tick at your own leisure with the `tick()` method.

## 7.3 Pre/Post Tick Handlers

Pre and post tick handlers can be used to perform some activity on or with the tree immediately before and after ticking. This is mostly useful with the continuous `tick_tock()` mechanism.

This is useful for a variety of purposes:

- logging
- doing introspection on the tree to make reports
- extracting data from the blackboard
- triggering on external conditions to modify the tree (e.g. new plan arrived)

This can be done of course, without locking since the tree won't be ticking while these handlers run. This does however, mean that your handlers should be light. They will be consuming time outside the regular tick period.

The *py-trees-demo-tree-stewardship* program demonstrates a very simple pre-tick handler that just prints a line to stdout notifying the user of the current run. The relevant code:

Listing 1: pre-tick-handler-function

```

1     help='render dot tree to file with blackboard variables'
2     )
3     group.add_argument('-i', '--interactive', action='store_true', help='pause and
↪wait for keypress at each tick')
4     return parser
5
6
7 def pre_tick_handler(behaviour_tree):
8     print("\n----- Run %s ----- \n" % behaviour_tree.count)
9
10
11 class SuccessEveryN(py_trees.behaviours.SuccessEveryN):

```

Listing 2: pre-tick-handler-adding

```

1     sequence.add_child(guard)
2     sequence.add_child(periodic_success)

```

## 7.4 Visitors

Visitors are entities that can be passed to a tree implementation (e.g. *BehaviourTree*) and used to either visit each and every behaviour in the tree, or visit behaviours as the tree is traversed in an executing tick. At each behaviour, the visitor runs its own method on the behaviour to do as it wishes - logging, introspecting, etc.

**Warning:** Visitors should not modify the behaviours they visit.

The *py-trees-demo-tree-stewardship* program demonstrates the two reference visitor implementations:

- *DebugVisitor* prints debug logging messages to stdout and
- *SnapshotVisitor* collects runtime data to be used by visualisations

Adding visitors to a tree:

```

behaviour_tree = py_trees.trees.BehaviourTree(root)
behaviour_tree.visitors.append(py_trees.visitors.DebugVisitor())
snapshot_visitor = py_trees.visitors.SnapshotVisitor()
behaviour_tree.visitors.append(snapshot_visitor)

```

These visitors are automatically run inside the tree's *tick* method. The former immediately logs to screen, the latter collects information which is then used to display an ascii tree:

```

behaviour_tree.tick()
ascii_tree = py_trees.display.ascii_tree(
    behaviour_tree.root,
    snapshot_information=snapshot_visitor)
)
print(ascii_tree)

```



Behaviour trees are significantly easier to design, monitor and debug with visualisations. Py Trees does provide minimal assistance to render trees to various simple output formats. Currently this includes dot graphs, strings or stdout.

## 8.1 Ascii/Unicode Trees

You can obtain an ascii/unicode art representation of the tree on stdout via `py_trees.display.ascii_tree()` or `py_trees.display.unicode_tree()`:

```
py_trees.display.ascii_tree(root, show_status=False, visited={}, previously_visited={}, indent=0)
```

Graffiti your console with ascii art for your trees.

### Parameters

- **root** (*Behaviour*) – the root of the tree, or subtree you want to show
- **show\_status** (*bool*) – always show status and feedback message (i.e. for every element, not just those visited)
- **visited** (*dict*) – dictionary of (*uuid.UUID*) and status (*Status*) pairs for behaviours visited on the current tick
- **previously\_visited** (*dict*) – dictionary of behaviour id/status pairs from the previous tree tick
- **indent** (*int*) – the number of characters to indent the tree

**Returns** an ascii tree (i.e. in string form)

**Return type** `str`

**See also:**

```
py_trees.display.xhtml_tree(), py_trees.display.unicode_tree()
```

## Examples

Use the *SnapshotVisitor* and *BehaviourTree* to generate snapshot information at each tick and feed that to a post tick handler that will print the traversed ascii tree complete with status and feedback messages.

```
Sequence [*]
--> Action 1 [*] -- running
--> Action 2 [-]
--> Action 3 [-]
```

```
def post_tick_handler(snapshot_visitor, behaviour_tree):
    print(
        py_trees.display.unicode_tree(
            behaviour_tree.root,
            visited=snapshot_visitor.visited,
            previously_visited=snapshot_visitor.visited
        )
    )

root = py_trees.composites.Sequence("Sequence")
for action in ["Action 1", "Action 2", "Action 3"]:
    b = py_trees.behaviours.Count(
        name=action,
        fail_until=0,
        running_until=1,
        success_until=10)
    root.add_child(b)
behaviour_tree = py_trees.trees.BehaviourTree(root)
snapshot_visitor = py_trees.visitors.SnapshotVisitor()
behaviour_tree.add_post_tick_handler(
    functools.partial(post_tick_handler,
                      snapshot_visitor))
behaviour_tree.visitors.append(snapshot_visitor)
```

## 8.2 XHTML Trees

Similarly, *py\_trees.display.xhtml\_tree()* generates a static or runtime representation of the tree as an embeddable XHTML snippet.

## 8.3 DOT Trees

### API

A static representation of the tree as a dot graph is obtained via *py\_trees.display.dot\_tree()*. Should you wish to render the dot graph to dot/png/svg images, make use of *py\_trees.display.render\_dot\_tree()*. Note that the dot graph representation does not generate runtime information for the tree (visited paths, status, ...).

### Command Line Utility

You can also render any exposed method in your python packages that creates a tree and returns the root of the tree from the command line using the *py-trees-render* program. This is extremely useful when either designing your trees or auto-rendering dot graphs for documentation on CI.

### Blackboxes and Visibility Levels



There is also an experimental feature that allows you to flag behaviours as blackboxes with multiple levels of granularity. This is purely for the purposes of showing different levels of detail in rendered dot graphs. A fully rendered dot graph with hundreds of behaviours is not of much use when wanting to visualise the big picture.

The *py-trees-demo-dot-graphs* program serves as a self-contained example of this feature.



---

### Surviving the Crazy Hospital

---

Your behaviour trees are misbehaving or your subtree designs seem overly obtuse? This page can help you stay focused on what is important. . . staying out of the padded room.



---

**Note:** Many of these guidelines we've evolved from trial and error and are almost entirely driven by a need to avoid a burgeoning complexity (aka *flying spaghetti monster*). Feel free to experiment and provide us with your insights here as well!

---

### 9.1 Behaviours

- Keep the constructor minimal so you can instantiate the behaviour for offline rendering
- Put hardware or other runtime specific initialisation in `setup()`
- The `update()` method must be light and non-blocking so a tree can keep ticking over
- Keep the scope of a single behaviour tight and focused, deploy larger reusable concepts as subtrees (idioms)

## 9.2 Composites

- Avoid creating new composites, this increases the decision complexity by an order of magnitude
- Don't subclass merely to auto-populate it, build a `create_<xyz>_subtree()` library instead

## 9.3 Trees

- When designing your tree, stub them out with nonsense behaviours. Focus on descriptive names, composite types and render dot graphs to accelerate the design process (especially when collaborating).
- Make sure your pre/post tick handlers and visitors are all very light.
- A good tick-tock rate for higher level decision making is around 1-500ms.

### block

**blocking** A behaviour is sometimes referred to as a ‘blocking’ behaviour. Technically, the execution of a behaviour should be non-blocking (i.e. the tick part), however when it’s progress from ‘RUNNING’ to ‘FAILURE/SUCCESS’ takes more than one tick, we say that the behaviour itself is blocking. In short, *blocking* == *RUNNING*.

**data gathering** Caching events, notifications, or incoming data arriving asynchronously on the blackboard. This is a fairly common practice for behaviour trees which exist inside a complex system.

In most cases, data gathering is done either outside the tree, or at the front end of your tree under a parallel preceding the rest of the tree tick so that the ensuing behaviours work on a constant, consistent set of data. Even if the incoming data is not arriving asynchronously, this is useful conceptually and organisationally.

### fsm

**flying spaghetti monster** Whilst a serious religious entity in his own right (see [pastafarianism](#)), it’s also very easy to imagine your code become a spiritual flying spaghetti monster if left unchecked:

```

_ _ (o) _ (o) _ _
.-\` : _ F S M _ : ' \ _ ,
  / ( `----' \ ` - .
, - ` _ )      ( _ ,

```

**guard** A guard is a behaviour at the start of a sequence that checks for a particular condition (e.g. is battery low?). If the check succeeds, then the door is opened to the rest of the work sequence.

### tick

### ticks

**ticking** A key feature of behaviours and their trees is in the way they *tick*. A tick is merely an execution slice, similar to calling a function once, or executing a loop in a control program once.

When a **behaviour** ticks, it is executing a small, non-blocking chunk of code that checks a variable or triggers/monitors/returns the result of an external action.

When a **behaviour tree** ticks, it traverses the behaviours (starting at the root of the tree), ticking each behaviour, catching its result and then using that result to make decisions on the direction the tree traversal will take. This is the decision part of the tree. Once the traversal ends back at the root, the tick is over.

Once a tick is done..you can stop for breath! In this space you can pause to avoid eating the cpu, send some statistics out to a monitoring program, manipulate the underlying blackboard (data), ... At no point does the traversal of the tree get mired in execution - it's just in and out and then stop for a coffee. This is absolutely awesome - without this it would be a concurrent mess of locks and threads.

Always keep in mind that your behaviours' executions must be light. There is no parallelising here and your tick time needs to remain small. The tree should be solely about decision making, not doing any actual blocking work. Any blocking work should be happening somewhere else with a behaviour simply in charge of starting/monitoring and catching the result of that work.

Add an image of a ticking tree here.

---

**Tip:** For hints and guidelines, you might also like to browse *Surviving the Crazy Hospital*.

---

### **Will there be a c++ implementation?**

Certainly feasible and if there's a need. If such a thing should come to pass though, the c++ implementation should compliment this one. That is, it should focus on decision making for systems with low latency and reactive requirements. It would use triggers to tick the tree instead of tick-tock and a few other tricks that have evolved in the gaming industry over the last few years. Having a c++ implementation for use in the control layer of a robotics system would be a driving use case.





## 12.1 py-trees-demo-action-behaviour

Demonstrates the characteristics of a typical 'action' behaviour.

- Mocks an external process and connects to it in the `setup()` method
- Kickstarts new goals with the external process in the `initialise()` method
- Monitors the ongoing goal status in the `update()` method
- Determines RUNNING/SUCCESS pending feedback from the external process

```
usage: py-trees-demo-action-behaviour [-h]
```

**class** `py_trees.demos.action.Action` (*name='Action'*)

Bases: `py_trees.behaviour.Behaviour`

Connects to a subprocess to initiate a goal, and monitors the progress of that goal at each tick until the goal is completed, at which time the behaviour itself returns with success or failure (depending on success or failure of the goal itself).

This is typical of a behaviour that is connected to an external process responsible for driving hardware, conducting a plan, or a long running processing pipeline (e.g. planning/vision).

Key point - this behaviour itself should not be doing any work!

**\_\_init\_\_** (*name='Action'*)

Default construction.

**initialise** ()

Reset a counter variable.

**setup** ()

No delayed initialisation required for this example.

**terminate** (*new\_status*)

Nothing to clean up in this example.

**update** ()

Increment the counter and decide upon a new status result for the behaviour.

py\_trees.demos.action.**main** ()

Entry point for the demo script.

py\_trees.demos.action.**planning** (*pipe\_connection*)

Emulates an external process which might accept long running planning jobs.

Listing 1: py\_trees/demos/action.py

```

1  #!/usr/bin/env python
2  #
3  # License: BSD
4  #   https://raw.githubusercontent.com/splintered-reality/py_trees/devel/LICENSE
5  #
6  #####
7  # Documentation
8  #####
9
10 """
11 .. argparse::
12     :module: py_trees.demos.action
13     :func: command_line_argument_parser
14     :prog: py-trees-demo-action-behaviour
15
16 .. image:: images/action.gif
17 """
18
19 #####
20 # Imports
21 #####
22
23 import argparse
24 import atexit
25 import multiprocessing
26 import py_trees.common
27 import time
28
29 import py_trees.console as console
30
31 #####
32 # Classes
33 #####
34
35
36 def description():
37     content = "Demonstrates the characteristics of a typical 'action' behaviour.\n"
38     content += "\n"
39     content += "* Mocks an external process and connects to it in the setup() method\n
↳"
40     content += "* Kickstarts new goals with the external process in the initialise()
↳method\n"
41     content += "* Monitors the ongoing goal status in the update() method\n"
42     content += "* Determines RUNNING/SUCCESS pending feedback from the external
↳process\n"

```

(continues on next page)

(continued from previous page)

```

43
44     if py_trees.console.has_colours:
45         banner_line = console.green + "*" * 79 + "\n" + console.reset
46         s = "\n"
47         s += banner_line
48         s += console.bold_white + "Action Behaviour".center(79) + "\n" + console.reset
49         s += banner_line
50         s += "\n"
51         s += content
52         s += "\n"
53         s += banner_line
54     else:
55         s = content
56     return s
57
58
59 def epilog():
60     if py_trees.console.has_colours:
61         return console.cyan + "And his noodly appendage reached forth to tickle the_
↳blessed...\n" + console.reset
62     else:
63         return None
64
65
66 def command_line_argument_parser():
67     return argparse.ArgumentParser(description=description(),
68                                   epilog=epilog(),
69                                   formatter_class=argparse.
↳RawDescriptionHelpFormatter,
70                                   )
71
72
73 def planning(pipe_connection):
74     """
75     Emulates an external process which might accept long running planning jobs.
76     """
77     idle = True
78     percentage_complete = 0
79     try:
80         while(True):
81             if pipe_connection.poll():
82                 pipe_connection.recv()
83                 percentage_complete = 0
84                 idle = False
85             if not idle:
86                 percentage_complete += 10
87                 pipe_connection.send([percentage_complete])
88                 if percentage_complete == 100:
89                     idle = True
90                 time.sleep(0.5)
91     except KeyboardInterrupt:
92         pass
93
94
95 class Action(py_trees.behaviour.Behaviour):
96     """
97     Connects to a subprocess to initiate a goal, and monitors the progress

```

(continues on next page)

(continued from previous page)

```

98     of that goal at each tick until the goal is completed, at which time
99     the behaviour itself returns with success or failure (depending on
100    success or failure of the goal itself).
101
102    This is typical of a behaviour that is connected to an external process
103    responsible for driving hardware, conducting a plan, or a long running
104    processing pipeline (e.g. planning/vision).
105
106    Key point - this behaviour itself should not be doing any work!
107    """
108    def __init__(self, name="Action"):
109        """
110        Default construction.
111        """
112        super(Action, self).__init__(name)
113        self.logger.debug("%s.__init__() " % (self.__class__.__name__))
114
115    def setup(self):
116        """
117        No delayed initialisation required for this example.
118        """
119        self.logger.debug("%s.setup()->connections to an external process" % (self.__
120    ↪class__.__name__))
121        self.parent_connection, self.child_connection = multiprocessing.Pipe()
122        self.planning = multiprocessing.Process(target=planning, args=(self.child_
123    ↪connection,))
124        atexit.register(self.planning.terminate)
125        self.planning.start()
126
127    def initialise(self):
128        """
129        Reset a counter variable.
130        """
131        self.logger.debug("%s.initialise()->sending new goal" % (self.__class__.__
132    ↪name__))
133        self.parent_connection.send(['new goal'])
134        self.percentage_completion = 0
135
136    def update(self):
137        """
138        Increment the counter and decide upon a new status result for the behaviour.
139        """
140        new_status = py_trees.common.Status.RUNNING
141        if self.parent_connection.poll():
142            self.percentage_completion = self.parent_connection.recv().pop()
143            if self.percentage_completion == 100:
144                new_status = py_trees.common.Status.SUCCESS
145            if new_status == py_trees.common.Status.SUCCESS:
146                self.feedback_message = "Processing finished"
147                self.logger.debug("%s.update() [%s->%s] [%s]" % (self.__class__.__name__,
148    ↪self.status, new_status, self.feedback_message))
149            else:
150                self.feedback_message = "{0}%".format(self.percentage_completion)
151                self.logger.debug("%s.update() [%s] [%s]" % (self.__class__.__name__, self.
152    ↪status, self.feedback_message))
153            return new_status

```

(continues on next page)

(continued from previous page)

```

150     def terminate(self, new_status):
151         """
152         Nothing to clean up in this example.
153         """
154         self.logger.debug("%s.terminate() [%s->%s]" % (self.__class__.__name__, self.
↪status, new_status))
155
156
157     #####
158     # Main
159     #####
160
161     def main():
162         """
163         Entry point for the demo script.
164         """
165         command_line_argument_parser().parse_args()
166
167         print(description())
168
169         py_trees.logging.level = py_trees.logging.Level.DEBUG
170
171         action = Action()
172         action.setup()
173         try:
174             for unused_i in range(0, 12):
175                 action.tick_once()
176                 time.sleep(0.5)
177             print("\n")
178         except KeyboardInterrupt:
179             pass

```

## 12.2 py-trees-demo-behaviour-lifecycle

Demonstrates a typical day in the life of a behaviour.

This behaviour will count from 1 to 3 and then reset and repeat. As it does so, it logs and displays the methods as they are called - construction, setup, initialisation, ticking and termination.

```
usage: py-trees-demo-behaviour-lifecycle [-h]
```

**class** `py_trees.demos.lifecycle.Counter` (*name='Counter'*)

Bases: `py_trees.behaviour.Behaviour`

Simple counting behaviour that facilitates the demonstration of a behaviour in the demo behaviours lifecycle program.

- Increments a counter from zero at each tick
- Finishes with success if the counter reaches three
- Resets the counter in the initialise() method.

**\_\_init\_\_** (*name='Counter'*)  
Default construction.

**initialise()**  
Reset a counter variable.

**setup()**  
No delayed initialisation required for this example.

**terminate(new\_status)**  
Nothing to clean up in this example.

**update()**  
Increment the counter and decide upon a new status result for the behaviour.

`py_trees.demos.lifecycle.main()`  
Entry point for the demo script.

Listing 2: `py_trees/demos/lifecycle.py`

```

1  #!/usr/bin/env python
2  #
3  # License: BSD
4  # https://raw.githubusercontent.com/splintered-reality/py_trees/devel/LICENSE
5  #
6  #####
7  # Documentation
8  #####
9
10 """
11 .. argparse::
12     :module: py_trees.demos.lifecycle
13     :func: command_line_argument_parser
14     :prog: py-trees-demo-behaviour-lifecycle
15
16 .. image:: images/lifecycle.gif
17 """
18
19 #####
20 # Imports
21 #####
22
23 import argparse
24 import py_trees
25 import time
26
27 import py_trees.console as console
28
29 #####
30 # Classes
31 #####
32
33
34 def description():
35     content = "Demonstrates a typical day in the life of a behaviour.\n\n"
36     content += "This behaviour will count from 1 to 3 and then reset and repeat. As
↳it does\n"
37     content += "so, it logs and displays the methods as they are called -
↳construction, setup,\n"
38     content += "initialisation, ticking and termination.\n"
39     if py_trees.console.has_colours:
40         banner_line = console.green + "*" * 79 + "\n" + console.reset

```

(continues on next page)

(continued from previous page)

```

41     s = "\n"
42     s += banner_line
43     s += console.bold_white + "Behaviour Lifecycle".center(79) + "\n" + console.
↳reset
44     s += banner_line
45     s += "\n"
46     s += content
47     s += "\n"
48     s += banner_line
49     else:
50         s = content
51     return s
52
53
54 def epilog():
55     if py_trees.console.has_colours:
56         return console.cyan + "And his noodly appendage reached forth to tickle the_
↳blessed...\n" + console.reset
57     else:
58         return None
59
60
61 def command_line_argument_parser():
62     return argparse.ArgumentParser(description=description(),
63                                   epilog=epilog(),
64                                   formatter_class=argparse.
↳RawDescriptionHelpFormatter,
65                                   )
66
67
68 class Counter(py_trees.behaviour.Behaviour):
69     """
70     Simple counting behaviour that facilitates the demonstration of a behaviour in
71     the demo behaviours lifecycle program.
72
73     * Increments a counter from zero at each tick
74     * Finishes with success if the counter reaches three
75     * Resets the counter in the initialise() method.
76     """
77     def __init__(self, name="Counter"):
78         """
79         Default construction.
80         """
81         super(Counter, self).__init__(name)
82         self.logger.debug("%s.__init__() " % (self.__class__.__name__))
83
84     def setup(self):
85         """
86         No delayed initialisation required for this example.
87         """
88         self.logger.debug("%s.setup()" % (self.__class__.__name__))
89
90     def initialise(self):
91         """
92         Reset a counter variable.
93         """
94         self.logger.debug("%s.initialise()" % (self.__class__.__name__))

```

(continues on next page)

```

95     self.counter = 0
96
97     def update(self):
98         """
99         Increment the counter and decide upon a new status result for the behaviour.
100         """
101         self.counter += 1
102         new_status = py_trees.common.Status.SUCCESS if self.counter == 3 else py_
↪trees.common.Status.RUNNING
103         if new_status == py_trees.common.Status.SUCCESS:
104             self.feedback_message = "counting...{0} - phew, thats enough for today".
↪format(self.counter)
105         else:
106             self.feedback_message = "still counting"
107             self.logger.debug("%s.update() [%s->%s] [%s]" % (self.__class__.__name__, self.
↪status, new_status, self.feedback_message))
108             return new_status
109
110     def terminate(self, new_status):
111         """
112         Nothing to clean up in this example.
113         """
114         self.logger.debug("%s.terminate() [%s->%s]" % (self.__class__.__name__, self.
↪status, new_status))
115
116
117 #####
118 # Main
119 #####
120
121 def main():
122     """
123     Entry point for the demo script.
124     """
125     command_line_argument_parser().parse_args()
126
127     print(description())
128
129     py_trees.logging.level = py_trees.logging.Level.DEBUG
130
131     counter = Counter()
132     counter.setup()
133     try:
134         for unused_i in range(0, 7):
135             counter.tick_once()
136             time.sleep(0.5)
137         print("\n")
138     except KeyboardInterrupt:
139         print("")
140         pass

```

## 12.3 py-trees-demo-blackboard

Demonstrates usage of the blackboard and related behaviours.

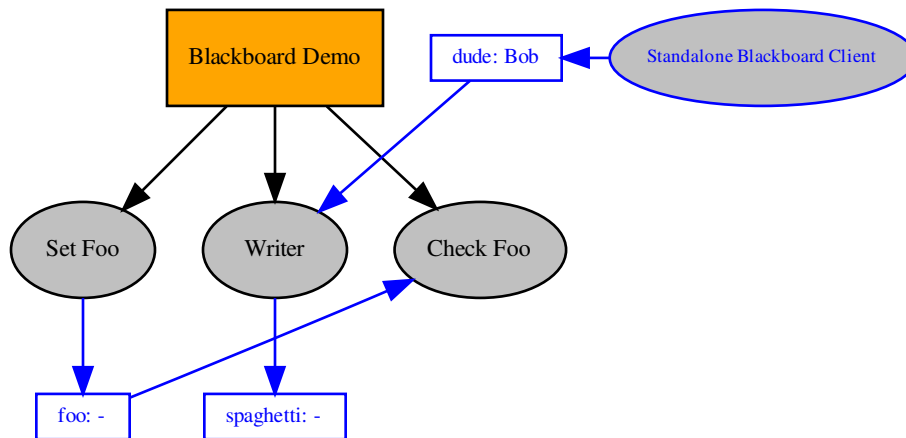


A sequence is populated with a few behaviours that exercise reading and writing on the Blackboard in interesting ways.

```
usage: py-trees-demo-blackboard [-h] [-r | --render-with-blackboard-variables]
```

### 12.3.1 Named Arguments

- r, --render** render dot tree to file  
Default: False
- render-with-blackboard-variables** render dot tree to file with blackboard variables  
Default: False



```
class py_trees.demos.blackboard.BlackboardWriter (name='Writer')
```

```
Bases: py_trees.behaviour.Behaviour
```

Custom writer that submits a more complicated variable to the blackboard.

```
__init__ (name='Writer')
```

Initialize self. See help(type(self)) for accurate signature.

```
update ()
```

Write a dictionary to the blackboard and return *SUCCESS*.

```
class py_trees.demos.blackboard.Nested
```

```
Bases: object
```

A more complex object to interact with on the blackboard.

```
__init__ ()
```

Initialize self. See help(type(self)) for accurate signature.

```
__str__ ()
```

Return str(self).

\_\_weakref\_\_

list of weak references to the object (if defined)

py\_trees.demos.blackboard.main()

Entry point for the demo script.

Listing 3: py\_trees/demos/blackboard.py

```

1  #!/usr/bin/env python
2  #
3  # License: BSD
4  #   https://raw.githubusercontent.com/splintered-reality/py_trees/devel/LICENSE
5  #
6  #####
7  # Documentation
8  #####
9
10 """
11 .. argparse::
12     :module: py_trees.demos.blackboard
13     :func: command_line_argument_parser
14     :prog: py-trees-demo-blackboard
15
16 .. graphviz:: dot/demo-blackboard.dot
17     :align: center
18
19 .. image:: images/blackboard.gif
20 """
21
22 #####
23 # Imports
24 #####
25
26 import argparse
27 import py_trees
28 import sys
29
30 import py_trees.console as console
31
32 #####
33 # Classes
34 #####
35
36
37 def description():
38     content = "Demonstrates usage of the blackboard and related behaviours.\n"
39     content += "\n"
40     content += "A sequence is populated with a few behaviours that exercise\n"
41     content += "reading and writing on the Blackboard in interesting ways.\n"
42
43     if py_trees.console.has_colours:
44         banner_line = console.green + "*" * 79 + "\n" + console.reset
45         s = "\n"
46         s += banner_line
47         s += console.bold_white + "Blackboard".center(79) + "\n" + console.reset
48         s += banner_line
49         s += "\n"
50         s += content

```

(continues on next page)

(continued from previous page)

```

51     s += "\n"
52     s += banner_line
53     else:
54         s = content
55     return s
56
57
58 def epilog():
59     if py_trees.console.has_colours:
60         return console.cyan + "And his noodly appendage reached forth to tickle the_
↳blessed...\n" + console.reset
61     else:
62         return None
63
64
65 def command_line_argument_parser():
66     parser = argparse.ArgumentParser(description=description(),
67                                     epilog=epilog(),
68                                     formatter_class=argparse.
↳RawDescriptionHelpFormatter,
69                                     )
70     render_group = parser.add_mutually_exclusive_group()
71     render_group.add_argument('-r', '--render', action='store_true', help='render dot_
↳tree to file')
72     render_group.add_argument(
73         '--render-with-blackboard-variables',
74         action='store_true',
75         help='render dot tree to file with blackboard variables'
76     )
77     return parser
78
79
80 class Nested(object):
81     """
82     A more complex object to interact with on the blackboard.
83     """
84     def __init__(self):
85         self.foo = "bar"
86
87     def __str__(self):
88         return str({"foo": self.foo})
89
90
91 class BlackboardWriter(py_trees.behaviour.Behaviour):
92     """
93     Custom writer that submits a more complicated variable to the blackboard.
94     """
95     def __init__(self, name="Writer"):
96         super().__init__(name=name)
97         self.blackboard.register_key(key="dude", read=True)
98         self.blackboard.register_key(key="spaghetti", write=True)
99
100         self.logger.debug("%s.__init__() " % (self.__class__.__name__))
101
102     def update(self):
103         """
104         Write a dictionary to the blackboard and return :data:`~py_trees.common.
↳Status.SUCCESS`.

```

(continues on next page)

(continued from previous page)

```

105     """
106     self.logger.debug("%s.update()" % (self.__class__.__name__))
107     try:
108         unused = self.blackboard.dude
109     except KeyError:
110         pass
111     try:
112         unused = self.blackboard.dudette
113     except AttributeError:
114         pass
115     try:
116         self.blackboard.dudette = "Jane"
117     except AttributeError:
118         pass
119     self.blackboard.spaghetti = {"type": "Carbonara", "quantity": 1}
120     self.blackboard.spaghetti = {"type": "Gnocchi", "quantity": 2}
121     try:
122         self.blackboard.set("spaghetti", {"type": "Bolognese", "quantity": 3},
↳overwrite=False)
123     except AttributeError:
124         pass
125     return py_trees.common.Status.SUCCESS
126
127
128 def create_root():
129     root = py_trees.composites.Sequence("Blackboard Demo")
130     set_blackboard_variable = py_trees.behaviours.SetBlackboardVariable(
131         name="Set Nested", variable_name="nested", variable_value=Nested()
132     )
133     write_blackboard_variable = BlackboardWriter(name="Writer")
134     check_blackboard_variable = py_trees.behaviours.CheckBlackboardVariableValue(
135         name="Check Nested Foo", variable_name="nested.foo", expected_value="bar"
136     )
137     root.add_children([set_blackboard_variable, write_blackboard_variable, check_
↳blackboard_variable])
138     return root
139
140 #####
141 # Main
142 #####
143
144
145 def main():
146     """
147     Entry point for the demo script.
148     """
149     args = command_line_argument_parser().parse_args()
150     print(description())
151     py_trees.logging.level = py_trees.logging.Level.DEBUG
152     py_trees.blackboard.Blackboard.enable_activity_stream(maximum_size=100)
153     standalone_blackboard = py_trees.blackboard.BlackboardClient(
154         name="Standalone Blackboard Client",
155         write={"dude"})
156     )
157     standalone_blackboard.dude = "Bob"
158
159     root = create_root()

```

(continues on next page)

(continued from previous page)

```

160
161 #####
162 # Rendering
163 #####
164 if args.render:
165     py_trees.display.render_dot_tree(root, with_blackboard_variables=False)
166     sys.exit()
167 if args.render_with_blackboard_variables:
168     py_trees.display.render_dot_tree(root, with_blackboard_variables=True)
169     sys.exit()
170
171 #####
172 # Execute
173 #####
174 root.setup_with_descendants()
175 blackboard = py_trees.blackboard.BlackboardClient(name="Unsetter", write={"foo"})
176 print("\n----- Tick 0 ----- \n")
177 root.tick_once()
178 print("\n")
179 print(py_trees.display.unicode_tree(root, show_status=True))
180 print("----- \n")
181 print(py_trees.display.unicode_blackboard())
182 print("----- \n")
183 print(py_trees.display.unicode_blackboard(display_only_key_metadata=True))
184 print("----- \n")
185 blackboard.unset("foo")
186 print(py_trees.display.unicode_blackboard_activity_stream())

```

## 12.4 py-trees-demo-context-switching

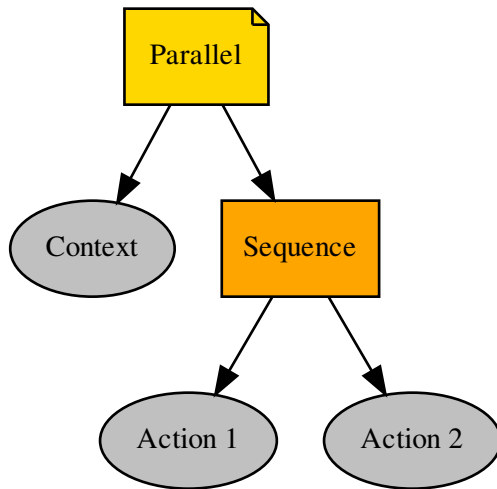
Demonstrates context switching with parallels and sequences.

A context switching behaviour is run in parallel with a work sequence. Switching the context occurs in the `initialise()` and `terminate()` methods of the context switching behaviour. Note that whether the sequence results in failure or success, the context switch behaviour will always call the `terminate()` method to restore the context. It will also call `terminate()` to restore the context in the event of a higher priority parent cancelling this parallel subtree.

```
usage: py-trees-demo-context-switching [-h] [-r]
```

### 12.4.1 Named Arguments

**-r, --render**           render dot tree to file  
                           Default: False



```
class py_trees.demos.context_switching.ContextSwitch (name='ContextSwitch')
  Bases: py_trees.behaviour.Behaviour
```

An example of a context switching class that sets (in `initialise()`) and restores a context (in `terminate()`). Use in parallel with a sequence/subtree that does the work while in this context.

**Attention:** Simply setting a pair of behaviours (set and reset context) on either end of a sequence will not suffice for context switching. In the case that one of the work behaviours in the sequence fails, the final reset context switch will never trigger.

```
__init__ (name='ContextSwitch')
  Initialize self. See help(type(self)) for accurate signature.

initialise ()
  Backup and set a new context.

terminate (new_status)
  Restore the context with the previously backed up context.

update ()
  Just returns RUNNING while it waits for other activities to finish.

py_trees.demos.context_switching.main ()
  Entry point for the demo script.
```

Listing 4: `py_trees/demos/context_switching.py`

```
1 #!/usr/bin/env python
2 #
3 # License: BSD
4 # https://raw.githubusercontent.com/splintered-reality/py\_trees/devel/LICENSE
```

(continues on next page)

(continued from previous page)

```

5 #
6 #####
7 # Documentation
8 #####
9
10 """
11 .. argparse::
12     :module: py_trees.demos.context_switching
13     :func: command_line_argument_parser
14     :prog: py-trees-demo-context-switching
15
16 .. graphviz:: dot/demo-context_switching.dot
17
18 .. image:: images/context_switching.gif
19 """
20
21 #####
22 # Imports
23 #####
24
25 import argparse
26 import py_trees
27 import sys
28 import time
29
30 import py_trees.console as console
31
32 #####
33 # Classes
34 #####
35
36
37 def description():
38     content = "Demonstrates context switching with parallels and sequences.\n"
39     content += "\n"
40     content += "A context switching behaviour is run in parallel with a work sequence.
↳\n"
41     content += "Switching the context occurs in the initialise() and terminate()
↳methods\n"
42     content += "of the context switching behaviour. Note that whether the sequence
↳results\n"
43     content += "in failure or success, the context switch behaviour will always call
↳the\n"
44     content += "terminate() method to restore the context. It will also call
↳terminate()\n"
45     content += "to restore the context in the event of a higher priority parent
↳cancelling\n"
46     content += "this parallel subtree.\n"
47     if py_trees.console.has_colours:
48         banner_line = console.green + "*" * 79 + "\n" + console.reset
49         s = "\n"
50         s += banner_line
51         s += console.bold_white + "Context Switching".center(79) + "\n" + console.
↳reset
52         s += banner_line
53         s += "\n"
54         s += content

```

(continues on next page)

(continued from previous page)

```

55     s += "\n"
56     s += banner_line
57     else:
58         s = content
59     return s
60
61
62 def epilog():
63     if py_trees.console.has_colours:
64         return console.cyan + "And his noodly appendage reached forth to tickle the_
↳blessed...\n" + console.reset
65     else:
66         return None
67
68
69 def command_line_argument_parser():
70     parser = argparse.ArgumentParser(description=description(),
71                                     epilog=epilog(),
72                                     formatter_class=argparse.
↳RawDescriptionHelpFormatter,
73                                     )
74     parser.add_argument('-r', '--render', action='store_true', help='render dot tree_
↳to file')
75     return parser
76
77
78 class ContextSwitch(py_trees.behaviour.Behaviour):
79     """
80     An example of a context switching class that sets (in ``initialise()``)
81     and restores a context (in ``terminate()``). Use in parallel with a
82     sequence/subtree that does the work while in this context.
83
84     .. attention:: Simply setting a pair of behaviours (set and reset context) on
85     either end of a sequence will not suffice for context switching. In the case
86     that one of the work behaviours in the sequence fails, the final reset context
87     switch will never trigger.
88
89     """
90     def __init__(self, name="ContextSwitch"):
91         super(ContextSwitch, self).__init__(name)
92         self.feedback_message = "no context"
93
94     def initialise(self):
95         """
96         Backup and set a new context.
97         """
98         self.logger.debug("%s.initialise()[switch context]" % (self.__class__.__name__
↳))
99         # Some actions that:
100         # 1. retrieve the current context from somewhere
101         # 2. cache the context internally
102         # 3. apply a new context
103         self.feedback_message = "new context"
104
105     def update(self):
106         """
107         Just returns RUNNING while it waits for other activities to finish.

```

(continues on next page)



(continued from previous page)

```

108         """
109         self.logger.debug("%s.update() [RUNNING] [%s]" % (self.__class__.__name__, self.
↳feedback_message))
110         return py_trees.common.Status.RUNNING
111
112     def terminate(self, new_status):
113         """
114         Restore the context with the previously backed up context.
115         """
116         self.logger.debug("%s.terminate() [%s->%s][restore context]" % (self.__class__.
↳__name__, self.status, new_status))
117         # Some actions that:
118         # 1. restore the cached context
119         self.feedback_message = "restored context"
120
121
122 def create_root():
123     root = py_trees.composites.Parallel(name="Parallel", policy=py_trees.common.
↳ParallelPolicy.SuccessOnOne())
124     context_switch = ContextSwitch(name="Context")
125     sequence = py_trees.composites.Sequence(name="Sequence")
126     for job in ["Action 1", "Action 2"]:
127         success_after_two = py_trees.behaviours.Count(name=job,
128                                                         fail_until=0,
129                                                         running_until=2,
130                                                         success_until=10)
131         sequence.add_child(success_after_two)
132     root.add_child(context_switch)
133     root.add_child(sequence)
134     return root
135
136
137 #####
138 # Main
139 #####
140
141 def main():
142     """
143     Entry point for the demo script.
144     """
145     args = command_line_argument_parser().parse_args()
146     print(description())
147     py_trees.logging.level = py_trees.logging.Level.DEBUG
148
149     root = create_root()
150
151     #####
152     # Rendering
153     #####
154     if args.render:
155         py_trees.display.render_dot_tree(root)
156         sys.exit()
157
158     #####
159     # Execute
160     #####
161     root.setup_with_descendants()

```

(continues on next page)

(continued from previous page)

```

162 for i in range(1, 6):
163     try:
164         print("\n----- Tick {0} -----".format(i))
165         root.tick_once()
166         print("\n")
167         print("{}".format(py_trees.display.unicode_tree(root, show_status=True)))
168         time.sleep(1.0)
169     except KeyboardInterrupt:
170         break
171 print("\n")

```

## 12.5 py-trees-demo-dot-graphs

Renders a dot graph for a simple tree, with blackboxes.

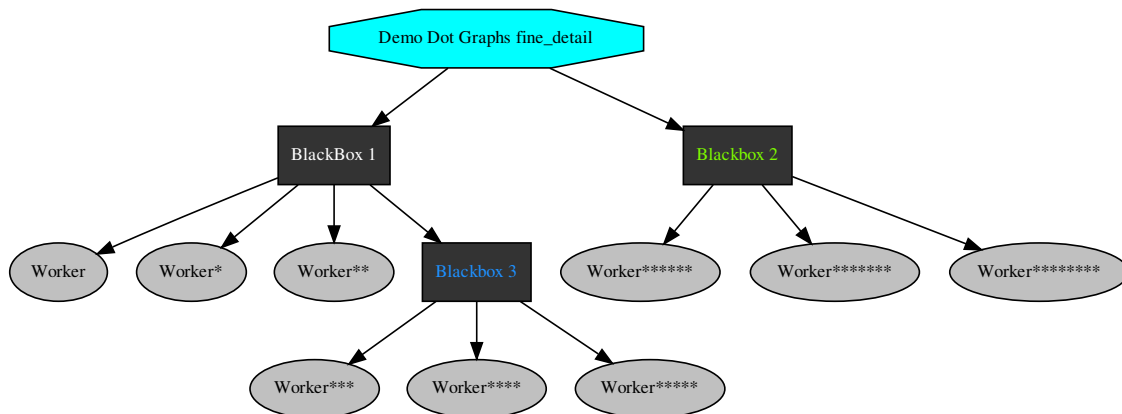
```

usage: py-trees-demo-dot-graphs [-h]
                                [-l {all,fine_detail,detail,component,big_picture}]

```

### 12.5.1 Named Arguments

**-l, --level** Possible choices: all, fine\_detail, detail, component, big\_picture  
visibility level  
Default: "fine\_detail"



`py_trees.demos.dot_graphs.main()`  
Entry point for the demo script.

Listing 5: `py_trees/demos/dot_graphs.py`

```

1 #!/usr/bin/env python
2 #

```

(continues on next page)

(continued from previous page)

```

3 # License: BSD
4 #   https://raw.githubusercontent.com/splintered-reality/py_trees/devel/LICENSE
5 #
6 #####
7 # Documentation
8 #####
9
10 """
11 .. argparse::
12     :module: py_trees.demos.dot_graphs
13     :func: command_line_argument_parser
14     :prog: py-trees-demo-dot-graphs
15
16 .. graphviz:: dot/demo-dot-graphs.dot
17
18 """
19
20 #####
21 # Imports
22 #####
23
24 import argparse
25 import subprocess
26 import py_trees
27
28 import py_trees.console as console
29
30 #####
31 # Classes
32 #####
33
34
35 def description():
36     name = "py-trees-demo-dot-graphs"
37     content = "Renders a dot graph for a simple tree, with blackboxes.\n"
38     if py_trees.console.has_colours:
39         banner_line = console.green + "*" * 79 + "\n" + console.reset
40         s = "\n"
41         s += banner_line
42         s += console.bold_white + "Dot Graphs".center(79) + "\n" + console.reset
43         s += banner_line
44         s += "\n"
45         s += content
46         s += "\n"
47         s += console.white
48         s += console.bold + "    Generate Full Dot Graph" + console.reset + "\n"
49         s += "\n"
50         s += console.cyan + "    {0}".format(name) + console.reset + "\n"
51         s += "\n"
52         s += console.bold + "    With Varying Visibility Levels" + console.reset + "\n"
53     ↪
54     s += "\n"
55     s += console.cyan + "    {0}".format(name) + console.yellow + " --
56 ↪level=all" + console.reset + "\n"
57     s += console.cyan + "    {0}".format(name) + console.yellow + " --
58 ↪level=detail" + console.reset + "\n"
59     s += console.cyan + "    {0}".format(name) + console.yellow + " --
60 ↪level=component" + console.reset + "\n"

```

(continues on next page)

(continued from previous page)

```

57         s += console.cyan + "          {0}".format(name) + console.yellow + " --
↳level=big_picture" + console.reset + "\n"
58         s += "\n"
59         s += banner_line
60     else:
61         s = content
62     return s
63
64
65 def epilog():
66     if py_trees.console.has_colours:
67         return console.cyan + "And his noodly appendage reached forth to tickle the_
↳blessed...\n" + console.reset
68     else:
69         return None
70
71
72 def command_line_argument_parser():
73     parser = argparse.ArgumentParser(description=description(),
74                                     epilog=epilog(),
75                                     formatter_class=argparse.
↳RawDescriptionHelpFormatter,
76                                     )
77     parser.add_argument('-l', '--level', action='store',
78                         default='fine_detail',
79     ↳picture'],
80                         help='visibility level')
81     return parser
82
83
84 def create_tree(level):
85     root = py_trees.composites.Selector("Demo Dot Graphs %s" % level)
86     first_blackbox = py_trees.composites.Sequence("BlackBox 1")
87     first_blackbox.add_child(py_trees.behaviours.Running("Worker"))
88     first_blackbox.add_child(py_trees.behaviours.Running("Worker"))
89     first_blackbox.add_child(py_trees.behaviours.Running("Worker"))
90     first_blackbox.blackbox_level = py_trees.common.BlackBoxLevel.BIG_PICTURE
91     second_blackbox = py_trees.composites.Sequence("Blackbox 2")
92     second_blackbox.add_child(py_trees.behaviours.Running("Worker"))
93     second_blackbox.add_child(py_trees.behaviours.Running("Worker"))
94     second_blackbox.add_child(py_trees.behaviours.Running("Worker"))
95     second_blackbox.blackbox_level = py_trees.common.BlackBoxLevel.COMPONENT
96     third_blackbox = py_trees.composites.Sequence("Blackbox 3")
97     third_blackbox.add_child(py_trees.behaviours.Running("Worker"))
98     third_blackbox.add_child(py_trees.behaviours.Running("Worker"))
99     third_blackbox.add_child(py_trees.behaviours.Running("Worker"))
100    third_blackbox.blackbox_level = py_trees.common.BlackBoxLevel.DETAIL
101    root.add_child(first_blackbox)
102    root.add_child(second_blackbox)
103    first_blackbox.add_child(third_blackbox)
104    return root
105
106
107 #####
108 # Main
109 #####

```

(continues on next page)

(continued from previous page)

```

110
111 def main():
112     """
113     Entry point for the demo script.
114     """
115     args = command_line_argument_parser().parse_args()
116     args.enum_level = py_trees.common.string_to_visibility_level(args.level)
117     print(description())
118     py_trees.logging.level = py_trees.logging.Level.DEBUG
119
120     root = create_tree(args.level)
121     py_trees.display.render_dot_tree(root, args.enum_level)
122
123     if py_trees.utilities.which("xdot"):
124         try:
125             subprocess.call(["xdot", "demo_dot_graphs_%s.dot" % args.level])
126         except KeyboardInterrupt:
127             pass
128     else:
129         print("")
130         console.logerror("No xdot viewer found, skipping display [hint: sudo apt_
↪install xdot]")
131         print("")

```

## 12.6 py-trees-demo-logging

A demonstration of logging with trees.

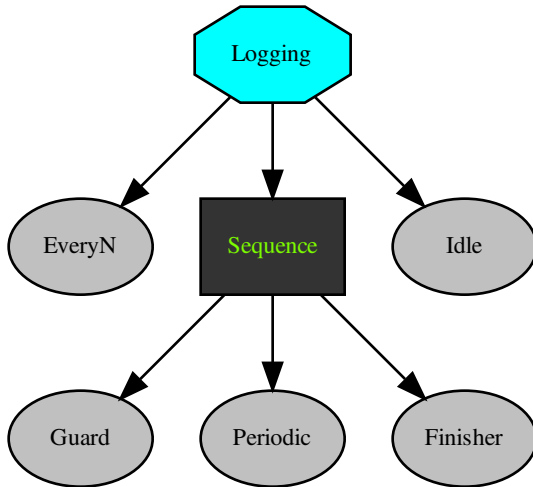
This demo utilises a SnapshotVisitor to trigger a post-tick handler to dump a serialisation of the tree to a json log file.

This coupling of visitor and post-tick handler can be used for any kind of event handling - the visitor is the trigger and the post-tick handler the action. Aside from logging, the most common use case is to serialise the tree for messaging to a graphical, runtime monitor.

```
usage: py-trees-demo-logging [-h] [-r | -i]
```

### 12.6.1 Named Arguments

- r, --render**           render dot tree to file  
Default: False
- i, --interactive**      pause and wait for keypress at each tick  
Default: False



`py_trees.demos.logging.logger` (*snapshot\_visitor, behaviour\_tree*)  
 A post-tick handler that logs the tree (relevant parts thereof) to a yaml file.

`py_trees.demos.logging.main()`  
 Entry point for the demo script.

Listing 6: `py_trees/demos/logging.py`

```

1  #!/usr/bin/env python
2  #
3  # License: BSD
4  #   https://raw.githubusercontent.com/splintered-reality/py_trees/devel/LICENSE
5  #
6  #####
7  # Documentation
8  #####
9
10 """
11 .. argparse::
12     :module: py_trees.demos.logging
13     :func: command_line_argument_parser
14     :prog: py-trees-demo-logging
15
16 .. graphviz:: dot/demo-logging.dot
17
18 .. image:: images/logging.gif
19 """
20
21 #####
22 # Imports
23 #####
24

```

(continues on next page)

(continued from previous page)

```

25 import argparse
26 import functools
27 import json
28 import py_trees
29 import sys
30 import time
31
32 import py_trees.console as console
33
34 #####
35 # Classes
36 #####
37
38
39 def description(root):
40     content = "A demonstration of logging with trees.\n\n"
41     content += "This demo utilises a SnapshotVisitor to trigger\n"
42     content += "a post-tick handler to dump a serialisation of the\n"
43     content += "tree to a json log file.\n"
44     content += "\n"
45     content += "This coupling of visitor and post-tick handler can be\n"
46     content += "used for any kind of event handling - the visitor is the\n"
47     content += "trigger and the post-tick handler the action. Aside from\n"
48     content += "logging, the most common use case is to serialise the tree\n"
49     content += "for messaging to a graphical, runtime monitor.\n"
50     content += "\n"
51     if py_trees.console.has_colours:
52         banner_line = console.green + "*" * 79 + "\n" + console.reset
53         s = "\n"
54         s += banner_line
55         s += console.bold_white + "Logging".center(79) + "\n" + console.reset
56         s += banner_line
57         s += "\n"
58         s += content
59         s += "\n"
60         s += banner_line
61     else:
62         s = content
63     return s
64
65
66 def epilog():
67     if py_trees.console.has_colours:
68         return console.cyan + "And his noodly appendage reached forth to tickle the_
↳blessed...\n" + console.reset
69     else:
70         return None
71
72
73 def command_line_argument_parser():
74     parser = argparse.ArgumentParser(description=description(create_tree()),
75                                     epilog=epilog(),
76                                     formatter_class=argparse.
↳RawDescriptionHelpFormatter,
77                                     )
78     group = parser.add_mutually_exclusive_group()
79     group.add_argument('-r', '--render', action='store_true', help='render dot tree_
↳to file')

```

(continues on next page)

(continued from previous page)

```

80     group.add_argument('-i', '--interactive', action='store_true', help='pause and_
↳wait for keypress at each tick')
81     return parser
82
83
84 def logger(snapshot_visitor, behaviour_tree):
85     """
86     A post-tick handler that logs the tree (relevant parts thereof) to a yaml file.
87     """
88     if snapshot_visitor.changed:
89         print(console.cyan + "Logging.....yes\n" + console.reset)
90         tree_serialisation = {
91             'tick': behaviour_tree.count,
92             'nodes': []
93         }
94         for node in behaviour_tree.root.iterate():
95             node_type_str = "Behaviour"
96             for behaviour_type in [py_trees.composites.Sequence,
97                                   py_trees.composites.Selector,
98                                   py_trees.composites.Parallel,
99                                   py_trees.decorators.Decorator]:
100                 if isinstance(node, behaviour_type):
101                     node_type_str = behaviour_type.__name__
102             node_snapshot = {
103                 'name': node.name,
104                 'id': str(node.id),
105                 'parent_id': str(node.parent.id) if node.parent else "none",
106                 'child_ids': [str(child.id) for child in node.children],
107                 'tip_id': str(node.tip().id) if node.tip() else 'none',
108                 'class_name': str(node.__module__) + '.' + str(type(node).__name__),
109                 'type': node_type_str,
110                 'status': node.status.value,
111                 'message': node.feedback_message,
112                 'is_active': True if node.id in snapshot_visitor.visited else False
113             }
114             tree_serialisation['nodes'].append(node_snapshot)
115         if behaviour_tree.count == 0:
116             with open('dump.json', 'w+') as outfile:
117                 json.dump(tree_serialisation, outfile, indent=4)
118         else:
119             with open('dump.json', 'a') as outfile:
120                 json.dump(tree_serialisation, outfile, indent=4)
121     else:
122         print(console.yellow + "Logging.....no\n" + console.reset)
123
124
125 def create_tree():
126     every_n_success = py_trees.behaviours.SuccessEveryN("EveryN", 5)
127     sequence = py_trees.composites.Sequence(name="Sequence")
128     guard = py_trees.behaviours.Success("Guard")
129     periodic_success = py_trees.behaviours.Periodic("Periodic", 3)
130     finisher = py_trees.behaviours.Success("Finisher")
131     sequence.add_child(guard)
132     sequence.add_child(periodic_success)
133     sequence.add_child(finisher)
134     sequence.blackbox_level = py_trees.common.BlackBoxLevel.COMPONENT
135     idle = py_trees.behaviours.Success("Idle")

```

(continues on next page)



(continued from previous page)

```

136     root = py_trees.composites.Selector(name="Logging")
137     root.add_child(every_n_success)
138     root.add_child(sequence)
139     root.add_child(idle)
140     return root
141
142
143     #####
144     # Main
145     #####
146
147     def main():
148         """
149         Entry point for the demo script.
150         """
151         args = command_line_argument_parser().parse_args()
152         py_trees.logging.level = py_trees.logging.Level.DEBUG
153         tree = create_tree()
154         print(description(tree))
155
156         #####
157         # Rendering
158         #####
159         if args.render:
160             py_trees.display.render_dot_tree(tree)
161             sys.exit()
162
163         #####
164         # Tree Stewardship
165         #####
166         behaviour_tree = py_trees.trees.BehaviourTree(tree)
167
168         debug_visitor = py_trees.visitors.DebugVisitor()
169         snapshot_visitor = py_trees.visitors.DisplaySnapshotVisitor()
170
171         behaviour_tree.visitors.append(debug_visitor)
172         behaviour_tree.visitors.append(snapshot_visitor)
173
174         behaviour_tree.add_post_tick_handler(functools.partial(logger, snapshot_visitor))
175
176         behaviour_tree.setup(timeout=15)
177
178         #####
179         # Tick Tock
180         #####
181         if args.interactive:
182             py_trees.console.read_single_keypress()
183         while True:
184             try:
185                 behaviour_tree.tick()
186                 if args.interactive:
187                     py_trees.console.read_single_keypress()
188             else:
189                 time.sleep(0.5)
190         except KeyboardInterrupt:
191             break
192     print("\n")

```

## 12.7 py-trees-demo-selector

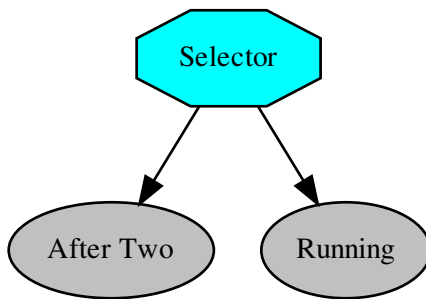
Higher priority switching and interruption in the children of a selector.

In this example the higher priority child is setup to fail initially, falling back to the continually running second child. On the third tick, the first child succeeds and cancels the hitherto running child.

```
usage: py-trees-demo-selector [-h] [-r]
```

### 12.7.1 Named Arguments

**-r, --render**            render dot tree to file  
                           Default: False



`py_trees.demos.selector.main()`  
 Entry point for the demo script.

Listing 7: `py_trees/demos/selector.py`

```

1  #!/usr/bin/env python
2  #
3  # License: BSD
4  #   https://raw.githubusercontent.com/splintered-reality/py_trees/devel/LICENSE
5  #
6  #####
7  # Documentation
8  #####
9
10 """
11 .. argparse::
12     :module: py_trees.demos.selector
13     :func: command_line_argument_parser
14     :prog: py-trees-demo-selector
15
16 .. graphviz:: dot/demo-selector.dot
17

```

(continues on next page)

(continued from previous page)

```

18 .. image:: images/selector.gif
19
20 """
21 #####
22 # Imports
23 #####
24
25 import argparse
26 import py_trees
27 import sys
28 import time
29
30 import py_trees.console as console
31
32 #####
33 # Classes
34 #####
35
36
37 def description():
38     content = "Higher priority switching and interruption in the children of a
↳ selector.\n"
39     content += "\n"
40     content += "In this example the higher priority child is setup to fail initially,
↳ \n"
41     content += "falling back to the continually running second child. On the third\n"
42     content += "tick, the first child succeeds and cancels the hitherto running child.
↳ \n"
43     if py_trees.console.has_colours:
44         banner_line = console.green + "*" * 79 + "\n" + console.reset
45         s = "\n"
46         s += banner_line
47         s += console.bold_white + "Selectors".center(79) + "\n" + console.reset
48         s += banner_line
49         s += "\n"
50         s += content
51         s += "\n"
52         s += banner_line
53     else:
54         s = content
55     return s
56
57
58 def epilog():
59     if py_trees.console.has_colours:
60         return console.cyan + "And his noodly appendage reached forth to tickle the
↳ blessed...\n" + console.reset
61     else:
62         return None
63
64
65 def command_line_argument_parser():
66     parser = argparse.ArgumentParser(description=description(),
67                                     epilog=epilog(),
68                                     formatter_class=argparse.
↳ RawDescriptionHelpFormatter,
69                                     )

```

(continues on next page)

(continued from previous page)

```

70     parser.add_argument('-r', '--render', action='store_true', help='render dot tree_
↳to file')
71     return parser
72
73
74 def create_root():
75     root = py_trees.composites.Selector("Selector")
76     success_after_two = py_trees.behaviours.Count(name="After Two",
77                                                    fail_until=2,
78                                                    running_until=2,
79                                                    success_until=10)
80     always_running = py_trees.behaviours.Running(name="Running")
81     root.add_children([success_after_two, always_running])
82     return root
83
84
85 #####
86 # Main
87 #####
88
89 def main():
90     """
91     Entry point for the demo script.
92     """
93     args = command_line_argument_parser().parse_args()
94     print(description())
95     py_trees.logging.level = py_trees.logging.Level.DEBUG
96
97     root = create_root()
98
99     #####
100    # Rendering
101    #####
102    if args.render:
103        py_trees.display.render_dot_tree(root)
104        sys.exit()
105
106    #####
107    # Execute
108    #####
109    root.setup_with_descendants()
110    for i in range(1, 4):
111        try:
112            print("\n----- Tick {0} -----".format(i))
113            root.tick_once()
114            print("\n")
115            print(py_trees.display.unicode_tree(root=root, show_status=True))
116            time.sleep(1.0)
117        except KeyboardInterrupt:
118            break
119    print("\n")

```

## 12.8 py-trees-demo-sequence

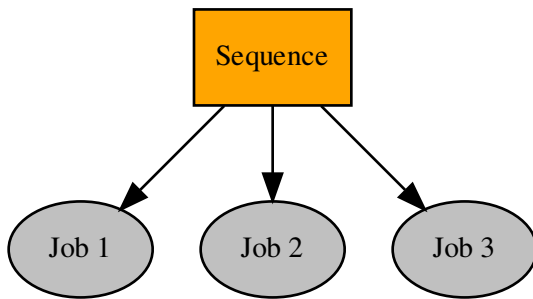
Demonstrates sequences in action.

A sequence is populated with 2-tick jobs that are allowed to run through to completion.

```
usage: py-trees-demo-sequence [-h] [-r]
```

### 12.8.1 Named Arguments

**-r, --render**            render dot tree to file  
                           Default: False



`py_trees.demos.sequence.main()`  
 Entry point for the demo script.

Listing 8: `py_trees/demos/sequence.py`

```

1  #!/usr/bin/env python
2  #
3  # License: BSD
4  #   https://raw.githubusercontent.com/splintered-reality/py_trees/devel/LICENSE
5  #
6  #####
7  # Documentation
8  #####
9
10 """
11 .. argparse::
12     :module: py_trees.demos.sequence
13     :func: command_line_argument_parser
14     :prog: py-trees-demo-sequence
15
16 .. graphviz:: dot/demo-sequence.dot
17
18 .. image:: images/sequence.gif
19 """
20
21 #####
22 # Imports
23 #####
  
```

(continues on next page)

```

24
25 import argparse
26 import py_trees
27 import sys
28 import time
29
30 import py_trees.console as console
31
32 #####
33 # Classes
34 #####
35
36
37 def description():
38     content = "Demonstrates sequences in action.\n\n"
39     content += "A sequence is populated with 2-tick jobs that are allowed to run_
↳through to\n"
40     content += "completion.\n"
41
42     if py_trees.console.has_colours:
43         banner_line = console.green + "*" * 79 + "\n" + console.reset
44         s = "\n"
45         s += banner_line
46         s += console.bold_white + "Sequences".center(79) + "\n" + console.reset
47         s += banner_line
48         s += "\n"
49         s += content
50         s += "\n"
51         s += banner_line
52     else:
53         s = content
54     return s
55
56
57 def epilog():
58     if py_trees.console.has_colours:
59         return console.cyan + "And his noodly appendage reached forth to tickle the_
↳blessed...\n" + console.reset
60     else:
61         return None
62
63
64 def command_line_argument_parser():
65     parser = argparse.ArgumentParser(description=description(),
66                                     epilog=epilog(),
67                                     formatter_class=argparse.
↳RawDescriptionHelpFormatter,
68                                     )
69     parser.add_argument('-r', '--render', action='store_true', help='render dot tree_
↳to file')
70     return parser
71
72
73 def create_root():
74     root = py_trees.composites.Sequence("Sequence")
75     for action in ["Action 1", "Action 2", "Action 3"]:
76         success_after_two = py_trees.behaviours.Count(name=action,

```

(continues on next page)

(continued from previous page)

```

77                                     fail_until=0,
78                                     running_until=1,
79                                     success_until=10)
80     root.add_child(success_after_two)
81     return root
82
83
84 #####
85 # Main
86 #####
87
88 def main():
89     """
90     Entry point for the demo script.
91     """
92     args = command_line_argument_parser().parse_args()
93     print(description())
94     py_trees.logging.level = py_trees.logging.Level.DEBUG
95
96     root = create_root()
97
98     #####
99     # Rendering
100    #####
101    if args.render:
102        py_trees.display.render_dot_tree(root)
103        sys.exit()
104
105    #####
106    # Execute
107    #####
108    root.setup_with_descendants()
109    for i in range(1, 6):
110        try:
111            print("\n----- Tick {0} ----- \n".format(i))
112            root.tick_once()
113            print("\n")
114            print(py_trees.display.unicode_tree(root=root, show_status=True))
115            time.sleep(1.0)
116        except KeyboardInterrupt:
117            break
118    print("\n")

```

## 12.9 py-trees-demo-tree-stewardship

A demonstration of tree stewardship.

A slightly less trivial tree that uses a simple stdout pre-tick handler and both the debug and snapshot visitors for logging and displaying the state of the tree.

### EVENTS

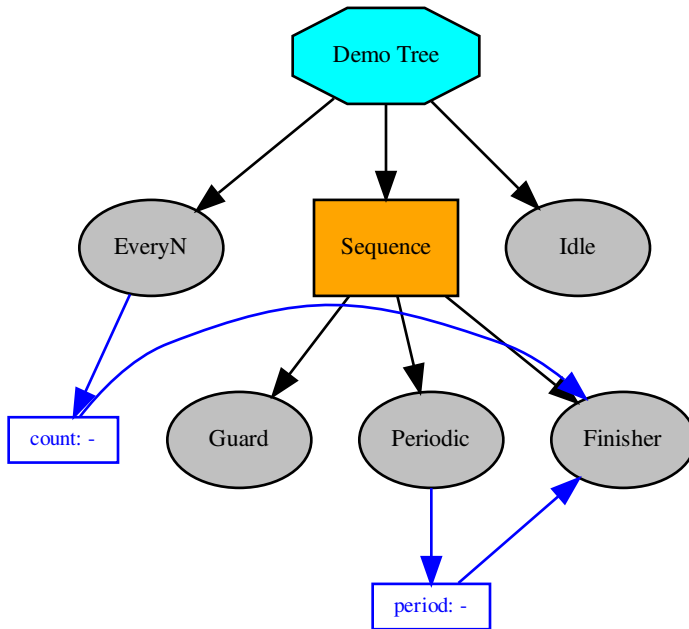
- 3 : sequence switches from running to success
- 4 : selector's first child flicks to success once only
- 8 : the fallback idler kicks in as everything else fails

- 14 : the first child kicks in again, aborting a running sequence behind it

```
usage: py-trees-demo-tree-stewardship [-h]
                                     [-r | --render-with-blackboard-variables | -i]
```

## 12.9.1 Named Arguments

- r, --render** render dot tree to file  
Default: False
- render-with-blackboard-variables** render dot tree to file with blackboard variables  
Default: False
- i, --interactive** pause and wait for keypress at each tick  
Default: False



```

class py_trees.demos.stewardship.Finisher
    Bases: py_trees.behaviour.Behaviour
    __init__ ()
        Initialize self. See help(type(self)) for accurate signature.
    update ()
    
```



---

**Note:** User Customisable Callback

---

**Returns** the behaviour's new status *Status*

**Return type** *Status*

Subclasses may override this method to perform any logic required to arrive at a decision on the behaviour's new status. It is the primary worker function called on by the *tick()* mechanism.

---

**Tip:** This method should be almost instantaneous and non-blocking

---

```
class py_trees.demos.stewardship.PeriodicSuccess
```

```
    Bases: py_trees.behaviours.Periodic
```

```
    __init__()
```

```
        Initialize self. See help(type(self)) for accurate signature.
```

```
    update()
```

---

**Note:** User Customisable Callback

---

**Returns** the behaviour's new status *Status*

**Return type** *Status*

Subclasses may override this method to perform any logic required to arrive at a decision on the behaviour's new status. It is the primary worker function called on by the *tick()* mechanism.

---

**Tip:** This method should be almost instantaneous and non-blocking

---

```
class py_trees.demos.stewardship.SuccessEveryN
```

```
    Bases: py_trees.behaviours.SuccessEveryN
```

```
    __init__()
```

```
        Initialize self. See help(type(self)) for accurate signature.
```

```
    update()
```

---

**Note:** User Customisable Callback

---

**Returns** the behaviour's new status *Status*

**Return type** *Status*

Subclasses may override this method to perform any logic required to arrive at a decision on the behaviour's new status. It is the primary worker function called on by the *tick()* mechanism.

**Tip:** This method should be almost instantaneous and non-blocking

py\_trees.demos.stewardship.main()  
 Entry point for the demo script.

Listing 9: py\_trees/demos/stewardship.py

```

1  #!/usr/bin/env python
2  #
3  # License: BSD
4  #   https://raw.githubusercontent.com/splintered-reality/py_trees/devel/LICENSE
5  #
6  #####
7  # Documentation
8  #####
9
10 """
11 .. argparse::
12     :module: py_trees.demos.stewardship
13     :func: command_line_argument_parser
14     :prog: py-trees-demo-tree-stewardship
15
16 .. graphviz:: dot/demo-tree-stewardship.dot
17
18 .. image:: images/tree_stewardship.gif
19 """
20
21 #####
22 # Imports
23 #####
24
25 import argparse
26 import py_trees
27 import sys
28 import time
29
30 import py_trees.console as console
31
32 #####
33 # Classes
34 #####
35
36
37 def description():
38     content = "A demonstration of tree stewardship.\n\n"
39     content += "A slightly less trivial tree that uses a simple stdout pre-tick_
↳handler\n"
40     content += "and both the debug and snapshot visitors for logging and displaying\n"
41     content += "the state of the tree.\n"
42     content += "\n"
43     content += "EVENTS\n"
44     content += "\n"
45     content += " - 3 : sequence switches from running to success\n"
46     content += " - 4 : selector's first child flicks to success once only\n"
47     content += " - 8 : the fallback idler kicks in as everything else fails\n"
48     content += " - 14 : the first child kicks in again, aborting a running sequence_
↳behind it\n"

```

(continues on next page)

(continued from previous page)

```

49     content += "\n"
50     if py_trees.console.has_colours:
51         banner_line = console.green + "*" * 79 + "\n" + console.reset
52         s = "\n"
53         s += banner_line
54         s += console.bold_white + "Trees".center(79) + "\n" + console.reset
55         s += banner_line
56         s += "\n"
57         s += content
58         s += "\n"
59         s += banner_line
60     else:
61         s = content
62     return s
63
64
65 def epilog():
66     if py_trees.console.has_colours:
67         return console.cyan + "And his noodly appendage reached forth to tickle the_
↳blessed...\n" + console.reset
68     else:
69         return None
70
71
72 def command_line_argument_parser():
73     parser = argparse.ArgumentParser(description=description(),
74                                     epilog=epilog(),
75                                     formatter_class=argparse.
↳RawDescriptionHelpFormatter,
76                                     )
77     group = parser.add_mutually_exclusive_group()
78     group.add_argument('-r', '--render', action='store_true', help='render dot tree_
↳to file')
79     group.add_argument(
80         '--render-with-blackboard-variables',
81         action='store_true',
82         help='render dot tree to file with blackboard variables'
83     )
84     group.add_argument('-i', '--interactive', action='store_true', help='pause and_
↳wait for keypress at each tick')
85     return parser
86
87
88 def pre_tick_handler(behaviour_tree):
89     print("\n----- Run %s ----- \n" % behaviour_tree.count)
90
91
92 class SuccessEveryN(py_trees.behaviours.SuccessEveryN):
93     def __init__(self):
94         super().__init__(name="EveryN", n=5)
95         self.blackboard.register_key("count", write=True)
96
97     def update(self):
98         status = super().update()
99         self.blackboard.count = self.count
100         return status
101

```

(continues on next page)

(continued from previous page)

```

102
103 class PeriodicSuccess(py_trees.behaviours.Periodic):
104     def __init__(self):
105         super().__init__(name="Periodic", n=3)
106         self.blackboard.register_key("period", write=True)
107
108     def update(self):
109         status = super().update()
110         self.blackboard.period = self.period
111         return status
112
113
114 class Finisher(py_trees.behaviour.Behaviour):
115     def __init__(self):
116         super().__init__(name="Finisher")
117         self.blackboard.register_key("count", read=True)
118         self.blackboard.register_key("period", read=True)
119
120     def update(self):
121         print(console.green + "-----" + console.reset)
122         print(console.bold + "          Finisher" + console.reset)
123         print(console.green + "  Count : {}".format(self.blackboard.count) + console.
↪reset)
124         print(console.green + "  Period: {}".format(self.blackboard.period) + console.
↪reset)
125         print(console.green + "-----" + console.reset)
126         return py_trees.common.Status.SUCCESS
127
128
129 def create_tree():
130     every_n_success = SuccessEveryN()
131     sequence = py_trees.composites.Sequence(name="Sequence")
132     guard = py_trees.behaviours.Success("Guard")
133     periodic_success = PeriodicSuccess()
134     finisher = Finisher()
135     sequence.add_child(guard)
136     sequence.add_child(periodic_success)
137     sequence.add_child(finisher)
138     idle = py_trees.behaviours.Success("Idle")
139     root = py_trees.composites.Selector(name="Demo Tree")
140     root.add_child(every_n_success)
141     root.add_child(sequence)
142     root.add_child(idle)
143     return root
144
145
146 #####
147 # Main
148 #####
149
150 def main():
151     """
152     Entry point for the demo script.
153     """
154     args = command_line_argument_parser().parse_args()
155     py_trees.logging.level = py_trees.logging.Level.DEBUG
156     tree = create_tree()

```

(continues on next page)

(continued from previous page)

```

157     print(description())
158
159     #####
160     # Rendering
161     #####
162     if args.render:
163         py_trees.display.render_dot_tree(tree)
164         sys.exit()
165
166     if args.render_with_blackboard_variables:
167         py_trees.display.render_dot_tree(tree, with_blackboard_variables=True)
168         sys.exit()
169
170     #####
171     # Tree Stewardship
172     #####
173     py_trees.blackboard.Blackboard.enable_activity_stream(100)
174     behaviour_tree = py_trees.trees.BehaviourTree(tree)
175     behaviour_tree.add_pre_tick_handler(pre_tick_handler)
176     behaviour_tree.visitors.append(py_trees.visitors.DebugVisitor())
177     behaviour_tree.visitors.append(
178         py_trees.visitors.DisplaySnapshotVisitor(
179             display_blackboard=True,
180             display_activity_stream=True)
181     )
182     behaviour_tree.setup(timeout=15)
183
184     #####
185     # Tick Tock
186     #####
187     if args.interactive:
188         py_trees.console.read_single_keypress()
189     while True:
190         try:
191             behaviour_tree.tick()
192             if args.interactive:
193                 py_trees.console.read_single_keypress()
194             else:
195                 time.sleep(0.5)
196         except KeyboardInterrupt:
197             break
198     print("\n")

```

## 12.10 py-trees-demo-pick-up-where-you-left-off

A demonstration of the ‘pick up where you left off’ idiom.

A common behaviour tree pattern that allows you to resume work after being interrupted by a high priority interrupt.

EVENTS

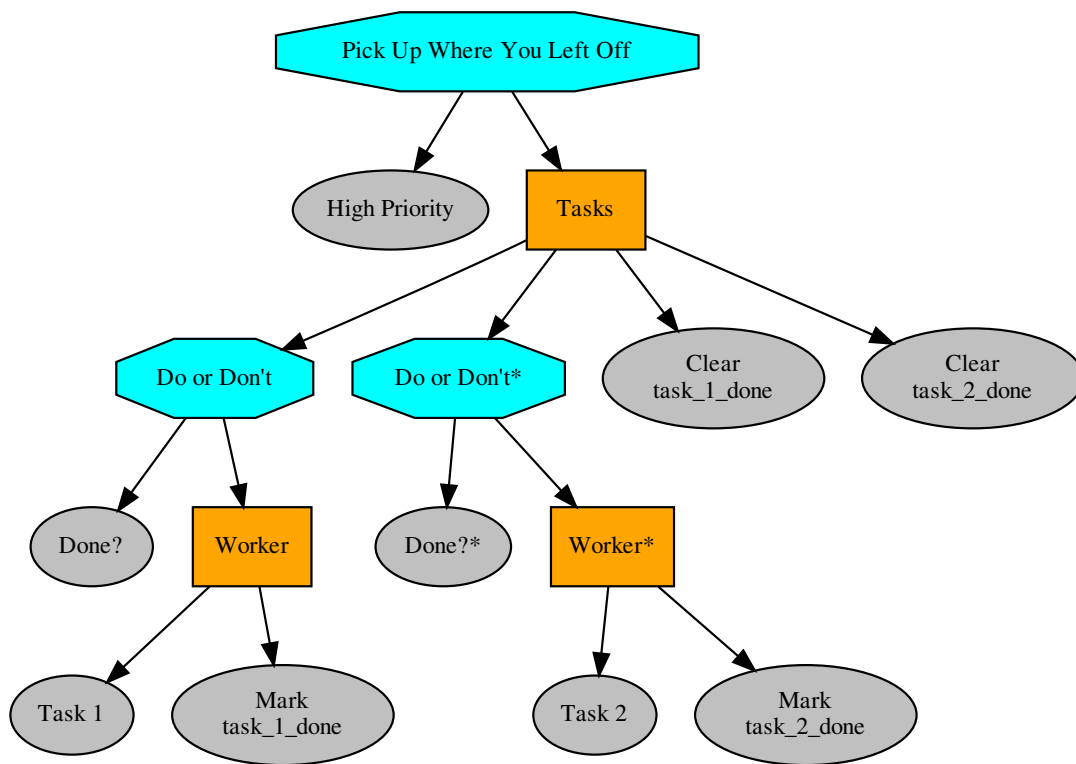
- 2 : task one done, task two running
- 3 : high priority interrupt
- 7 : task two restarts

- 9 : task two done

```
usage: py-trees-demo-pick-up-where-you-left-off [-h] [-r | -i]
```

### 12.10.1 Named Arguments

- r, --render** render dot tree to file  
Default: False
- i, --interactive** pause and wait for keypress at each tick  
Default: False



```
py_trees.demos.pick_up_where_you_left_off.main()
```

Entry point for the demo script.

```
py_trees.demos.pick_up_where_you_left_off.post_tick_handler(snapshot_visitor, behaviour_tree)
```

Prints an ascii tree with the current snapshot status.

```
py_trees.demos.pick_up_where_you_left_off.pre_tick_handler(behaviour_tree)
```

This prints a banner and will run immediately before every tick of the tree.

**Parameters** `behaviour_tree` (*BehaviourTree*) – the tree custodian

Listing 10: py\_trees/demos/pick\_up\_where\_you\_left\_off.py

```

1  #!/usr/bin/env python
2  #
3  # License: BSD
4  #   https://raw.githubusercontent.com/splintered-reality/py_trees/devel/LICENSE
5  #
6  #####
7  # Documentation
8  #####
9
10 """
11 .. argparse::
12     :module: py_trees.demos.pick_up_where_you_left_off
13     :func: command_line_argument_parser
14     :prog: py-trees-demo-pick-up-where-you-left-off
15
16 .. graphviz:: dot/pick_up_where_you_left_off.dot
17
18 .. image:: images/pick_up_where_you_left_off.gif
19 """
20
21 #####
22 # Imports
23 #####
24
25 import argparse
26 import functools
27 import py_trees
28 import sys
29 import time
30
31 import py_trees.console as console
32
33 #####
34 # Classes
35 #####
36
37
38 def description(root):
39     content = "A demonstration of the 'pick up where you left off' idiom.\n\n"
40     content += "A common behaviour tree pattern that allows you to resume\n"
41     content += "work after being interrupted by a high priority interrupt.\n"
42     content += "\n"
43     content += "EVENTS\n"
44     content += "\n"
45     content += " - 2 : task one done, task two running\n"
46     content += " - 3 : high priority interrupt\n"
47     content += " - 7 : task two restarts\n"
48     content += " - 9 : task two done\n"
49     content += "\n"
50     if py_trees.console.has_colours:
51         banner_line = console.green + "*" * 79 + "\n" + console.reset
52         s = "\n"
53         s += banner_line
54         s += console.bold_white + "Trees".center(79) + "\n" + console.reset
55         s += banner_line

```

(continues on next page)

(continued from previous page)

```

56     s += "\n"
57     s += content
58     s += "\n"
59     s += banner_line
60     else:
61         s = content
62     return s
63
64
65 def epilog():
66     if py_trees.console.has_colours:
67         return console.cyan + "And his noodly appendage reached forth to tickle the_
↳blessed...\n" + console.reset
68     else:
69         return None
70
71
72 def command_line_argument_parser():
73     parser = argparse.ArgumentParser(description=description(create_root()),
74                                     epilog=epilog(),
75                                     formatter_class=argparse.
↳RawDescriptionHelpFormatter,
76                                     )
77     group = parser.add_mutually_exclusive_group()
78     group.add_argument('-r', '--render', action='store_true', help='render dot tree_
↳to file')
79     group.add_argument('-i', '--interactive', action='store_true', help='pause and_
↳wait for keypress at each tick')
80     return parser
81
82
83 def pre_tick_handler(behaviour_tree):
84     """
85     This prints a banner and will run immediately before every tick of the tree.
86
87     Args:
88         behaviour_tree (:class:`~py_trees.trees.BehaviourTree`): the tree custodian
89
90     """
91     print("\n----- Run %s ----- \n" % behaviour_tree.count)
92
93
94 def post_tick_handler(snapshot_visitor, behaviour_tree):
95     """
96     Prints an ascii tree with the current snapshot status.
97     """
98     print(
99         "\n" + py_trees.display.unicode_tree(
100             root=behaviour_tree.root,
101             visited=snapshot_visitor.visited,
102             previously_visited=snapshot_visitor.previously_visited
103         )
104     )
105
106
107 def create_root():
108     task_one = py_trees.behaviours.Count(

```

(continues on next page)



(continued from previous page)

```

109     name="Task 1",
110     fail_until=0,
111     running_until=2,
112     success_until=10
113 )
114 task_two = py_trees.behaviours.Count(
115     name="Task 2",
116     fail_until=0,
117     running_until=2,
118     success_until=10
119 )
120 high_priority_interrupt = py_trees.decorators.RunningIsFailure(
121     child=py_trees.behaviours.Periodic(
122         name="High Priority",
123         n=3
124     )
125 )
126 piwylo = py_trees.idioms.pick_up_where_you_left_off(
127     name="Pick Up\nWhere You\nLeft Off",
128     tasks=[task_one, task_two]
129 )
130 root = py_trees.composites.Selector(name="Root")
131 root.add_children([high_priority_interrupt, piwylo])
132
133 return root
134
135 #####
136 # Main
137 #####
138
139
140 def main():
141     """
142     Entry point for the demo script.
143     """
144     args = command_line_argument_parser().parse_args()
145     py_trees.logging.level = py_trees.logging.Level.DEBUG
146     root = create_root()
147     print(description(root))
148
149     #####
150     # Rendering
151     #####
152     if args.render:
153         py_trees.display.render_dot_tree(root)
154         sys.exit()
155
156     #####
157     # Tree Stewardship
158     #####
159     behaviour_tree = py_trees.trees.BehaviourTree(root)
160     behaviour_tree.add_pre_tick_handler(pre_tick_handler)
161     behaviour_tree.visitors.append(py_trees.visitors.DebugVisitor())
162     snapshot_visitor = py_trees.visitors.SnapshotVisitor()
163     behaviour_tree.add_post_tick_handler(functools.partial(post_tick_handler,
164 ↪ snapshot_visitor))
164     behaviour_tree.visitors.append(snapshot_visitor)

```

(continues on next page)

(continued from previous page)

```
165 behaviour_tree.setup(timeout=15)
166
167 #####
168 # Tick Tock
169 #####
170 if args.interactive:
171     py_trees.console.read_single_keypress()
172 for unused_i in range(1, 11):
173     try:
174         behaviour_tree.tick()
175         if args.interactive:
176             py_trees.console.read_single_keypress()
177     else:
178         time.sleep(0.5)
179 except KeyboardInterrupt:
180     break
181 print ("\n")
```

## 13.1 py-trees-render

Point this program at a method which creates a root to render to dot/svg/png.

### Examples

```
$ py-trees-render py_trees.demos.stewardship.create_tree
$ py-trees-render --with-blackboard-variables
$ py-trees-render --name=foo py_trees.demos.stewardship.create_tree
$ py-trees-render --kwargs='{"level":"all"}' py_trees.demos.dot_graphs.create_tree
```

```
usage: py-trees-render [-h]
                       [-l {all,fine_detail,detail,component,big_picture}]
                       [-n NAME] [-k KWARGS] [-b] [-v]
                       method
```

### 13.1.1 Positional Arguments

**method**                   space separated list of blackboard variables to watch

### 13.1.2 Named Arguments

**-l, --level**               Possible choices: all, fine\_detail, detail, component, big\_picture  
visibility level  
Default: “fine\_detail”

**-n, --name**               name to use for the created files (defaults to the root behaviour name)

**-k, --kwargs**             dictionary of keyword arguments to the method  
Default: {}

**-b, --with-blackboard-variables** add nodes for the blackboard variables

Default: False

**-v, --verbose** embellish each node in the dot graph with extra information

Default: False

## 14.1 py\_trees

This is the top-level namespace of the py\_trees package.

## 14.2 py\_trees.behaviour

The core behaviour template. All behaviours, standalone and composite, inherit from this class.

```
class py_trees.behaviour.Behaviour (name=<Name.AUTO_GENERATED:  
                                     'AUTO_GENERATED'>)
```

Bases: `object`

Defines the basic properties and methods required of a node in a behaviour tree. When implementing your own behaviour, subclass this class.

**Parameters** `name` (`str`) – the behaviour name, defaults to auto-generating from the class name

**Raises** `TypeError` – if the provided name is not a string

### Variables

- **id** (`uuid.UUID`) – automatically generated unique identifier for the behaviour
- **name** (`str`) – the behaviour name
- **blackboard** (`Blackboard`) – key-value store for sharing data between behaviours
- **status** (`Status`) – the behaviour status (`INVALID`, `RUNNING`, `FAILURE`, `SUCCESS`)
- **parent** (`Behaviour`) – a `Composite` instance if nested in a tree, otherwise `None`
- **children** (`[Behaviour]`) – empty for regular behaviours, populated for composites
- **logger** (`logging.Logger`) – a simple logging mechanism
- **feedback\_message** (`str`) – improve debugging with a simple message

- **blackbox\_level** (*BlackBoxLevel*) – a helper variable for dot graphs and runtime gui’s to collapse/explode entire subtrees dependent upon the blackbox level.

See also:

- *Skeleton Behaviour Template*
- *The Lifecycle Demo*
- *The Action Behaviour Demo*

**has\_parent\_with\_instance\_type** (*instance\_type*)

Moves up through this behaviour’s parents looking for a behaviour with the same instance type as that specified.

**Parameters** *instance\_type* (*str*) – instance type of the parent to match

**Returns** whether a parent was found or not

**Return type** *bool*

**has\_parent\_with\_name** (*name*)

Searches through this behaviour’s parents, and their parents, looking for a behaviour with the same name as that specified.

**Parameters** *name* (*str*) – name of the parent to match, can be a regular expression

**Returns** whether a parent was found or not

**Return type** *bool*

**initialise** ()

---

**Note:** User Customisable Callback

---

Subclasses may override this method to perform any necessary initialising/clearing/resetting of variables when when preparing to enter this behaviour if it was not previously *RUNNING*. i.e. Expect this to trigger more than once!

**iterate** (*direct\_descendants=False*)

Generator that provides iteration over this behaviour and all its children. To traverse the entire tree:

```
for node in my_behaviour.iterate():
    print("Name: {}".format(node.name))
```

**Parameters** *direct\_descendants* (*bool*) – only yield children one step away from this behaviour.

**Yields** *Behaviour* – one of it’s children

**setup** (\*\**kwargs*)

---

**Note:** User Customisable Callback

---

Subclasses may override this method for any one-off delayed construction & validation that is necessary prior to ticking the tree. Such construction is best done here rather than in `__init__` so that trees can

be instantiated on the fly for easy rendering to dot graphs without imposing runtime requirements (e.g. establishing a middleware connection to a sensor or a driver to a serial port).

Equally as important, executing methods which validate the configuration of behaviours will increase confidence that your tree will successfully tick without logical software errors before actually ticking. This is useful both before a tree's first tick and immediately after any modifications to a tree has been made between ticks.

---

**Tip:** Faults are notified to the user of the behaviour via exceptions. Choice of exception to use is left to the user.

---

**Warning:** The `kwargs` argument is for distributing objects at runtime to behaviours before ticking. For example, a simulator instance with which behaviours can interact with the simulator's python api, a ros2 node for setting up communications. Use sparingly, as this is not proof against keyword conflicts amongst disparate libraries of behaviours.

**Parameters** `**kwargs` (`dict`) – distribute arguments to this behaviour and in turn, all of it's children

**Raises** `Exception` – if this behaviour has a fault in construction or configuration

**See also:**

`py_trees.behaviour.Behaviour.shutdown()`

**setup\_with\_descendants** ()

Iterates over this child, it's children (it's children's children, ...) calling the user defined `setup()` on each in turn.

**shutdown** ()

---

**Note:** User Customisable Callback

---

Subclasses may override this method for any custom destruction of infrastructure usually brought into being in `setup()`.

**Raises** `Exception` – of whatever flavour the child raises when errors occur on destruction

**See also:**

`py_trees.behaviour.Behaviour.setup()`

**stop** (`new_status=<Status.INVALID: 'INVALID'>`)

**Parameters** `new_status` (`Status`) – the behaviour is transitioning to this new status

This calls the user defined `terminate()` method and also resets the generator. It will finally set the new status once the user's `terminate()` function has been called.

**Warning:** Override this method only in exceptional circumstances, prefer overriding `terminate()` instead.

**terminate** (*new\_status*)

---

**Note:** User Customisable Callback

---

Subclasses may override this method to clean up. It will be triggered when a behaviour either finishes execution (switching from *RUNNING* to *FAILURE* || *SUCCESS*) or it got interrupted by a higher priority branch (switching to *INVALID*). Remember that the *initialise()* method will handle resetting of variables before re-entry, so this method is about disabling resources until this behaviour's next tick. This could be an indeterminably long time. e.g.

- cancel an external action that got started
- shut down any temporary communication handles

**Parameters** *new\_status* (*Status*) – the behaviour is transitioning to this new status

**Warning:** Do not set *self.status = new\_status* here, that is automatically handled by the *stop()* method. Use the argument purely for introspection purposes (e.g. comparing the current state in *self.status* with the state it will transition to in *new\_status*).

**tick()**

This function is a generator that can be used by an iterator on an entire behaviour tree. It handles the logic for deciding when to call the user's *initialise()* and *terminate()* methods as well as making the actual call to the user's *update()* method that determines the behaviour's new status once the tick has finished. Once done, it will then yield itself (generator mechanism) so that it can be used as part of an iterator for the entire tree.

```
for node in my_behaviour.tick():
    print("Do something")
```

---

**Note:** This is a generator function, you must use this with *yield*. If you need a direct call, prefer *tick\_once()* instead.

---

**Yields** *Behaviour* – a reference to itself

**Warning:** Override this method only in exceptional circumstances, prefer overriding *update()* instead.

**tick\_once()**

A direct means of calling tick on this object without using the generator mechanism.

**tip()**

Get the *tip* of this behaviour's subtree (if it has one) after it's last tick. This corresponds to the the deepest node that was running before the subtree traversal reversed direction and headed back to this node.

**Returns** child behaviour, itself or *None* if its status is *INVALID*

**Return type** *Behaviour* or *None*



**update ()**

---

**Note:** User Customisable Callback

---

**Returns** the behaviour's new status *Status*

**Return type** *Status*

Subclasses may override this method to perform any logic required to arrive at a decision on the behaviour's new status. It is the primary worker function called on by the *tick()* mechanism.

---

**Tip:** This method should be almost instantaneous and non-blocking

---

**verbose\_info\_string ()**

Override to provide a one line informative string about the behaviour. This gets used in, e.g. dot graph rendering of the tree.

---

**Tip:** Use this sparingly. A good use case is for when the behaviour type and class name isn't sufficient to inform the user about it's mechanisms for controlling the flow of a tree tick (e.g. parallels with policies).

---

**visit (visitor)**

This is functionality that enables external introspection into the behaviour. It gets used by the tree manager classes to collect information as ticking traverses a tree.

**Parameters** **visitor** (*object*) – the visiting class, must have a run(*Behaviour*) method.

## 14.3 py\_trees.behaviours

A library of fundamental behaviours for use.

```
class py_trees.behaviours.CheckBlackboardVariableExists (variable_name,
                                                    name=<Name.AUTO_GENERATED:
                                                    'AUTO_GENERATED'>)
```

Bases: *py\_trees.behaviour.Behaviour*

Check the blackboard to verify if a specific variable (key-value pair) exists. This is non-blocking, so will always tick with status *FAILURE SUCCESS*.

**See also:**

*WaitForBlackboardVariable* for the blocking counterpart to this behaviour.

**Parameters**

- **variable\_name** (*str*) – name of the variable look for, may be nested, e.g. battery.percentage
- **name** (*str*) – name of the behaviour

**update ()**

Check for existence.

**Return type** *Status*

**Returns** *SUCCESS* if key found, *FAILURE* otherwise.

```
class py_trees.behaviours.CheckBlackboardVariableValue (variable_name,
                                                    expected_value,
                                                    comparison_operator=<built-
in function eq>,
                                                    name=<Name.AUTO_GENERATED:
'AUTO_GENERATED'>)
```

Bases: *py\_trees.behaviour.Behaviour*

Inspect a blackboard variable and if it exists, check that it meets the specified criteria (given by operation type and expected value). This is non-blocking, so it will always tick with *SUCCESS* or *FAILURE*.

**Parameters**

- **variable\_name** (*str*) – name of the variable to check, may be nested, e.g. battery.percentage
- **expected\_value** (*Any*) – expected value
- **comparison\_operator** (*Callable*[[*Any*, *Any*], *bool*]) – any method that can compare the value against the expected value
- **name** (*str*) – name of the behaviour

---

**Note:** If the variable does not yet exist on the blackboard, the behaviour will return with status *FAILURE*.

---



---

**Tip:** The python *operator* module includes many useful comparison operations.

---

**update** ()

Check for existence, or the appropriate match on the expected value.

**Returns** *FAILURE* if not matched, *SUCCESS* otherwise.

**Return type** *Status*

```
class py_trees.behaviours.Count (name='Count', fail_until=3, running_until=5, success_until=6, reset=True)
```

Bases: *py\_trees.behaviour.Behaviour*

A counting behaviour that updates its status at each tick depending on the value of the counter. The status will move through the states in order - *FAILURE*, *RUNNING*, *SUCCESS*.

This behaviour is useful for simple testing and demo scenarios.

**Parameters**

- **name** (*str*) – name of the behaviour
- **fail\_until** (*int*) – set status to *FAILURE* until the counter reaches this value
- **running\_until** (*int*) – set status to *RUNNING* until the counter reaches this value
- **success\_until** (*int*) – set status to *SUCCESS* until the counter reaches this value
- **reset** (*bool*) – whenever invalidated (usually by a sequence reinitialising, or higher priority interrupting)

**Variables** **count** (*int*) – a simple counter which increments every tick

**terminate** (*new\_status*)

---

**Note:** User Customisable Callback

---

Subclasses may override this method to clean up. It will be triggered when a behaviour either finishes execution (switching from *RUNNING* to *FAILURE* || *SUCCESS*) or it got interrupted by a higher priority branch (switching to *INVALID*). Remember that the *initialise()* method will handle resetting of variables before re-entry, so this method is about disabling resources until this behaviour's next tick. This could be an indeterminably long time. e.g.

- cancel an external action that got started
- shut down any temporary communication handles

**Parameters** *new\_status* (*Status*) – the behaviour is transitioning to this new status

**Warning:** Do not set *self.status = new\_status* here, that is automatically handled by the *stop()* method. Use the argument purely for introspection purposes (e.g. comparing the current state in *self.status* with the state it will transition to in *new\_status*).

**update** ()

---

**Note:** User Customisable Callback

---

**Returns** the behaviour's new status *Status*

**Return type** *Status*

Subclasses may override this method to perform any logic required to arrive at a decision on the behaviour's new status. It is the primary worker function called on by the *tick()* mechanism.

---

**Tip:** This method should be almost instantaneous and non-blocking

---

```
class py_trees.behaviours.Dummy (name='Dummy')
```

```
    Bases: py_trees.behaviour.Behaviour
```

```
class py_trees.behaviours.Failure (name='Failure')
```

```
    Bases: py_trees.behaviour.Behaviour
```

```
class py_trees.behaviours.Periodic (name, n)
```

```
    Bases: py_trees.behaviour.Behaviour
```

Simply periodically rotates it's status over the *RUNNING*, *SUCCESS*, *FAILURE* states. That is, *RUNNING* for N ticks, *SUCCESS* for N ticks, *FAILURE* for N ticks...

**Parameters**

- **name** (*str*) – name of the behaviour
- **n** (*int*) – period value (in ticks)

---

**Note:** It does not reset the count when initialising.

---

**update ()**

---

**Note:** User Customisable Callback

---

**Returns** the behaviour's new status *Status*

**Return type** *Status*

Subclasses may override this method to perform any logic required to arrive at a decision on the behaviour's new status. It is the primary worker function called on by the *tick()* mechanism.

---

**Tip:** This method should be almost instantaneous and non-blocking

---

**class** `py_trees.behaviours.Running` (*name='Running'*)

Bases: `py_trees.behaviour.Behaviour`

**class** `py_trees.behaviours.SetBlackboardVariable` (*variable\_name,* *variable\_value,* *overwrite=True,* *name=<Name.AUTO\_GENERATED: 'AUTO\_GENERATED'>*)

Bases: `py_trees.behaviour.Behaviour`

Set the specified variable on the blackboard.

**Parameters**

- **variable\_name** (*str*) – name of the variable to set, may be nested, e.g. battery.percentage
- **variable\_value** (*Any*) – value of the variable to set
- **overwrite** (*bool*) – when False, do not set the variable if it already exists
- **name** (*str*) – name of the behaviour

**update ()**

Always return success.

**Return type** *Status*

**Returns** *FAILURE* if no overwrite requested and the variable exists, *SUCCESS* otherwise

**class** `py_trees.behaviours.Success` (*name='Success'*)

Bases: `py_trees.behaviour.Behaviour`

**class** `py_trees.behaviours.SuccessEveryN` (*name, n*)

Bases: `py_trees.behaviour.Behaviour`

This behaviour updates it's status with *SUCCESS* once every N ticks, *FAILURE* otherwise.

**Parameters**

- **name** (*str*) – name of the behaviour
- **n** (*int*) – trigger success on every n'th tick

---

**Tip:** Use with decorators to change the status value as desired, e.g. `py_trees.decorators.FailureIsRunning()`

---

**update()**

---

**Note:** User Customisable Callback

---

**Returns** the behaviour's new status *Status*

**Return type** *Status*

Subclasses may override this method to perform any logic required to arrive at a decision on the behaviour's new status. It is the primary worker function called on by the `tick()` mechanism.

---

**Tip:** This method should be almost instantaneous and non-blocking

---

```
class py_trees.behaviours.UnsetBlackboardVariable(key,
                                                name=<Name.AUTO_GENERATED:
                                                'AUTO_GENERATED'>)
```

Bases: `py_trees.behaviour.Behaviour`

Unset the specified variable (key-value pair) from the blackboard.

This always returns *SUCCESS* regardless of whether the variable was already present or not.

**Parameters**

- **key** (`str`) – unset this key-value pair
- **name** (`str`) – name of the behaviour

**update()**

Unset and always return success.

**Return type** *Status*

**Returns** *SUCCESS*

```
class py_trees.behaviours.WaitForBlackboardVariable(variable_name,
                                                    name=<Name.AUTO_GENERATED:
                                                    'AUTO_GENERATED'>)
```

Bases: `py_trees.behaviours.CheckBlackboardVariableExists`

Wait for the blackboard variable to become available on the blackboard. This is blocking, so it will tick with status *SUCCESS* if the variable is found, and *RUNNING* otherwise.

**See also:**

`CheckBlackboardVariableExists` for the non-blocking counterpart to this behaviour.

**Parameters**

- **variable\_name** (`str`) – name of the variable to wait for, may be nested, e.g. battery.percentage
- **name** (`str`) – name of the behaviour

**update** ()

Check for existence, wait otherwise.

**Return type** *Status*

**Returns** *SUCCESS* if key found, *RUNNING* otherwise.

```
class py_trees.behaviours.WaitForBlackboardVariableValue (variable_name,
                                                         expected_value,
                                                         comparison_operator=<built-
                                                         in function eq>,
                                                         name=<Name.AUTO_GENERATED:
                                                         'AUTO_GENERATED'>)
```

Bases: *py\_trees.behaviours.CheckBlackboardVariableValue*

Inspect a blackboard variable and if it exists, check that it meets the specified criteria (given by operation type and expected value). This is blocking, so it will always tick with *SUCCESS* or *RUNNING*.

**See also:**

*CheckBlackboardVariableValue* for the non-blocking counterpart to this behaviour.

---

**Note:** If the variable does not yet exist on the blackboard, the behaviour will return with status *RUNNING*.

---

#### Parameters

- **variable\_name** (*str*) – name of the variable to check, may be nested, e.g. battery.percentage
- **expected\_value** (*Any*) – expected value
- **comparison\_operator** (*Callable*[[*Any*, *Any*], *bool*]) – any method that can compare the value against the expected value
- **name** (*str*) – name of the behaviour

**update** ()


Check for existence, or the appropriate match on the expected value.

**Returns** *FAILURE* if not matched, *SUCCESS* otherwise.

**Return type** *Status*

## 14.4 py\_trees.blackboard

Blackboards are not a necessary component of behaviour tree implementations, but are nonetheless, a fairly common mechanism for for sharing data between behaviours in the tree. See, for example, the [design notes](#) for blackboards in Unreal Engine.



Implementations vary widely depending on the needs of the framework using them. The simplest implementations take the form of a key-value store with global access, while more rigorous implementations scope access and form a secondary graph overlaying the tree graph connecting data ports between behaviours.

The implementation here strives to remain simple to use (so ‘rapid development’ does not become just ‘development’), yet sufficiently featured so that the magic behind the scenes (i.e. the data sharing on the blackboard) is exposed and helpful in debugging tree applications.

To be more concrete, the following is a list of features that this implementation either embraces or does not.

- [+] Centralised key-value store
- [+] Client based usage with registration of read/write intentions at construction
- [+] Activity stream that tracks read/write operations by behaviours
- [-] Sharing between tree instances
- [-] Exclusive locks for reading/writing
- [-] Priority policies for variable instantiations

```
class py_trees.blackboard.ActivityItem(key, client_name, client_id, activity_type, previous_value=None, current_value=None)
```

Bases: `object`

Recorded data pertaining to activity on the blackboard.

#### Parameters

- **key** – name of the variable on the blackboard
- **client\_name** (`str`) – convenient name of the client performing the operation
- **client\_id** (`UUID`) – unique id of the client performing the operation
- **activity\_type** (`ActivityType`) – type of activity
- **previous\_value** (`Optional[Any]`) – of the given key (None if this field is not relevant)
- **current\_value** (`Optional[Any]`) – current value for the given key (None if this field is not relevant)

```
__init__(key, client_name, client_id, activity_type, previous_value=None, current_value=None)
Initialize self. See help(type(self)) for accurate signature.
```

`__weakref__`

list of weak references to the object (if defined)

**class** `py_trees.blackboard.ActivityStream` (*maximum\_size=500*)

Bases: `object`

Storage container with convenience methods for manipulating the stored activity stream.

**Variables**

- `(typing.List[ActivityItem]` (*data*) – list of activity items, earliest first
- `maximum_size` (*int*) – pop items if this size is exceeded

`__init__` (*maximum\_size=500*)

Initialise the stream with a maximum storage limit.

**Parameters** `maximum_size` (*int*) – pop items from the stream if this size is exceeded

`__weakref__`

list of weak references to the object (if defined)

`clear` ()

Delete all activities from the stream.

`push` (*activity\_item*)

Push the next activity item to the stream.

**Parameters** `activity_item` (*ActivityItem*) – new item to append to the stream

**class** `py_trees.blackboard.ActivityType`

Bases: `enum.Enum`

An enumerator representing the operation on a blackboard variable

**ACCESSED** = 'ACCESSED'

Key accessed, either for reading, or modification of the value's internal attributes (e.g. foo.bar).

**ACCESS\_DENIED** = 'ACCESS\_DENIED'

Client did not have access to read/write a key.

**INITIALISED** = 'INITIALISED'

Initialised a key-value pair on the blackboard

**NO\_KEY** = 'NO\_KEY'

Tried to access a key that does not yet exist on the blackboard.

**NO\_OVERWRITE** = 'NO\_OVERWRITE'

Tried to write but variable already exists and a no-overwrite request was respected.

**READ** = 'READ'

Read from the blackboard

**UNSET** = 'UNSET'

Key was removed from the blackboard

**WRITE** = 'WRITE'

Wrote to the blackboard.

**class** `py_trees.blackboard.Blackboard`

Bases: `object`

Centralised key-value store for sharing data between behaviours. This class is a coat-hanger for the centralised data store, metadata for its administration and static methods for interacting with it.



This api is intended for authors of debugging and introspection tools on the blackboard. Users should make use of the `BlackboardClient`.

### Variables

- **Blackboard.clients** (`typing.Dict[uuid.UUID, Blackboard]`) – clients, gathered by uuid
- **Blackboard.storage** (`typing.Dict[str, typing.Any]`) – key-value data store
- **Blackboard.metadata** (`typing.Dict[str, KeyMetaData]`) – key associated metadata
- **Blackboard.activity\_stream** (`ActivityStream`) – logged activity

### `__weakref__`

list of weak references to the object (if defined)

### `static clear()`

Completely clear all key, value and client information from the blackboard. Also deletes the activity stream.

### `static disable_activity_stream()`

Disable logging of activities on the blackboard

### `static enable_activity_stream(maximum_size=500)`

Enable logging of activities on the blackboard.

**Parameters** `maximum_size` (`int`) – pop items from the stream if this size is exceeded

**Raises** `RuntimeError` if the activity stream is already enabled

### `static get(variable_name)`

Extract the value associated with the given a variable name, can be nested, e.g. `battery.percentage`. This differs from the client get method in that it doesn't pass through the client access checks. To be used for utility tooling (e.g. display methods) and not by users directly.

**Parameters** `variable_name` (`str`) – of the variable to get, can be nested, e.g. `battery.percentage`

**Raises** `KeyError` – if the variable or it's nested attributes do not yet exist on the blackboard

**Return type** `Any`

**Returns** The stored value for the given variable

### `static keys()`

Get the set of blackboard keys.

**Return type** `Set[str]`

**Returns** the complete set of keys registered by clients

### `static keys_filtered_by_clients(client_ids)`

Get the set of blackboard keys filtered by client ids.

**Parameters** `client_ids` (`Union[List[str], Set[str]]`) – set of client uuid's.

**Return type** `Set[str]`

**Returns** subset of keys that have been registered by the specified clients

### `static keys_filtered_by_regex(regex)`

Get the set of blackboard keys filtered by regex.

**Parameters** `regex` (`str`) – a python regex string

**Return type** `Set[str]`

**Returns** subset of keys that have been registered and match the pattern

**static set** (`variable_name`, `value`)

Set the value associated with the given a variable name, can be nested, e.g. `battery.percentage`. This differs from the client `get` method in that it doesn't pass through the client access checks. To be used for utility tooling (e.g. `display` methods) and not by users directly.

**Parameters** `variable_name` (`str`) – of the variable to set, can be nested, e.g. `battery.percentage`

**Raises** `AttributeError` – if it is attempting to set a nested attribute that does not exist.

**static unset** (`key`)

For when you need to completely remove a blackboard variable (key-value pair), this provides a convenient helper method.

**Parameters** `key` (`str`) – name of the variable to remove

**Returns** True if the variable was removed, False if it was already absent

**class** `py_trees.blackboard.BlackboardClient` (\*, `name=None`, `unique_identifier=None`, `read=None`, `write=None`)

Bases: `object`

Client to the key-value store for sharing data between behaviours.

### Examples

Blackboard clients will accept a user-friendly name / unique identifier for registration on the centralised store or create them for you if none is provided.

```
provided = py_trees.blackboard.BlackboardClient (
    name="Provided",
    unique_identifier=uuid.uuid4()
)
print (provided)
generated = py_trees.blackboard.BlackboardClient ()
print (generated)
```

```
Blackboard Client
Client Data
  name           : Provided
  unique_identifier : 4b0d89db-5597-4aa8-b0fd-f5be5fe2f337
  read           : set()
  write          : set()
Variables

Blackboard Client
Client Data
  name           : c481...
  unique_identifier : c4815d58-2158-4527-a7b3-2ef966af7e41
  read           : set()
  write          : set()
Variables
```

Fig. 1: Client Instantiation

Register read/write access for keys on the blackboard. Note, registration is not initialisation.

```

blackboard = py_trees.blackboard.BlackboardClient (
    name="Client",
    read={"foo"},
    write={"bar"}
)
blackboard.register_key(key="foo", write=True)
blackboard.foo = "foo"
print(blackboard)

```



```

Blackboard Client
Client Data
  name           : Client
  unique_idenfier : e291d3f3-566e-4925-8fb3-3f4a44d0d3e6
  read           : {'foo'}
  write          : {'bar', 'foo'}
Variables
  bar : -
  foo : foo

```

Fig. 2: Variable Read/Write Registration

Disconnected instances will discover the centralised key-value store.

```

def check_foo():
    blackboard = py_trees.blackboard.BlackboardClient(name="Reader", read={"foo"})
    print("Foo: {}".format(blackboard.foo))

blackboard = py_trees.blackboard.BlackboardClient(name="Writer", write={"foo"})
blackboard.foo = "bar"
check_foo()

```

To respect an already initialised key on the blackboard:

```

blackboard = BlackboardClient(name="Writer", read={"foo"})
result = blackboard.set("foo", "bar", overwrite=False)

```

Store complex objects on the blackboard:

```

class Nested(object):
    def __init__(self):
        self.foo = None
        self.bar = None

    def __str__(self):
        return str(self.__dict__)

writer = py_trees.blackboard.BlackboardClient (
    name="Writer",
    write={"nested"}
)
reader = py_trees.blackboard.BlackboardClient (
    name="Reader",
    read={"nested"}
)
writer.nested = Nested()

```

(continues on next page)

(continued from previous page)

```
writer.nested.foo = "foo"
writer.nested.bar = "bar"

foo = reader.nested.foo
print(writer)
print(reader)
```

```
Blackboard Client
Client Data
  name           : Writer
  unique_identifier : cc1914b2-cda6-4496-84fe-722a729f94c6
  read           : set()
  write          : {'nested'}
Variables
  nested : {'foo': 'foo', 'bar': 'bar'}

Blackboard Client
Client Data
  name           : Reader
  unique_identifier : 6d87e3b2-4af9-4517-8981-88078515e6fa
  read           : {'nested'}
  write          : set()
Variables
  nested : {'foo': 'foo', 'bar': 'bar'}
```

Log and display the activity stream:

```
py_trees.blackboard.Blackboard.enable_activity_stream(maximum_size=100)
blackboard_reader = py_trees.blackboard.BlackboardClient(name="Reader", read={"foo"
↔})
blackboard_writer = py_trees.blackboard.BlackboardClient(name="Writer", write={
↔"foo"})
blackboard_writer.foo = "bar"
blackboard_writer.foo = "foobar"
unused_result = blackboard_reader.foo
print(py_trees.display.unicode_blackboard_activity_stream())
py_trees.blackboard.Blackboard.activity_stream.clear()
```

```
Blackboard Activity Stream
foo : INITIALISED | Writer | → bar
foo : WRITE       | Writer | → foobar
foo : READ        | Reader | ← foobar
```

Display the blackboard on the console, or part thereof:

```
writer = py_trees.blackboard.BlackboardClient(
    name="Writer",
    write={"foo", "bar", "dude", "dudette"}
)
reader = py_trees.blackboard.BlackboardClient(
    name="Reader",
    read={"foo", "bBlackboardClient( )"}
)
writer.foo = "foo"
writer.bar = "bar"
writer.dude = "bob"
```

(continues on next page)

(continued from previous page)

```

# all key-value pairs
print(py_trees.display.unicode_blackboard())
# various filtered views
print(py_trees.display.unicode_blackboard(key_filter={"foo"}))
print(py_trees.display.unicode_blackboard(regex_filter="dud*"))
print(py_trees.display.unicode_blackboard(client_filter={reader.unique_identifier}
↔))
# list the clients associated with each key
print(py_trees.display.unicode_blackboard(display_only_key_metadata=True))

```

```

Blackboard Data
bar      : bar
dude     : bob
dudette  : -
foo      : foo

Blackboard Data
Filter: {'foo'}
foo: foo

Blackboard Data
Filter: 'dud*'
dude     : bob
dudette  : -

Blackboard Data
Filter: {UUID('f0ba50d9-d3e7-457f-bd35-20d2864b13a0')}
bar: bar
foo: foo

Blackboard Clients
bar      : Reader (r), Writer (w)
dude     : Writer (w)
dudette  : Writer (w)
foo      : Reader (r), Writer (w)

```

Behaviours register their own blackboard clients with the same name/id as the behaviour itself. This helps associate blackboard variables with behaviours, enabling various introspection and debugging capabilities on the behaviour trees.

Creating a custom behaviour with blackboard variables:

```

class Foo(py_trees.behaviours.Behaviour):

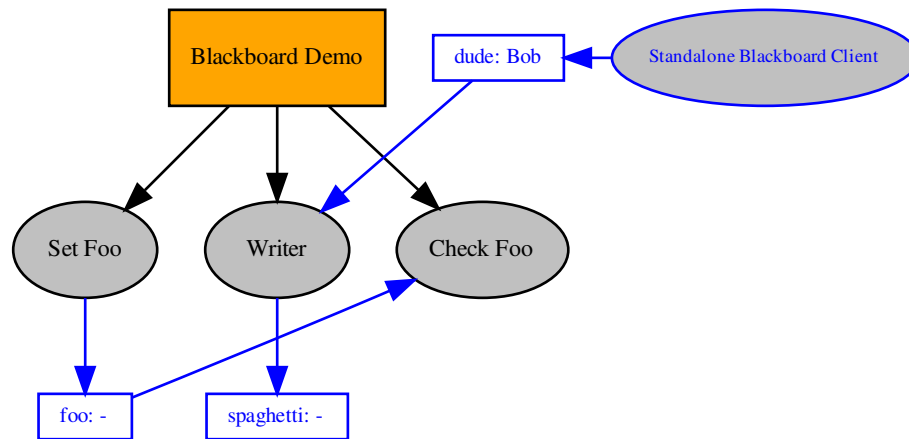
    def __init__(self, name):
        super().__init__(name=name)
        self.blackboard.register_key("foo", read=True)

    def update(self):
        self.feedback_message = self.blackboard.foo
        return py_trees.common.Status.Success

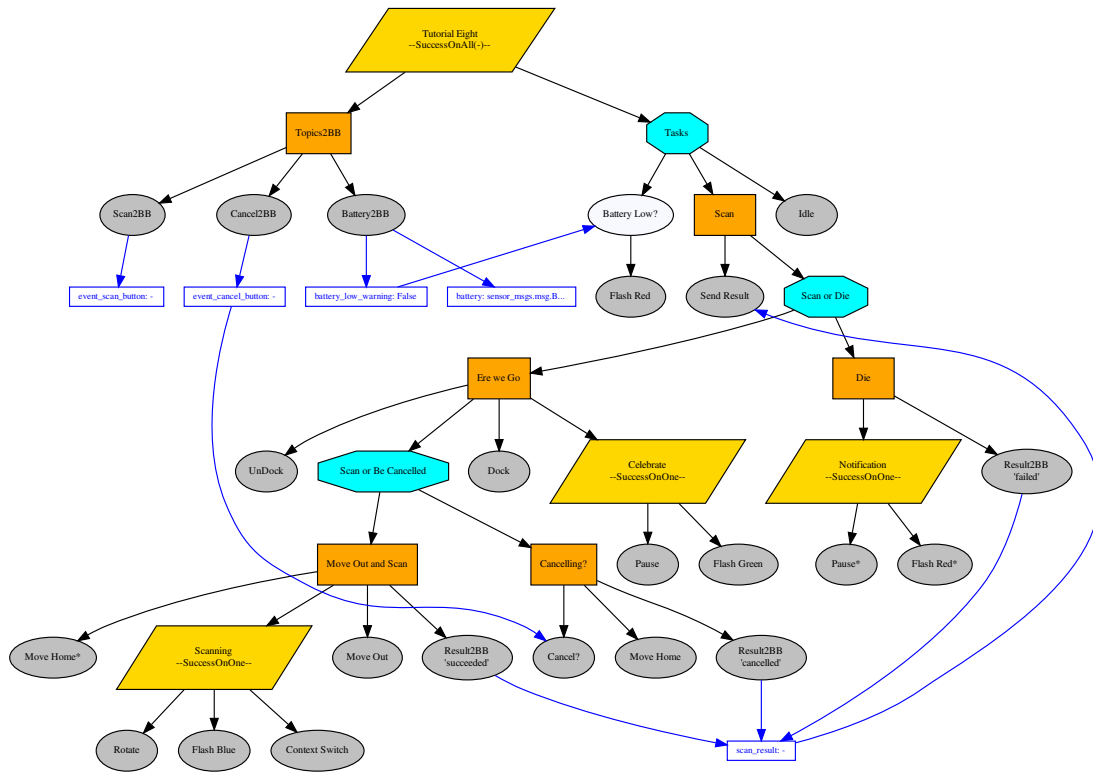
```

Rendering a dot graph for a behaviour tree, complete with blackboard variables:

```
# in code
py_trees.display.render_dot_tree(py_trees.demos.blackboard.create_root())
# command line tools
py-trees-render --with-blackboard-variables py_trees.demos.blackboard.create_root
```



And to demonstrate that it doesn't become a tangled nightmare at scale, an example of a more complex tree:



With judicious use of the display methods / activity stream around the ticks of a tree (refer to `py_trees.visitors.DisplaySnapshotVisitor` for examplar code):

See also:

- `py-trees-demo-blackboard`
- `py_trees.visitors.DisplaySnapshotVisitor`
- `py_trees.behaviours.SetBlackboardVariable`
- `py_trees.behaviours.UnsetBlackboardVariable`
- `py_trees.behaviours.CheckBlackboardVariableExists`
- `py_trees.behaviours.WaitForBlackboardVariable`
- `py_trees.behaviours.CheckBlackboardVariableValue`
- `py_trees.behaviours.WaitForBlackboardVariableValue`

### Variables

- **name** (`str`) – client’s convenient, but not necessarily unique identifier
- **unique\_identifier** (`uuid.UUID`) – client’s unique identifier
- **read** (`typing.List[str]`) – keys this client has permission to read
- **write** (`typing.List[str]`) – keys this client has permission to write

```

----- Run 3 -----

-----
          Finisher
    Count : 4
    Period: 3
-----

[o] Demo Tree [o]
  --> EveryN [x] -- not yet
  [-] Sequence [o]
    --> Guard
    --> Periodic [o] -- flip to success
    --> Finisher [o]
  --> Idle

Blackboard Data
Filter: {'count', 'period'}
  count : 4
  period: 3

Blackboard Activity Stream
  count : WRITE      | EveryN   | → 4
  period : WRITE     | Periodic | → 3
  count : READ       | Finisher | ← 4
  period : READ      | Finisher | ← 3

----- Run 4 -----

[o] Demo Tree [o]
  --> EveryN [o] -- now
  [-] Sequence
    --> Guard
    --> Periodic
    --> Finisher
  --> Idle

Blackboard Data
Filter: {'count'}
  count: 5

Blackboard Activity Stream
  count : WRITE      | EveryN   | → 5

```



`__getattr__` (*name*)

Convenience attribute style referencing with checking against permissions.

**Raises**

- `AttributeError` – if the client does not have read access to the variable
- `KeyError` – if the variable does not yet exist on the blackboard

`__init__` (\*, *name=None, unique\_identifier=None, read=None, write=None*)

**Parameters**

- **name** (`Optional[str]`) – client’s convenient identifier (stringifies the uuid if None)
- **unique\_identifier** (`Optional[UUID]`) – client’s unique identifier (auto-generates if None)
- **read** (`Optional[Set[str]]`) – list of keys this client has permission to read
- **write** (`Optional[Set[str]]`) – list of keys this client has permission to write

**Raises**

- `TypeError` – if the provided name/unique identifier is not of type `str/uuid.UUID`
- `ValueError` – if the unique identifier has already been registered

`__setattr__` (*name, value*)

Convenience attribute style referencing with checking against permissions.

**Raises** `AttributeError` – if the client does not have write access to the variable

`__str__` ()

Return `str(self)`.

`__weakref__`

list of weak references to the object (if defined)

`exists` (*name*)

Check if the specified variable exists on the blackboard.

**Parameters** **name** (`str`) – name of the variable to get, can be nested, e.g. `battery.percentage`

**Raises** `AttributeError` – if the client does not have read access to the variable

**Return type** `bool`

`get` (*name*)

Method based accessor to the blackboard variables (as opposed to simply using ‘.<name>’).

**Parameters** **name** (`str`) – name of the variable to get, can be nested, e.g. `battery.percentage`

**Raises**

- `AttributeError` – if the client does not have read access to the variable
- `KeyError` – if the variable or it’s nested attributes do not yet exist on the blackboard

**Return type** `Any`

`register_key` (*key, read=False, write=False*)

Register a key on the blackboard to associate with this client.

**Parameters**

- **key** (`str`) – key to register
- **read** (`bool`) – permit/track read access

- **write** (`bool`) – permit/track write access

**set** (*name*, *value*, *overwrite=True*)

Set, conditionally depending on whether the variable already exists or otherwise.

This is most useful when initialising variables and multiple elements seek to do so. A good policy to adopt for your applications in these situations is a first come, first served policy. Ensure global configuration has the first opportunity followed by higher priority behaviours in the tree and so forth. Lower priority behaviours would use this to respect the pre-configured setting and at most, just validate that it is acceptable to the functionality of it's own behaviour.

#### Parameters

- **name** (`str`) – name of the variable to set
- **value** (`Any`) – value of the variable to set
- **overwrite** (`bool`) – do not set if the variable already exists on the blackboard

**Return type** `bool`

**Returns** success or failure (overwrite is False and variable already set)

#### Raises

- `AttributeError` – if the client does not have write access to the variable
- `KeyError` – if the variable does not yet exist on the blackboard

**unregister** (*clear=True*)

Unregister this blackboard client and if requested, clear key-value pairs if this client is the last user of those variables.

**Parameters** **clear** (`bool`) – remove key-values pairs from the blackboard

**unregister\_all\_keys** (*clear=True*)

Unregister all keys currently registered by this blackboard client and if requested, clear key-value pairs if this client is the last user of those variables.

**Parameters** **clear** (`bool`) – remove key-values pairs from the blackboard

**unregister\_key** (*key*, *clear=True*)

Unregister a key associated with this client.

#### Parameters

- **key** (`str`) – key to unregister
- **clear** (`bool`) – remove key-values pairs from the blackboard

**Raises** `KeyError` if the key has not been previously registered

**unset** (*key*)

For when you need to completely remove a blackboard variable (key-value pair), this provides a convenient helper method.

**Parameters** **key** (`str`) – name of the variable to remove

**Returns** True if the variable was removed, False if it was already absent

**class** `py_trees.blackboard.KeyMetadata`

Bases: `object`

Stores the aggregated metadata for a key on the blackboard.

**\_\_init\_\_** ()

Initialize self. See `help(type(self))` for accurate signature.

**\_\_weakref\_\_**  
list of weak references to the object (if defined)

**class** `py_trees.blackboard.SubBlackboard`

Bases: `object`

Dynamically track the entire blackboard or part thereof and flag when there have been changes. This is a useful class for building introspection tools around the blackboard.

**\_\_init\_\_** ()  
Initialize self. See `help(type(self))` for accurate signature.

**\_\_str\_\_** ()  
Convenient printed representation of the sub-blackboard that this instance is currently tracking.

**\_\_weakref\_\_**  
list of weak references to the object (if defined)

**update** (*variable\_names*)

Check for changes to the blackboard scoped to the provided set of variable names (may be nested, e.g. `battery.percentage`). Checks the entire blackboard when `variable_names` is `None`.

**Parameters** `variable_names` (`Set[str]`) – constrain the scope to track for changes

## 14.5 py\_trees.common

Common definitions, methods and variables used by the `py_trees` library.

**class** `py_trees.common.BlackBoxLevel`

Bases: `enum.IntEnum`

Whether a behaviour is a blackbox entity that may be considered collapsible (i.e. everything in its subtree will not be visualised) by visualisation tools.

Blackbox levels are increasingly persistent in visualisations.

Visualisations by default, should always collapse blackboxes that represent *DETAIL*.

**BIG\_PICTURE = 3**

A blackbox that represents a big picture part of the entire tree view.

**COMPONENT = 2**

A blackbox that encapsulates a subgroup of functionalities as a single group.

**DETAIL = 1**

A blackbox that encapsulates detailed activity.

**NOT\_A\_BLACKBOX = 4**

Not a blackbox, do not ever collapse.

**class** `py_trees.common.ClearingPolicy`

Bases: `enum.IntEnum`

Policy rules for behaviours to dictate when data should be cleared/reset.

**NEVER = 3**

Never clear the data

**ON\_INITIALISE = 1**

Clear when entering the `initialise()` method.

**ON\_SUCCESS = 2**  
Clear when returning *SUCCESS*.

**class** py\_trees.common.Duration

Bases: `enum.Enum`

Naming conventions.

**INFINITE = inf**  
*INFINITE* oft used for perpetually blocking operations.

**UNTIL\_THE\_BATTLE\_OF\_ALFREDO = inf**  
*UNTIL\_THE\_BATTLE\_OF\_ALFREDO* is an alias for *INFINITE*.

**class** py\_trees.common.Name

Bases: `enum.Enum`

Naming conventions.

**AUTO\_GENERATED = 'AUTO\_GENERATED'**  
*AUTO\_GENERATED* leaves it to the behaviour to generate a useful, informative name.

**class** py\_trees.common.ParallelPolicy

Configurable policies for *Parallel* behaviours.

**class** SuccessOnAll (*synchronise=True*)  
Return *SUCCESS* only when each and every child returns *SUCCESS*.

**class** SuccessOnOne  
Return *SUCCESS* so long as at least one child has *SUCCESS* and the remainder are *RUNNING*

**class** SuccessOnSelected (*children, synchronise=True*)  
Return *SUCCESS* so long as each child in a specified list returns *SUCCESS*.

**class** py\_trees.common.Status

Bases: `enum.Enum`

An enumerator representing the status of a behaviour

**FAILURE = 'FAILURE'**  
Behaviour check has failed, or execution of its action finished with a failed result.

**INVALID = 'INVALID'**  
Behaviour is uninitialised and inactive, i.e. this is the status before first entry, and after a higher priority switch has occurred.

**RUNNING = 'RUNNING'**  
Behaviour is in the middle of executing some action, result still pending.

**SUCCESS = 'SUCCESS'**  
Behaviour check has passed, or execution of its action has finished with a successful result.

**class** py\_trees.common.VisibilityLevel

Bases: `enum.IntEnum`

Closely associated with the *BlackBoxLevel* for a behaviour. This sets the visibility level to be used for visualisations.

Visibility levels correspond to reducing levels of visibility in a visualisation.

**ALL = 0**  
Do not collapse any behaviour.

**BIG\_PICTURE = 3**  
Collapse any blackbox that isn't marked with *BIG\_PICTURE*.

**COMPONENT = 2**

Collapse blackboxes marked with *COMPONENT* or lower.

**DETAIL = 1**

Collapse blackboxes marked with *DETAIL* or lower.

`common.string_to_visibility_level()`

Will convert a string to a visibility level. Note that it will quietly return ALL if the string is not matched to any visibility level string identifier.

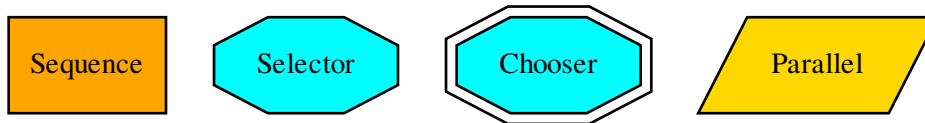
**Parameters** `level` (*str*) – visibility level as a string

**Returns** visibility level enum

**Return type** *VisibilityLevel*

## 14.6 py\_trees.composites

Composites are the **factories** and **decision makers** of a behaviour tree. They are responsible for shaping the branches.




---

**Tip:** You should never need to subclass or create new composites.

---

Most patterns can be achieved with a combination of the above. Adding to this set exponentially increases the complexity and subsequently making it more difficult to design, introspect, visualise and debug the trees. Always try to find the combination you need to achieve your result before contemplating adding to this set. Actually, scratch that... just don't contemplate it!

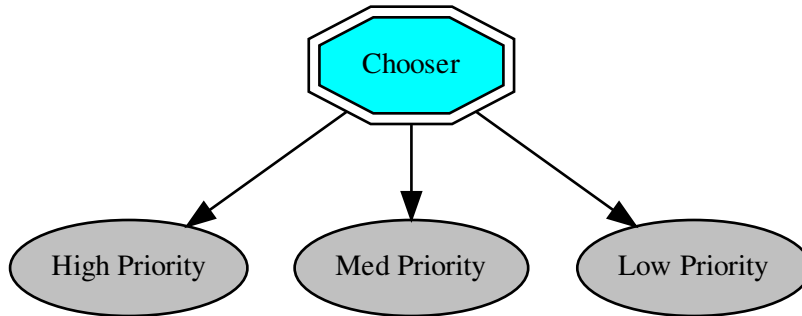
Composite behaviours typically manage children and apply some logic to the way they execute and return a result, but generally don't do anything themselves. Perform the checks or actions you need to do in the non-composite behaviours.

- *Sequence*: execute children sequentially
- *Selector*: select a path through the tree, interruptible by higher priorities
- *Chooser*: like a selector, but commits to a path once started until it finishes
- *Parallel*: manage children concurrently

**class** `py_trees.composites.Chooser` (*name='Chooser', children=None*)

Bases: `py_trees.composites.Selector`

Choosers are Selectors with Commitment



A variant of the selector class. Once a child is selected, it cannot be interrupted by higher priority siblings. As soon as the chosen child itself has finished it frees the chooser for an alternative selection. i.e. priorities only come into effect if the chooser wasn't running in the previous tick.

---

**Note:** This is the only composite in `py_trees` that is not a core composite in most behaviour tree implementations. Nonetheless, this is useful in fields like robotics, where you have to ensure that your manipulator doesn't drop it's payload mid-motion as soon as a higher interrupt arrives. Use this composite sparingly and only if you can't find another way to easily create an elegant tree composition for your task.

---

**Parameters**

- **name** (*str*) – the composite behaviour name
- **children** (*[Behaviour]*) – list of children to add

`__init__` (*name='Chooser', children=None*)  
 Initialize self. See `help(type(self))` for accurate signature.

`tick` ()  
 Run the tick behaviour for this chooser. Note that the status of the tick is (for now) always determined by its children, not by the user customised update function.

**Yields** *Behaviour* – a reference to itself or one of its children

```

class py_trees.composites.Composite (name=<Name.AUTO_GENERATED:
                                     'AUTO_GENERATED'>, children=None)
Bases: py_trees.behaviour.Behaviour
  
```

The parent class to all composite behaviours, i.e. those that have children.

**Parameters**

- **name** (*str*) – the composite behaviour name
- **children** (*[Behaviour]*) – list of children to add

`__init__` (*name=<Name.AUTO\_GENERATED: 'AUTO\_GENERATED'>, children=None*)  
 Initialize self. See `help(type(self))` for accurate signature.

`add_child` (*child*)  
 Adds a child.

**Parameters** `child` (*Behaviour*) – child to add

**Raises** `TypeError` – if the provided child is not an instance of *Behaviour*

**Returns** unique id of the child

**Return type** `uuid.UUID`

**add\_children** (*children*)

Append a list of children to the current list.

**Parameters** `children` (*[Behaviour]*) – list of children to add

**insert\_child** (*child, index*)

Insert child at the specified index. This simply directly calls the python list's `insert` method using the child and index arguments.

**Parameters**

- `child` (*Behaviour*) – child to insert
- `index` (*int*) – index to insert it at

**Returns** unique id of the child

**Return type** `uuid.UUID`

**prepend\_child** (*child*)

Prepend the child before all other children.

**Parameters** `child` (*Behaviour*) – child to insert

**Returns** unique id of the child

**Return type** `uuid.UUID`

**remove\_all\_children** ()

Remove all children. Makes sure to stop each child if necessary.

**remove\_child** (*child*)

Remove the child behaviour from this composite.

**Parameters** `child` (*Behaviour*) – child to delete

**Returns** index of the child that was removed

**Return type** `int`

---

**Todo:** Error handling for when child is not in this list

---

**remove\_child\_by\_id** (*child\_id*)

Remove the child with the specified id.

**Parameters** `child_id` (*uuid.UUID*) – unique id of the child

**Raises** `IndexError` – if the child was not found

**replace\_child** (*child, replacement*)

Replace the child behaviour with another.

**Parameters**

- `child` (*Behaviour*) – child to delete
- `replacement` (*Behaviour*) – child to insert

**stop** (*new\_status*=<*Status.INVALID*: 'INVALID'>)

There is generally two use cases that must be supported here.

1) Whenever the composite has gone to a recognised state (i.e. *FAILURE* or *SUCCESS*), or 2) when a higher level parent calls on it to truly stop (*INVALID*).

In only the latter case will children need to be forcibly stopped as well. In the first case, they will have stopped themselves appropriately already.

**Parameters** *new\_status* (*Status*) – behaviour will transition to this new status

**tip** ()

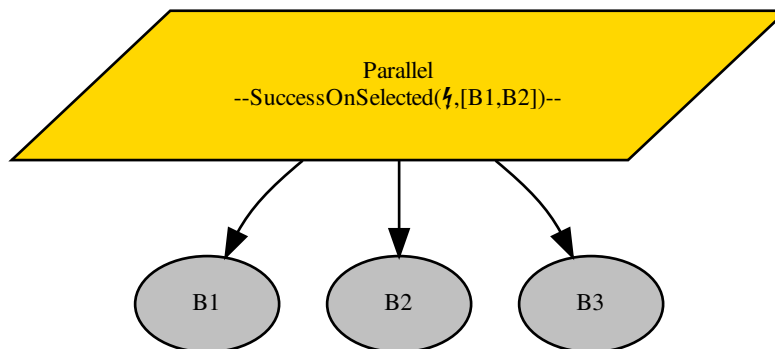
Recursive function to extract the last running node of the tree.

**Returns** class::~py\_trees.behaviour.Behaviour: the tip function of the current child of this composite or None

```
class py_trees.composites.Parallel (name=<Name.AUTO_GENERATED:
                                     'AUTO_GENERATED'>,
                                     policy=<py_trees.common.ParallelPolicy.SuccessOnAll
                                     object>, children=None)
```

Bases: *py\_trees.composites.Composite*

Parallels enable a kind of concurrency



Ticks every child every time the parallel is run (a poor man's form of parallelism).

- Parallels will return *FAILURE* if any child returns *FAILURE*
- Parallels with policy *SuccessOnAll* only returns *SUCCESS* if **all** children return *SUCCESS*
- Parallels with policy *SuccessOnOne* return *SUCCESS* if **at least one** child returns *SUCCESS* and others are *RUNNING*
- Parallels with policy *SuccessOnSelected* only returns *SUCCESS* if a **specified subset** of children return *SUCCESS*

Parallels with policy *SuccessOnSelected* will validate themselves just-in-time in the *setup()* and *tick()* methods to check if the policy's selected set of children is a subset of the children of this parallel. Doing this just-in-time is due to the fact that the parallel's children may change after construction and even dynamically between ticks.

**See also:**



- *Context Switching Demo*

```
__init__ (name=<Name.AUTO_GENERATED: 'AUTO_GENERATED'>, policy=<py_trees.common.ParallelPolicy.SuccessOnAll object>, children=None)
```

#### Parameters

- **name** (*str*) – the composite behaviour name
- **policy** (*ParallelPolicy*) – policy to use for deciding success or otherwise
- **children** (*[Behaviour]*) – list of children to add

#### **current\_child**

In some cases it's clear what the current child is, in others, there is an ambiguity as multiple could exist. If the latter is true, it will return the child relevant farthest down the list.

**Returns** the child that is currently running, or None

**Return type** *Behaviour*

#### **setup** (*\*\*kwargs*)

Detect before ticking whether the policy configuration is invalid.

**Parameters** **\*\*kwargs** (*dict*) – distribute arguments to this behaviour and in turn, all of it's children

#### **Raises**

- *RuntimeError* – if the parallel's policy configuration is invalid
- *Exception* – be ready to catch if any of the children raise an exception

#### **stop** (*new\_status=<Status.INVALID: 'INVALID'>*)

For interrupts or any of the termination conditions, ensure that any running children are stopped.

**Parameters** **new\_status** (*Status*) – the composite is transitioning to this new status

#### **tick** ()

Tick over the children.

**Yields** *Behaviour* – a reference to itself or one of its children

**Raises** *RuntimeError* – if the policy configuration was invalid

#### **validate\_policy\_configuration** ()

Policy configuration can be invalid if:

- Policy is SuccessOnSelected and no behaviours have been specified
- Policy is SuccessOnSelected and behaviours that are not children exist

**Raises** *RuntimeError* – if policy configuration was invalid

#### **verbose\_info\_string** ()

Provide additional information about the underlying policy.

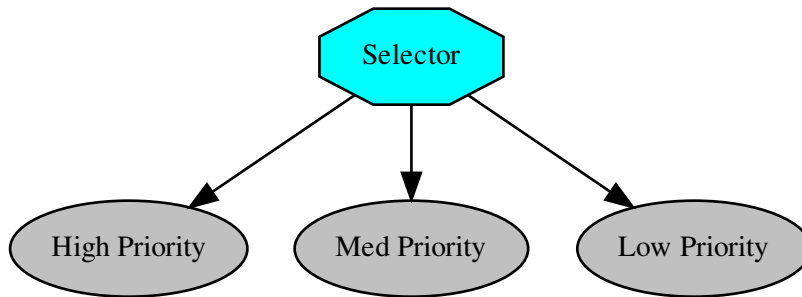
**Returns** name of the policy along with it's configuration

**Return type** *str*

```
class py_trees.composites.Selector (name='Selector', children=None)
```

Bases: *py\_trees.composites.Composite*

Selectors are the Decision Makers



A selector executes each of its child behaviours in turn until one of them succeeds (at which point it itself returns *RUNNING* or *SUCCESS*, or it runs out of children at which point it itself returns *FAILURE*). We usually refer to selecting children as a means of *choosing between priorities*. Each child and its subtree represent a decreasingly lower priority path.

---

**Note:** Switching from a low -> high priority branch causes a *stop(INVALID)* signal to be sent to the previously executing low priority branch. This signal will percolate down that child's own subtree. Behaviours should make sure that they catch this and *destruct* appropriately.

---

Make sure you do your appropriate cleanup in the `terminate()` methods! e.g. cancelling a running goal, or restoring a context.

**See also:**

The *py-trees-demo-selector* program demos higher priority switching under a selector.

**Parameters**

- **name** (*str*) – the composite behaviour name
- **children** (*[Behaviour]*) – list of children to add

`__init__` (*name='Selector', children=None*)

Initialize self. See `help(type(self))` for accurate signature.

`__repr__` ()

Simple string representation of the object.

**Returns** string representation

**Return type** *str*

**stop** (*new\_status=<Status.INVALID: 'INVALID'>*)

Stopping a selector requires setting the current child to none. Note that it is important to implement this here instead of `terminate`, so users are free to subclass this easily with their own `terminate` and not have to remember that they need to call this function manually.

**Parameters** **new\_status** (*Status*) – the composite is transitioning to this new status

**tick()**

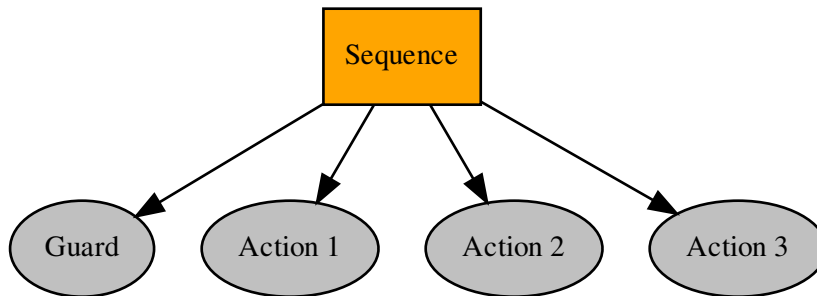
Run the tick behaviour for this selector. Note that the status of the tick is always determined by its children, not by the user customised update function.

**Yields** *Behaviour* – a reference to itself or one of its children

**class** `py_trees.composites.Sequence` (*name='Sequence', children=None*)

Bases: `py_trees.composites.Composite`

Sequences are the factory lines of Behaviour Trees



A sequence will progressively tick over each of its children so long as each child returns *SUCCESS*. If any child returns *FAILURE* or *RUNNING* the sequence will halt and the parent will adopt the result of this child. If it reaches the last child, it returns with that result regardless.

---

**Note:** The sequence halts once it sees a child is *RUNNING* and then returns the result. *It does not get stuck in the running behaviour.*

---

**See also:**

The *py-trees-demo-sequence* program demos a simple sequence in action.

#### Parameters

- **name** (*str*) – the composite behaviour name
- **children** (*[Behaviour]*) – list of children to add

**\_\_init\_\_** (*name='Sequence', children=None*)

Initialize self. See `help(type(self))` for accurate signature.

#### current\_child

Have to check if there's anything actually running first.

**Returns** the child that is currently running, or None

**Return type** *Behaviour*

**stop** (*new\_status=<Status.INVALID: 'INVALID'>*)

Stopping a sequence requires taking care of the current index. Note that is important to implement this here instead of terminate, so users are free to subclass this easily with their own terminate and not have to remember that they need to call this function manually.

Parameters **new\_status** (*Status*) – the composite is transitioning to this new status

**tick()**

Tick over the children.

**Yields** *Behaviour* – a reference to itself or one of its children

## 14.7 py\_trees.console

Simple colour definitions and syntax highlighting for the console.

---

### Colour Definitions

The current list of colour definitions include:

- Regular: black, red, green, yellow, blue, magenta, cyan, white,
- Bold: bold, bold\_black, bold\_red, bold\_green, bold\_yellow, bold\_blue, bold\_magenta, bold\_cyan, bold\_white

These colour definitions can be used in the following way:

```
import py_trees.console as console
print(console.cyan + "      Name" + console.reset + ": " + console.yellow + "Dude" + _
→console.reset)
```

py\_trees.console.colours = [' ', '\n', '\t', '\r', '\f', '\a', '\b', '\c', '\d', '\e', '\f', '\g', '\h', '\i', '\j', '\k', '\l', '\m', '\n', '\o', '\p', '\q', '\r', '\s', '\t', '\u', '\v', '\w', '\x', '\y', '\z']  
List of all available colours.

py\_trees.console.console\_has\_colours ()

Detects if the console (stdout) has colourising capability.

py\_trees.console.define\_symbol\_or\_fallback (original, fallback, encoding='UTF-8')

Return the correct encoding according to the specified encoding. Used to make sure we get an appropriate symbol, even if the shell is merely ascii as is often the case on, e.g. Jenkins CI.

#### Parameters

- **original** (*str*) – the unicode string (usually just a character)
- **fallback** (*str*) – the fallback ascii string
- **encoding** (*str*, optional) – the encoding to check against.

**Returns** either original or fallback depending on whether exceptions were thrown.

**Return type** *str*

py\_trees.console.has\_colours = False

Whether the loading program has access to colours or not.

py\_trees.console.has\_unicode (encoding='UTF-8')

Define whether the specified encoding has unicode symbols. Usually used to check if the stdout is capable or otherwise (e.g. Jenkins CI can often be configured with unicode disabled).

**Parameters** **encoding** (*str*, optional) – the encoding to check against.

**Returns** true if capable, false otherwise

**Return type** *bool*

py\_trees.console.logdebug (message)

Prefixes [DEBUG] and colours the message green.

**Parameters** `message` (`str`) – message to log.

`py_trees.console.logerror` (`message`)

Prefixes [ERROR] and colours the message red.

**Parameters** `message` (`str`) – message to log.

`py_trees.console.logfatal` (`message`)

Prefixes [FATAL] and colours the message bold red.

**Parameters** `message` (`str`) – message to log.

`py_trees.console.loginfo` (`message`)

Prefixes [ INFO] to the message.

**Parameters** `message` (`str`) – message to log.

`py_trees.console.logwarn` (`message`)

Prefixes [ WARN] and colours the message yellow.

**Parameters** `message` (`str`) – message to log.

`py_trees.console.read_single_keypress` ()

Waits for a single keypress on stdin.

This is a silly function to call if you need to do it a lot because it has to store stdin's current setup, setup stdin for reading single keystrokes then read the single keystroke then revert stdin back after reading the keystroke.

**Returns** the character of the key that was pressed

**Return type** `int`

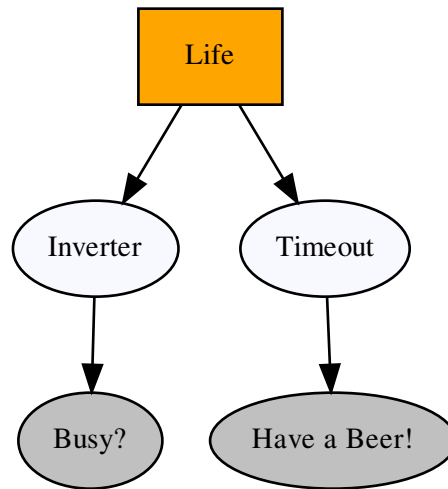
**Raises** `KeyboardInterrupt` – if CTRL-C was pressed (keycode 0x03)

## 14.8 py\_trees.decorators

Decorators are behaviours that manage a single child and provide common modifications to their underlying child behaviour (e.g. inverting the result). That is, they provide a means for behaviours to wear different 'hats' and this combinatorially expands the capabilities of your behaviour library.



An example:



```

1  #!/usr/bin/env python3
2  # -*- coding: utf-8 -*-
3
4  import py_trees.decorators
5  import py_trees.display
6
7  if __name__ == '__main__':
8
9      root = py_trees.composites.Sequence(name="Life")
10     timeout = py_trees.decorators.Timeout(
11         name="Timeout",
12         child=py_trees.behaviours.Success(name="Have a Beer!")
13     )
14     failure_is_success = py_trees.decorators.Inverter(
15         name="Inverter",
16         child=py_trees.behaviours.Success(name="Busy?")
17     )
18     root.add_children([failure_is_success, timeout])
19     py_trees.display.render_dot_tree(root)
  
```

### Decorators (Hats)

Decorators with very specific functionality:

- `py_trees.decorators.Condition`
- `py_trees.decorators.EternalGuard`
- `py_trees.decorators.Inverter`
- `py_trees.decorators.OneShot`
- `py_trees.decorators.StatusToBlackboard`
- `py_trees.decorators.Timeout`

And the X is Y family:

- `py_trees.decorators.FailureIsRunning`
- `py_trees.decorators.FailureIsSuccess`
- `py_trees.decorators.RunningIsFailure`
- `py_trees.decorators.RunningIsSuccess`
- `py_trees.decorators.SuccessIsFailure`
- `py_trees.decorators.SuccessIsRunning`

### Decorators for Blocking Behaviours

It is worth making a note of the effect of decorators on behaviours that return `RUNNING` for some time before finally returning `SUCCESS` or `FAILURE` (blocking behaviours) since the results are often at first, surprising.

A decorator, such as `py_trees.decorators.RunningIsSuccess()` on a blocking behaviour will immediately terminate the underlying child and re-initialise on it's next tick. This is necessary to ensure the underlying child isn't left in a dangling state (i.e. `RUNNING`), but is often not what is being sought.

The typical use case being attempted is to convert the blocking behaviour into a non-blocking behaviour. If the underlying child has no state being modified in either the `initialise()` or `terminate()` methods (e.g. machinery is entirely launched at init or setup time), then conversion to a non-blocking representative of the original succeeds. Otherwise, another approach is needed. Usually this entails writing a non-blocking counterpart, or combination of behaviours to affect the non-blocking characteristics.

```
class py_trees.decorators.Condition (child, name=<Name.AUTO_GENERATED:
                                     'AUTO_GENERATED'>, status=<Status.SUCCESS:
                                     'SUCCESS'>)
```

Bases: `py_trees.decorators.Decorator`

Encapsulates a behaviour and wait for it's status to flip to the desired state. This behaviour will tick with `RUNNING` while waiting and `SUCCESS` when the flip occurs.

**update** ()

`SUCCESS` if the decorated child has returned the specified status, otherwise `RUNNING`. This decorator will never return `FAILURE`

**Returns** the behaviour's new status `Status`

**Return type** `Status`

```
class py_trees.decorators.Decorator (child, name=<Name.AUTO_GENERATED:
                                     'AUTO_GENERATED'>)
```

Bases: `py_trees.behaviour.Behaviour`

A decorator is responsible for handling the lifecycle of a single child beneath

#### Parameters

- **child** (`Behaviour`) – the child to be decorated
- **name** – the decorator name

**Raises** `TypeError` – if the child is not an instance of `Behaviour`

**stop** (`new_status`)

As with other composites, it checks if the child is running and stops it if that is the case.

**Parameters** `new_status` (`Status`) – the behaviour is transitioning to this new status

**tick** ()

A decorator's tick is exactly the same as a normal proceedings for a `Behaviour`'s tick except that it also ticks the decorated child node.

**Yields** *Behaviour* – a reference to itself or one of its children

**tip()**

Get the *tip* of this behaviour’s subtree (if it has one) after it’s last tick. This corresponds to the the deepest node that was running before the subtree traversal reversed direction and headed back to this node.

**Returns** child behaviour, itself or *None* if its status is *INVALID*

**Return type** *Behaviour* or *None*

```
class py_trees.decorators.EternalGuard(*, child, condition, blackboard_keys=[],
                                       name=<Name.AUTO_GENERATED:
                                       'AUTO_GENERATED'>)
```

Bases: *py\_trees.decorators.Decorator*

A decorator that continually guards the execution of a subtree. If at any time the guard’s condition check fails, then the child behaviour/subtree is invalidated.

---

**Note:** This decorator’s behaviour is stronger than the *guard* typical of a conditional check at the beginning of a sequence of tasks as it continues to check on every tick whilst the task (or sequence of tasks) runs.

---

### Parameters

- **child** (*Behaviour*) – the child behaviour or subtree
- **condition** (Union[Callable[[*Blackboard*], bool], Callable[[*Blackboard*], *Status*]]) – a functional check that determines execution or not of the subtree
- **blackboard\_keys** (Set[str]) – provide read access for the conditional function to these keys
- **name** (str) – the decorator name

Examples:

Simple conditional function returning True/False:

```
def check():
    return True

foo = py_trees.behaviours.Foo()
eternal_guard = py_trees.decorators.EternalGuard(
    name="Eternal Guard",
    condition=check,
    child=foo
)
```

Simple conditional function returning SUCCESS/FAILURE:

```
def check():
    return py_trees.common.Status.SUCCESS

foo = py_trees.behaviours.Foo()
eternal_guard = py_trees.decorators.EternalGuard(
    name="Eternal Guard",
    condition=check,
    child=foo
)
```



Conditional function that makes checks against data on the blackboard (the blackboard client with pre-configured access is provided by the EternalGuard instance):

```
def check (blackboard) :
    return blackboard.velocity > 3.0

foo = py_trees.behaviours.Foo()
eternal_guard = py_trees.decorators.EternalGuard(
    name="Eternal Guard",
    condition=check,
    blackboard_keys={"velocity"},
    child=foo
)
```

**See also:**

`py_trees.idioms.eternal_guard()`

**tick()**

A decorator's tick is exactly the same as a normal proceedings for a Behaviour's tick except that it also ticks the decorated child node.

**Yields** *Behaviour* – a reference to itself or one of its children

**update()**

The update method is only ever triggered in the child's post-tick, which implies that the condition has already been checked and passed (refer to the `tick()` method).

**class** `py_trees.decorators.FailureIsRunning` (*child*, *name*=<Name.AUTO\_GENERATED:  
'AUTO\_GENERATED'>)

Bases: `py_trees.decorators.Decorator`

Dont stop running.

**update()**

Return the decorated child's status unless it is `FAILURE` in which case, return `RUNNING`.

**Returns** the behaviour's new status *Status*

**Return type** *Status*

**class** `py_trees.decorators.FailureIsSuccess` (*child*, *name*=<Name.AUTO\_GENERATED:  
'AUTO\_GENERATED'>)

Bases: `py_trees.decorators.Decorator`

Be positive, always succeed.

**update()**

Return the decorated child's status unless it is `FAILURE` in which case, return `SUCCESS`.

**Returns** the behaviour's new status *Status*

**Return type** *Status*

**class** `py_trees.decorators.Inverter` (*child*, *name*=<Name.AUTO\_GENERATED:  
'AUTO\_GENERATED'>)

Bases: `py_trees.decorators.Decorator`

A decorator that inverts the result of a class's update function.

**update()**

Flip `FAILURE` and `SUCCESS`

**Returns** the behaviour's new status *Status*

**Return type** *Status*

```
class py_trees.decorators.OneShot (child, name=<Name.AUTO_GENERATED:
    'AUTO_GENERATED'>, policy=<OneShotPolicy.ON_SUCCESSFUL_COMPLETION:
    [<Status.SUCCESS: 'SUCCESS'>]>)
```

Bases: *py\_trees.decorators.Decorator*

A decorator that implements the oneshot pattern.

This decorator ensures that the underlying child is ticked through to completion just once and while doing so, will return with the same status as it's child. Thereafter it will return with the final status of the underlying child.

Completion status is determined by the policy given on construction.

- With policy `ON_SUCCESSFUL_COMPLETION`, the oneshot will activate only when the underlying child returns `SUCCESS` (i.e. it permits retries).
- With policy `ON_COMPLETION`, the oneshot will activate when the child returns `SUCCESS` || `FAILURE`.

**See also:**

*py\_trees.idioms.oneshot()*

**terminate** (*new\_status*)

If returning `SUCCESS` for the first time, flag it so future ticks will block entry to the child.

**tick** ()

Select between decorator (single child) and behaviour (no children) style ticks depending on whether or not the underlying child has been ticked successfully to completion previously.

**update** ()

Bounce if the child has already successfully completed.

```
class py_trees.decorators.RunningIsFailure (child, name=<Name.AUTO_GENERATED:
    'AUTO_GENERATED'>)
```

Bases: *py\_trees.decorators.Decorator*

Got to be snappy! We want results... yesterday!

**update** ()

Return the decorated child's status unless it is `RUNNING` in which case, return `FAILURE`.

**Returns** the behaviour's new status *Status*

**Return type** *Status*

```
class py_trees.decorators.RunningIsSuccess (child, name=<Name.AUTO_GENERATED:
    'AUTO_GENERATED'>)
```

Bases: *py\_trees.decorators.Decorator*

Don't hang around...

**update** ()

Return the decorated child's status unless it is `RUNNING` in which case, return `SUCCESS`.

**Returns** the behaviour's new status *Status*

**Return type** *Status*

```
class py_trees.decorators.StatusToBlackboard (*, child, variable_name,
    name=<Name.AUTO_GENERATED:
    'AUTO_GENERATED'>)
```

Bases: *py\_trees.decorators.Decorator*

Reflect the status of the decorator's child to the blackboard.

**Parameters**

- **child** (*Behaviour*) – the child behaviour or subtree
- **variable\_name** (*str*) – name of the blackboard variable, may be nested, e.g. foo.status
- **name** (*str*) – the decorator name

**update** ()

Reflect the decorated child's status to the blackboard and return

Returns: the decorated child's status

```
class py_trees.decorators.SuccessIsFailure (child, name=<Name.AUTO_GENERATED:
                                         'AUTO_GENERATED'>)
```

Bases: *py\_trees.decorators.Decorator*

Be depressed, always fail.

**update** ()

Return the decorated child's status unless it is *SUCCESS* in which case, return *FAILURE*.

**Returns** the behaviour's new status *Status*

**Return type** *Status*

```
class py_trees.decorators.SuccessIsRunning (child, name=<Name.AUTO_GENERATED:
                                         'AUTO_GENERATED'>)
```

Bases: *py\_trees.decorators.Decorator*

It never ends...

**update** ()

Return the decorated child's status unless it is *SUCCESS* in which case, return *RUNNING*.

**Returns** the behaviour's new status *Status*

**Return type** *Status*

```
class py_trees.decorators.Timeout (child, name=<Name.AUTO_GENERATED:
                                         'AUTO_GENERATED'>, duration=5.0)
```

Bases: *py\_trees.decorators.Decorator*

A decorator that applies a timeout pattern to an existing behaviour. If the timeout is reached, the encapsulated behaviour's *stop* () method is called with status *FAILURE* otherwise it will simply directly tick and return with the same status as that of it's encapsulated behaviour.

**initialise** ()

Reset the feedback message and finish time on behaviour entry.

**update** ()

Terminate the child and return *FAILURE* if the timeout is exceeded.

## 14.9 py\_trees.display

Behaviour trees are significantly easier to design, monitor and debug with visualisations. Py Trees does provide minimal assistance to render trees to various simple output formats. Currently this includes dot graphs, strings or stdout.

```
py_trees.display.ascii_blackboard (key_filter=None, regex_filter=None, client_filter=None,
                                     keys_to_highlight=[], display_only_key_metadata=False,
                                     indent=0)
```

Graffiti your console with ascii art for your blackboard.

### Parameters

- **key\_filter** (`Union[Set[str], List[str], None]`) – filter on a set/list of blackboard keys
- **regex\_filter** (`Optional[str]`) – filter on a python regex str
- **client\_filter** (`Union[Set[UUID], List[UUID], None]`) – filter on a set/list of client uuids
- **keys\_to\_highlight** (`List[str]`) – list of keys to highlight
- **display\_only\_key\_metadata** (`bool`) – read/write access, ... instead of values
- **indent** (`int`) – the number of characters to indent the blackboard

**Return type** `str`

**Returns** a un-coded blackboard (i.e. in string form)

**See also:**

`py_trees.display.unicode_blackboard()`

---

**Note:** registered variables that have not yet been set are marked with a ‘-‘

---

`py_trees.display.ascii_symbols = {'space': ' ', 'left_arrow': '<-', 'right_arrow': '->'}`  
 Symbols for a non-unicode, non-escape sequence capable console.

`py_trees.display.ascii_tree(root, show_status=False, visited={}, previously_visited={}, indent=0)`  
 Graffiti your console with ascii art for your trees.

### Parameters

- **root** (*Behaviour*) – the root of the tree, or subtree you want to show
- **show\_status** (`bool`) – always show status and feedback message (i.e. for every element, not just those visited)
- **visited** (*dict*) – dictionary of (`uuid.UUID`) and status (*Status*) pairs for behaviours visited on the current tick
- **previously\_visited** (*dict*) – dictionary of behaviour id/status pairs from the previous tree tick
- **indent** (`int`) – the number of characters to indent the tree

**Returns** an ascii tree (i.e. in string form)

**Return type** `str`

**See also:**

`py_trees.display.xhtml_tree()`, `py_trees.display.unicode_tree()`

### Examples

Use the *SnapshotVisitor* and *BehaviourTree* to generate snapshot information at each tick and feed that to a post tick handler that will print the traversed ascii tree complete with status and feedback messages.

```
Sequence [*]
--> Action 1 [*] -- running
--> Action 2 [-]
--> Action 3 [-]
```

```
def post_tick_handler(snapshot_visitor, behaviour_tree):
    print(
        py_trees.display.unicode_tree(
            behaviour_tree.root,
            visited=snapshot_visitor.visited,
            previously_visited=snapshot_visitor.visited
        )
    )

root = py_trees.composites.Sequence("Sequence")
for action in ["Action 1", "Action 2", "Action 3"]:
    b = py_trees.behaviours.Count(
        name=action,
        fail_until=0,
        running_until=1,
        success_until=10)
    root.add_child(b)
behaviour_tree = py_trees.trees.BehaviourTree(root)
snapshot_visitor = py_trees.visitors.SnapshotVisitor()
behaviour_tree.add_post_tick_handler(
    functools.partial(post_tick_handler,
                      snapshot_visitor))
behaviour_tree.visitors.append(snapshot_visitor)
```

```
py_trees.display.dot_tree(root, visibility_level=<VisibilityLevel.DETAILED: 1>, collapse_decorators=False, with_blackboard_variables=False, with_qualified_names=False)
```

Paint your tree on a pydot graph.

**See also:**

`render_dot_tree()`.

### Parameters

- **root** (*Behaviour*) – the root of a tree, or subtree
- **visibility\_level** (*optional*) – collapse subtrees at or under this level
- **collapse\_decorators** (*optional*) – only show the decorator (not the child), defaults to False
- **with\_blackboard\_variables** (*optional*) – add nodes for the blackboard variables
- **with\_qualified\_names** (*optional*) – print the class information for each behaviour in each node, defaults to False

**Returns** graph

**Return type** pydot.Dot

## Examples

```
# convert the pydot graph to a string object
print("{}".format(py_trees.display.dot_graph(root).to_string()))
```

```
py_trees.display.render_dot_tree(root,
                                visibility_level=<VisibilityLevel.DETAILED:
                                1>,
                                collapse_decorators=False,
                                name=None,
                                target_directory='/home/docs/checkouts/readthedocs.org/user_builds/py-
                                trees/checkouts/release-1.3.x/doc',
                                with_blackboard_variables=False,
                                with_qualified_names=False)
```

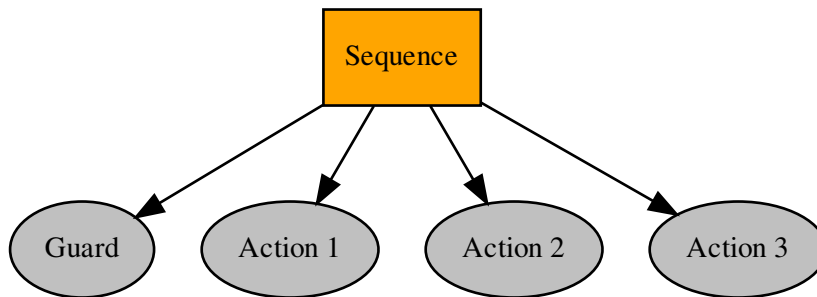
Render the dot tree to .dot, .svg, .png. files in the current working directory. These will be named with the root behaviour name.

### Parameters

- **root** (*Behaviour*) – the root of a tree, or subtree
- **visibility\_level** (*VisibilityLevel*) – collapse subtrees at or under this level
- **collapse\_decorators** (*bool*) – only show the decorator (not the child)
- **name** (*Optional[str]*) – name to use for the created files (defaults to the root behaviour name)
- **target\_directory** (*str*) – default is to use the current working directory, set this to redirect elsewhere
- **with\_blackboard\_variables** (*bool*) – add nodes for the blackboard variables
- **with\_qualified\_names** (*bool*) – print the class names of each behaviour in the dot node

### Example

Render a simple tree to dot/svg/png file:



```
root = py_trees.composites.Sequence("Sequence")
for job in ["Action 1", "Action 2", "Action 3"]:
    success_after_two = py_trees.behaviours.Count(name=job,
```

(continues on next page)

(continued from previous page)

```

root.add_child(success_after_two)
py_trees.display.render_dot_tree(root)

fail_until=0,
running_until=1,
success_until=10)

```

**Tip:** A good practice is to provide a command line argument for optional rendering of a program so users can quickly visualise what tree the program will execute.

```

py_trees.display.unicode_blackboard(key_filter=None, regex_filter=None,
client_filter=None, keys_to_highlight=[], display_only_key_metadata=False, indent=0)

```

Graffiti your console with unicode art for your blackboard.

#### Parameters

- **key\_filter** (Union[Set[str], List[str], None]) – filter on a set/list of blackboard keys
- **regex\_filter** (Optional[str]) – filter on a python regex str
- **client\_filter** (Union[Set[UUID], List[UUID], None]) – filter on a set/list of client uuids
- **keys\_to\_highlight** (List[str]) – list of keys to highlight
- **display\_only\_key\_metadata** (bool) – read/write access, ... instead of values
- **indent** (int) – the number of characters to indent the blackboard

**Return type** str

**Returns** a unicoded blackboard (i.e. in string form)

**See also:**

```
py_trees.display.ascii_blackboard()
```

**Note:** registered variables that have not yet been set are marked with a ‘-‘

```

py_trees.display.unicode_blackboard_activity_stream(activity_stream=None, indent=0)

```

Pretty print the blackboard stream to console.

#### Parameters

- **activity\_stream** (Optional[List[ActivityItem]]) – the log of activity, if None, get the entire activity stream
- **indent** (int) – the number of characters to indent the blackboard

```

py_trees.display.unicode_symbols = {'space': ' ', 'left_arrow': '←', 'right_arrow': '→'}

```

Symbols for a unicode, escape sequence capable console.

```

py_trees.display.unicode_tree(root, show_status=False, visited={}, previously_visited={}, indent=0)

```

Graffiti your console with unicode art for your trees.

#### Parameters

- **root** (*Behaviour*) – the root of the tree, or subtree you want to show
- **show\_status** (*bool*) – always show status and feedback message (i.e. for every element, not just those visited)
- **visited** (*dict*) – dictionary of (*uuid.UUID*) and status (*Status*) pairs for behaviours visited on the current tick
- **previously\_visited** (*dict*) – dictionary of behaviour id/status pairs from the previous tree tick
- **indent** (*int*) – the number of characters to indent the tree

**Returns** a unicode tree (i.e. in string form)

**Return type** *str*

**See also:**

*py\_trees.display.ascii\_tree()*, *py\_trees.display.xhtml\_tree()*

*py\_trees.display.xhtml\_symbols* = {'space': '<text>&#xa0;</text>', 'left\_arrow': '<text>&#x27e4;</text>'}  
Symbols for embedding in html.

*py\_trees.display.xhtml\_tree*(*root*, *show\_status=False*, *visited={}*, *previously\_visited={}*, *indent=0*)

Paint your tree on an xhtml snippet.

**Parameters**

- **root** (*Behaviour*) – the root of the tree, or subtree you want to show
- **show\_status** (*bool*) – always show status and feedback message (i.e. for every element, not just those visited)
- **visited** (*dict*) – dictionary of (*uuid.UUID*) and status (*Status*) pairs for behaviours visited on the current tick
- **previously\_visited** (*dict*) – dictionary of behaviour id/status pairs from the previous tree tick
- **indent** (*int*) – the number of characters to indent the tree

**Returns** an ascii tree (i.e. as a xhtml snippet)

**Return type** *str*

**See also:**

*py\_trees.display.ascii\_tree()*, *py\_trees.display.unicode\_tree()*

**Examples:**

```
import py_trees
a = py_trees.behaviours.Success()
b = py_trees.behaviours.Success()
c = c = py_trees.composites.Sequence(children=[a, b])
c.tick_once()

f = open('testies.html', 'w')
f.write('<html><head><title>Foo</title><body>')
f.write(py_trees.display.xhtml_tree(c, show_status=True))
f.write("</body></html>")
```

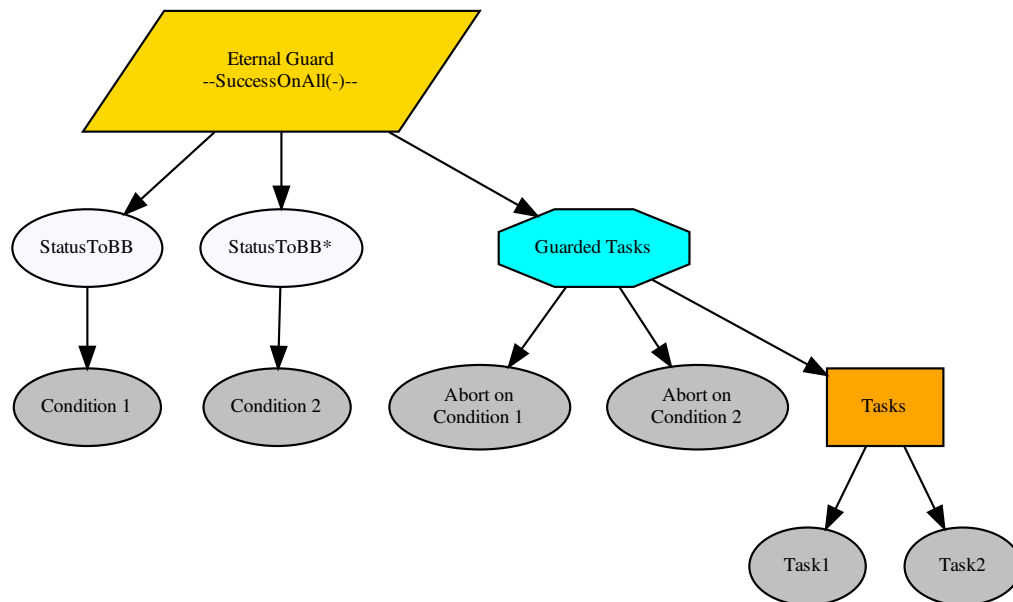


## 14.10 py\_trees.idioms

A library of subtree creators that build complex patterns of behaviours representing common behaviour tree idioms.

`py_trees.idioms.eternal_guard`(*subtree*, *name*='Eternal Guard', *conditions*=[], *blackboard\_variable\_prefix*=None)

The eternal guard idiom implements a stronger *guard* than the typical check at the beginning of a sequence of tasks. Here they guard continuously while the task sequence is being executed. While executing, if any of the guards should update with status `FAILURE`, then the task sequence is terminated.



### Parameters

- **subtree** (*Behaviour*) – behaviour(s) that actually do the work
- **name** (*str*) – the name to use on the root behaviour of the idiom subtree
- **conditions** (*List[Behaviour]*) – behaviours on which tasks are conditional
- **blackboard\_variable\_prefix** (*Optional[str]*) – applied to condition variable results stored on the blackboard (default: derived from the idiom name)

**Return type** *Behaviour*

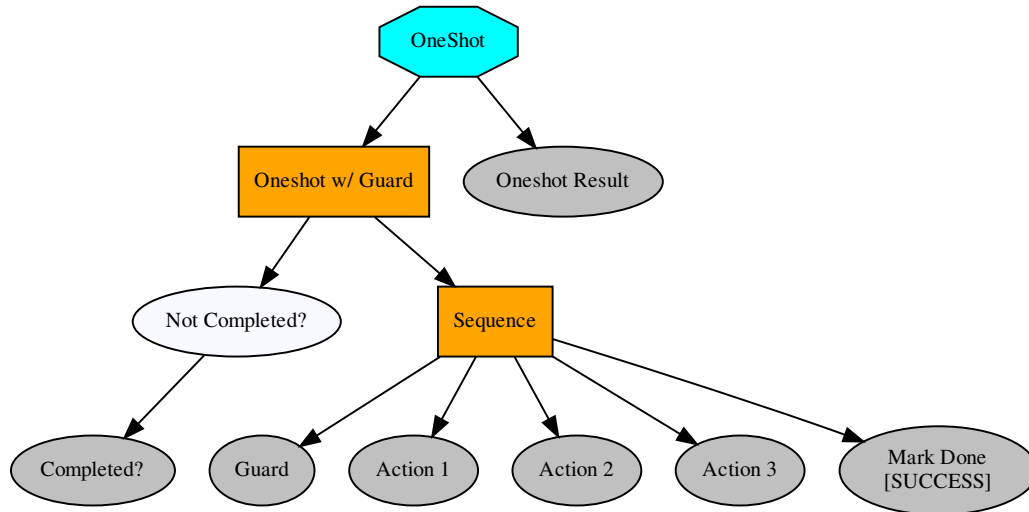
**Returns** the root of the idiom subtree

**See also:**

`py_trees.decorators.EternalGuard`

`py_trees.idioms.oneshot`(*behaviour*, *name*='Oneshot', *variable\_name*='oneshot', *policy*=`<OneShotPolicy.ON_SUCCESSFUL_COMPLETION: <Status.SUCCESS: 'SUCCESS'>>`)

Ensure that a particular pattern is executed through to completion just once. Thereafter it will just rebound with the completion status.




---

**Note:** Set the policy to configure the oneshot to keep trying if failing, or to abort further attempts regardless of whether it finished with status `FAILURE`.

---

### Parameters

- **behaviour** (*Behaviour*) – single behaviour or composited subtree to oneshot
- **name** (*str*) – the name to use for the oneshot root (selector)
- **variable\_name** (*str*) – name for the variable used on the blackboard, may be nested
- **policy** (*OneShotPolicy*) – execute just once regardless of success or failure, or keep trying if failing

**Returns** the root of the oneshot subtree

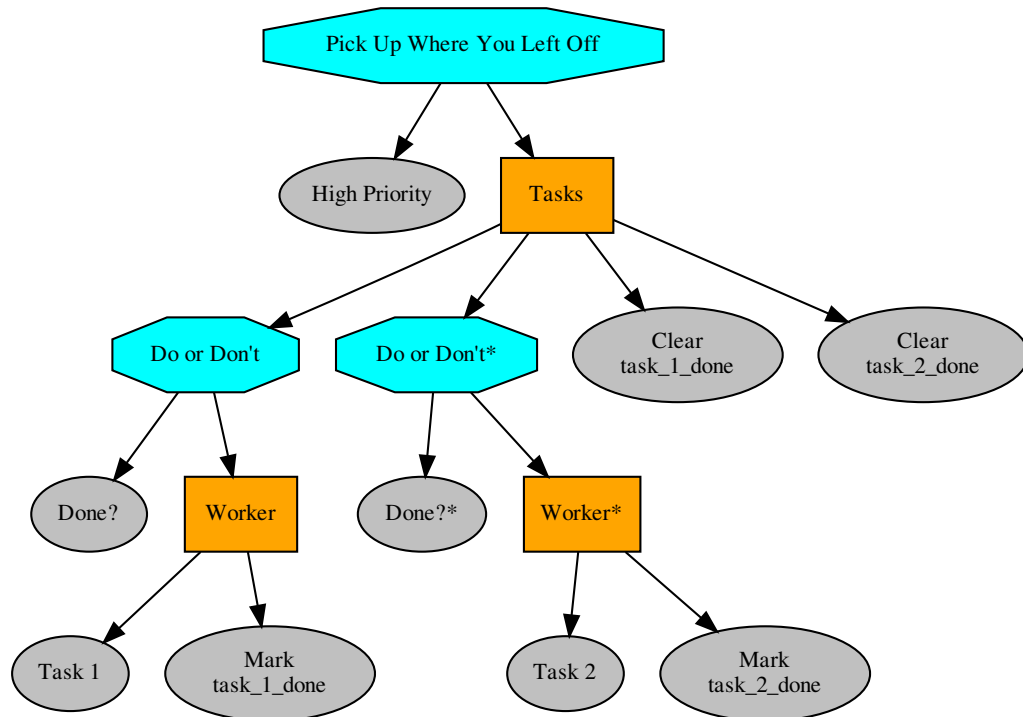
**Return type** *Behaviour*

### See also:

*py\_trees.decorators.OneShot*

`py_trees.idioms.pick_up_where_you_left_off` (*name='Pickup Where You Left Off Idiom', tasks=[]*)

Rudely interrupted while enjoying a sandwich, a caveman (just because they wore loincloths does not mean they were not civilised), picks up his club and fends off the sabre-tooth tiger invading his sanctum as if he were swatting away a gnat. Task accomplished, he returns to the joys of munching through the layers of his sandwich.




---

**Note:** There are alternative ways to accomplish this idiom with their pros and cons.

a) The tasks in the sequence could be replaced by a factory behaviour that dynamically checks the state of play and spins up the tasks required each time the task sequence is first entered and invalidates/deletes them when it is either finished or invalidated. That has the advantage of not requiring much of the blackboard machinery here, but disadvantage in not making visible the task sequence itself at all times (i.e. burying details under the hood).

b) A new composite which retains the index between initialisations can also achieve the same pattern with fewer blackboard shenanigans, but suffers from an increased logical complexity cost for your trees (each new composite increases decision making complexity ( $O(n!)$ )).

---

#### Parameters

- **name** (*str*) – the name to use for the task sequence behaviour
- **tasks** (*[Behaviour]*) – lists of tasks to be sequentially performed

**Returns** root of the generated subtree

**Return type** *Behaviour*

## 14.11 py\_trees.meta

Meta methods to create behaviours without needing to create the behaviours themselves.

`py_trees.meta.create_behaviour_from_function(func)`

Create a behaviour from the specified function, dropping it in for the Behaviour `update()` method. This function must include the `self` argument and return a `Status` value. It also automatically provides a drop-in for the `terminate()` method that clears the feedback message. Other methods are left untouched.

**Parameters** `func` (function) – a drop-in for the `update()` method

## 14.12 py\_trees.timers

Time related behaviours.

**class** `py_trees.timers.Timer` (*name='Timer', duration=5.0*)

Bases: `py_trees.behaviour.Behaviour`

Simple timer class that is *RUNNING* until the timer runs out, at which point it is *SUCCESS*. This can be used in a wide variety of situations - pause, duration, timeout depending on how it is wired into the tree (e.g. pause in a sequence, duration/timeout in a parallel).

The timer gets reset either upon entry (`initialise()`) if it hasn't already been set and gets cleared when it either runs out, or the behaviour is interrupted by a higher priority or parent cancelling it.

**Parameters**

- **name** (`str`) – name of the behaviour
- **duration** (`int`) – length of time to run (in seconds)

**Raises** `TypeError` – if the provided duration is not a real number

---

**Note:** This succeeds the first time the behaviour is ticked **after** the expected finishing time.

---



---

**Tip:** Use the `RunningIsFailure()` decorator if you need *FAILURE* until the timer finishes.

---

`__init__` (*name='Timer', duration=5.0*)

Initialize self. See `help(type(self))` for accurate signature.

`initialise()`

Store the expected finishing time.

`terminate` (*new\_status*)

Clear the expected finishing time.

`update()`

Check current time against the expected finishing time. If it is in excess, flip to *SUCCESS*.

## 14.13 py\_trees.trees

**class** `py_trees.trees.BehaviourTree` (*root*)

Bases: `object`

Grow, water, prune your behaviour tree with this, the default reference implementation. It features a few enhancements to provide richer logging, introspection and dynamic management of the tree itself:

- Pre and post tick handlers to execute code automatically before and after a tick

- Visitor access to the parts of the tree that were traversed in a tick
- Subtree pruning and insertion operations
- Continuous tick-tock support

**See also:**

The *py-trees-demo-tree-stewardship* program demonstrates the above features.

**Parameters** `root` (*Behaviour*) – root node of the tree

**Variables**

- `count` (`int`) – number of times the tree has been ticked.
- `root` (*Behaviour*) – root node of the tree
- `visitors` (`[visitors]`) – entities that visit traversed parts of the tree when it ticks
- `pre_tick_handlers` (`[func]`) – functions that run before the entire tree is ticked
- `post_tick_handlers` (`[func]`) – functions that run after the entire tree is ticked

**Raises** `TypeError` – if root variable is not an instance of *Behaviour*

**add\_post\_tick\_handler** (*handler*)

Add a function to execute after the tree has ticked. The function must have a single argument of type *BehaviourTree*.

Some ideas that are often used:

- logging
- modifications on the tree itself (e.g. closing down a plan)
- sending data to visualisation tools
- introspect the state of the tree to make and send reports

**Parameters** `handler` (`func`) – function

**add\_pre\_tick\_handler** (*handler*)

Add a function to execute before the tree is ticked. The function must have a single argument of type *BehaviourTree*.

Some ideas that are often used:

- logging (to file or stdout)
- modifications on the tree itself (e.g. starting a new plan)

**Parameters** `handler` (`func`) – function

**add\_visitor** (*visitor*)

Trees can run multiple visitors on each behaviour as they tick through a tree.

**Parameters** `visitor` (*VisitorBase*) – sub-classed instance of a visitor

**See also:**

*DebugVisitor, SnapshotVisitor, DisplaySnapshotVisitor*

**insert\_subtree** (*child*, *unique\_id*, *index*)

Insert a subtree as a child of the specified parent. If the parent is found, this directly calls the parent's `insert_child()` method using the child and index arguments.

**Parameters**

- **child** (*Behaviour*) – subtree to insert
- **unique\_id** (*uuid.UUID*) – unique id of the parent
- **index** (*int*) – insert the child at this index, pushing all children after it back one.

**Returns** success or failure (parent not found) of the operation

**Return type** `bool`

**Raises** `TypeError` – if the parent is not a *Composite*

---

**Todo:** Could use better, more informative error handling here. Especially if the insertion has its own error handling (e.g. index out of range). Could also use a different api that relies on the id of the sibling node it should be inserted before/after.

---

**interrupt** ()

Interrupt tick-tock if it is tick-tocking. Note that this will permit a currently executing tick to finish before interrupting the tick-tock.

**prune\_subtree** (*unique\_id*)

Prune a subtree given the unique id of the root of the subtree.

**Parameters** **unique\_id** (*uuid.UUID*) – unique id of the subtree root

**Returns** success or failure of the operation

**Return type** `bool`

**Raises** `RuntimeError` – if unique id is the behaviour tree's root node id

**replace\_subtree** (*unique\_id*, *subtree*)

Replace the subtree with the specified id for the new subtree. This is a common pattern where we'd like to swap out a whole sub-behaviour for another one.

**Parameters**

- **unique\_id** (*uuid.UUID*) – unique id of the parent
- **subtree** (*Behaviour*) – root behaviour of the subtree

**Raises** `AssertionError`: if unique id is the behaviour tree's root node id

**Returns** success or failure of the operation

**Return type** `bool`

**setup** (*timeout=<Duration.INFINITE: inf>*, *visitor=None*, *\*\*kwargs*)

Crawls across the tree calling `setup()` on each behaviour.

Visitors can optionally be provided to provide a node-by-node analysis on the result of each node's `setup()` before the next node's `setup()` is called. This is useful on trees with relatively long setup times to progressively report out on the current status of the operation.

**Parameters**

- **timeout** (*float*) – time (s) to wait (use `common.Duration.INFINITE` to block indefinitely)
- **visitor** (*VisitorBase*) – runnable entities on each node after it's setup
- **\*\*kwargs** (*dict*) – distribute arguments to this behaviour and in turn, all of it's children

#### Raises

- `Exception` – be ready to catch if any of the behaviours raise an exception
- `RuntimeError` – in case `setup()` times out

#### `shutdown()`

Crawls across the tree calling `shutdown()` on each behaviour.

**Raises** `Exception` – be ready to catch if any of the behaviours raise an exception

#### `tick(pre_tick_handler=None, post_tick_handler=None)`

Tick the tree just once and run any handlers before and after the tick. This optionally accepts some one-shot handlers (c.f. those added by `add_pre_tick_handler()` and `add_post_tick_handler()` which will be automatically run every time).

The handler functions must have a single argument of type `BehaviourTree`.

#### Parameters

- **pre\_tick\_handler** (*func*) – function to execute before ticking
- **post\_tick\_handler** (*func*) – function to execute after ticking

#### `tick_tock(period_ms, number_of_iterations=-1, pre_tick_handler=None, post_tick_handler=None)`

Tick continuously with period as specified. Depending on the implementation, the period may be more or less accurate and may drift in some cases (the default implementation here merely assumes zero time in tick and sleeps for this duration of time and consequently, will drift).

This optionally accepts some handlers that will be used for the duration of this tick tock (c.f. those added by `add_pre_tick_handler()` and `add_post_tick_handler()` which will be automatically run every time).

The handler functions must have a single argument of type `BehaviourTree`.

#### Parameters

- **period\_ms** (*float*) – sleep this much between ticks (milliseconds)
- **number\_of\_iterations** (*int*) – number of iterations to tick-tock
- **pre\_tick\_handler** (*func*) – function to execute before ticking
- **post\_tick\_handler** (*func*) – function to execute after ticking

#### `tip()`

Get the *tip* of the tree. This corresponds to the the deepest node that was running before the subtree traversal reversed direction and headed back to this node.

**Returns** child behaviour, itself or `None` if its status is `INVALID`

**Return type** `Behaviour` or `None`

#### See also:

`tip()`

`py_trees.trees.setup(root, timeout=<Duration.INFINITE: inf>, visitor=None, **kwargs)`

Crawls across a (sub)tree of behaviours calling `setup()` on each behaviour.

Visitors can optionally be provided to provide a node-by-node analysis on the result of each node's `setup()` before the next node's `setup()` is called. This is useful on trees with relatively long setup times to progressively report out on the current status of the operation.

#### Parameters

- **root** (*Behaviour*) – unmanaged (sub)tree root behaviour
- **timeout** (*float*) – time (s) to wait (use `common.Duration.INFINITE` to block indefinitely)
- **visitor** (*Optional[VisitorBase]*) – runnable entities on each node after it's setup
- **\*\*kwargs** – dictionary of arguments to distribute to all behaviours in the (sub) tree

#### Raises

- `Exception` – be ready to catch if any of the behaviours raise an exception
- `RuntimeError` – in case `setup()` times out

## 14.14 py\_trees.utilities

Assorted utility functions.

```
class py_trees.utilities.Process(*args, **kwargs)
```

Bases: `multiprocessing.context.Process`

```
run()
```

Method to be run in sub-process; can be overridden in sub-class

```
py_trees.utilities.get_fully_qualified_name(instance)
```

Get at the fully qualified name of an object, e.g. an instance of a *Sequence* becomes 'py\_trees.composites.Sequence'.

**Parameters** *instance* (*object*) – an instance of any class

**Returns** the fully qualified name

**Return type** `str`

```
py_trees.utilities.get_valid_filename(s)
```

Return the given string converted to a string that can be used for a clean filename (without extension). Remove leading and trailing spaces; convert other spaces and newlines to underscores; and remove anything that is not an alphanumeric, dash, underscore, or dot.

```
>>> utilities.get_valid_filename("john's portrait in 2004.jpg")
'johns_portrait_in_2004.jpg'
```

**Parameters** *program* (*str*) – string to convert to a valid filename

**Returns** a representation of the specified string as a valid filename

**Return type** `str`

```
py_trees.utilities.static_variables(**kwargs)
```

This is a decorator that can be used with python methods to attach initialised static variables to the method.



```
@static_variables (counter=0)
def foo():
    foo.counter += 1
    print("Counter: {}".format(foo.counter))
```

`py_trees.utilities.truncate` (*original*, *length*)

Provide an elided version of the string for which the last three characters are dots if the original string does not fit within the specified length.

**Parameters**

- **original** (*str*) – string to elide
- **length** (*int*) – constrain the elided string to this

**Return type** *str*

`py_trees.utilities.which` (*program*)

Wrapper around the command line ‘which’ program.

**Parameters** **program** (*str*) – name of the program to find.

**Returns** path to the program or None if it doesn't exist.

**Return type** *str*

## 14.15 py\_trees.visitors

Visitors are entities that can be passed to a tree implementation (e.g. *BehaviourTree*) and used to either visit each and every behaviour in the tree, or visit behaviours as the tree is traversed in an executing tick. At each behaviour, the visitor runs its own method on the behaviour to do as it wishes - logging, introspecting, etc.

**Warning:** Visitors should not modify the behaviours they visit.

**class** `py_trees.visitors.DebugVisitor`

Bases: `py_trees.visitors.VisitorBase`

Picks up and logs feedback messages and the behaviour's status. Logging is done with the behaviour's logger.

**run** (*behaviour*)

This method gets run as each behaviour is ticked. Override it to perform some activity - e.g. introspect the behaviour to store/process logging data for visualisations.

**Parameters** **behaviour** (*Behaviour*) – behaviour that is ticking

**class** `py_trees.visitors.DisplaySnapshotVisitor` (*display\_blackboard=False*, *display\_activity\_stream=False*)

Bases: `py_trees.visitors.SnapshotVisitor`

Visit the tree, capturing the visited path, its changes since the last tick and additionally print the snapshot to console.

**Parameters**

- **display\_blackboard** (*bool*) – print to the console the relevant part of the blackboard associated with behaviours on the visited path
- **display\_activity\_stream** (*bool*) – print to the console a log of the activity on the blackboard over the last tick

**finalise** ()

Override this method if any work needs to be performed after ticks (i.e. showing data).

**initialise** ()

Switch running to previously running and then reset all other variables. This should get called before a tree ticks.

**run** (*behaviour*)

This method gets run as each behaviour is ticked. Catch the id and status and store it. Additionally add it to the running list if it is *RUNNING*.

**Parameters** *behaviour* (*Behaviour*) – behaviour that is ticking

**class** `py_trees.visitors.SnapshotVisitor`

Bases: `py_trees.visitors.VisitorBase`

Visits the ticked part of a tree, checking off the status against the set of status results recorded in the previous tick. If there has been a change, it flags it. This is useful for determining when to trigger, e.g. logging.

#### Variables

- **changed** (*Bool*) – flagged if there is a difference in the visited path or *Status* of any behaviour on the path
- **visited** (*dict*) – dictionary of behaviour id (`uuid.UUID`) and status (*Status*) pairs from the current tick
- **previously\_visited** (*dict*) – dictionary of behaviour id (`uuid.UUID`) and status (*Status*) pairs from the previous tick
- **running\_nodes** (*[uuid.UUID]*) – list of id's for behaviours which were traversed in the current tick
- **previously\_running\_nodes** (*[uuid.UUID]*) – list of id's for behaviours which were traversed in the last tick

#### See also:

The `py-trees-demo-logging` program demonstrates use of this visitor to trigger logging of a tree serialisation.

**initialise** ()

Switch running to previously running and then reset all other variables. This should get called before a tree ticks.

**run** (*behaviour*)

This method gets run as each behaviour is ticked. Catch the id and status and store it. Additionally add it to the running list if it is *RUNNING*.

**Parameters** *behaviour* (*Behaviour*) – behaviour that is ticking

**class** `py_trees.visitors.VisitorBase` (*full=False*)

Bases: `object`

Parent template for visitor types.

Visitors are primarily designed to work with `BehaviourTree` but they can be used in the same way for other tree custodian implementations.

**Parameters** *full* (*bool*) – flag to indicate whether it should be used to visit only traversed nodes or the entire tree

**Variables** *full* (*bool*) – flag to indicate whether it should be used to visit only traversed nodes or the entire tree

**finalise ()**

Override this method if any work needs to be performed after ticks (i.e. showing data).

**initialise ()**

Override this method if any resetting of variables needs to be performed between ticks (i.e. visitations).

**run (*behaviour*)**

This method gets run as each behaviour is ticked. Override it to perform some activity - e.g. introspect the behaviour to store/process logging data for visualisations.

**Parameters** **behaviour** (*Behaviour*) – behaviour that is ticking



### 15.1 Forthcoming

- ...

### 15.2 1.3.3 (2019-10-15)

- [blackboard] client `Blackboard.unregister_key()` method

### 15.3 1.3.2 (2019-10-15)

- [blackboard] global `Blackboard.clear()` method

### 15.4 1.3.1 (2019-10-15)

- [blackboard] don't do any copying, just pass handles around, #239
- [blackboard] client `exists()` method, #238
- [blackboard] global `Blackboard.set()` method
- [blackboard] client `Blackboard.unset()` method, #239

### 15.5 1.3.x (2019-10-03)

#### Breaking API

- [decorators] updated `EternalGuard` to accommodate new blackboard variable tracking mechanisms

- [behaviours] blackboard behaviours decoupled - CheckBlackboardVariableExists, WaitForBlackboardVariable
- [behaviours] blackboard behaviours decoupled - CheckBlackboardVariableValue, WaitForBlackboardVariableValue
- [behaviours] blackboard behaviours dropped use of the largely redundant ClearingPolicy
- [visitors] collapsed SnapshotVisitor and WindsOfChangeVisitor functionality, #228

#### New Features

- [blackboard] read/write access configuration for clients on blackboard keys
- [blackboard] log the activity on the blackboard
- [display] dot graphs now have an option to display blackboard variables
- [display] unicode to console the entire blackboard key-value store
- [display] unicode to console the blackboard activity stream
- [visitors] new DisplaySnapshotVisitor to simplify collection/printing the tree to console, #228

#### Bugfixes

- [infra] only require test html reports on circle ci builds (saves a dependency requirement), #229

## 15.6 1.2.2 (2019-08-06)

- [trees] standalone setup() method with timer for use on unmanaged trees, #198
- [examples] fix api in skeleton\_tree.py, #199

## 15.7 1.2.1 (2019-05-21)

- [decorators] StatusToBlackboard reflects the status of it's child to the blackboard, #195
- [decorators] EternalGuard decorator that continuously guards a subtree (c.f. Unreal conditions), #195
- [idioms] eternal\_guard counterpart to the decorator whose conditions are behaviours, #195

## 15.8 1.2.x (2019-04-28)

#### Breaking API

- [trees] removes the curious looking and unused destroy() method, #193
- [display] ascii\_tree -> ascii\_tree/unicode\_tree(), no longer subverts the choice depending on your stdout, #192
- [display] dot\_graph -> dot\_tree for consistency with the text tree methods, #192

#### New Features

- [behaviour] shutdown() method to compliment setup(), #193
- [decorators] StatusToBlackboard reflects the status of it's child to the blackboard, #195
- [decorators] EternalGuard decorator that continuously guards a subtree (c.f. Unreal conditions), #195

- [display] `xhtml_tree` provides an xhtml compatible equivalent to the `ascii_tree` representation, #192
- [idioms] `eternal_guard` counterpart to the decorator whose conditions are behaviours, #195
- [trees] walks the tree calling `shutdown()` on each node in it's own `shutdown()` method, #193
- [visitors] get a `finalise()` method called immediately prior to post tick handlers, #191

## 15.9 1.1.0 (2019-03-19)

### Breaking API

- [display] `print_ascii_tree` -> `ascii_tree`, #178.
- [display] `generate_pydot_graph` -> `dot_graph`, #178.
- [trees] `tick_tock(sleep_ms, ..)` -> `tick_tock(period_ms, ...)`, #182.

### New Features

- [trees] add missing `add_visitor()` method
- [trees] flexible `setup()` for children via kwargs
- [trees] convenience method for ascii tree debugging
- [display] highlight the tip in ascii tree snapshots

### Bugfixes

- [trees] threaded timers for setup (avoids multiprocessing problems)
- [behaviour|composites] bugfix tip behaviour, add tests
- [display] correct first indent when non-zero in `ascii_tree`
- [display] apply same formatting to root as children in `ascii_tree`

## 15.10 1.0.7 (2019-xx-yy)

- [display] optional arguments for `generate_pydot_graph`

## 15.11 1.0.6 (2019-03-06)

- [decorators] fix missing root feedback message in ascii graphs

## 15.12 1.0.5 (2019-02-28)

- [decorators] fix timeout bug that doesn't respect a child's last tick

## 15.13 1.0.4 (2019-02-26)

- [display] drop spline curves, it's buggy with `graphviz 2.38`

## 15.14 1.0.3 (2019-02-13)

- [visitors] winds of change visitor and logging demo

## 15.15 1.0.2 (2019-02-13)

- [console] fallbacks for unicode chars when (UTF-8) encoding cannot support them

## 15.16 1.0.1 (2018-02-12)

- [trees] don't use multiprocessing on setup if not using timeouts

## 15.17 1.0.0 (2019-01-18)

### Breaking API

- [behaviour] setup() no longer returns a boolean, catch exceptions instead, #143.
- [behaviour] setup() no longer takes timeouts, responsibility moved to BehaviourTree, #148.
- [decorators] new-style decorators found in py\_trees.decorators
- [decorators] new-style decorators stop their running child on completion (SUCCESS||FAILURE)
- [decorators] old-style decorators in py\_trees.meta deprecated

### New Features

- [blackboard] added a method for clearing the entire blackboard (useful for tests)
- [composites] raise TypeError when children's setup methods don't return a bool (common mistake)
- [composites] new parallel policies, SuccessOnAll, SuccessOnSelected
- [decorators] oneshot policies for activating on completion or *successful* completion only
- [meta] behaviours from functions can now automagically generate names

## 15.18 0.8.x (2018-10-18)

### Breaking API

- Lower level namespace types no longer exist (PR117), e.g. `py_trees.Status` -> `py_trees.common.Status`
- Python2 support dropped

### New Features

- [idioms] 'Pick Up Where You Left Off'
- [idioms] 'OneShot'



## 15.19 0.8.0 (2018-10-18)

- [infra] shortcuts to types in `__init__.py` removed (PR117)
- [bugfix] python3 rosdeps
- [idioms] `pick_up_where_you_left_off` added

## 15.20 0.7.5 (2018-10-10)

- [idioms] `oneshot` added
- [bugfix] properly `set/reset` parents when replacing/removing children in composites

## 15.21 0.7.0 (2018-09-27)

- [announce] python3 only support from this point forward
- [announce] now compatible for ros2 projects

## 15.22 0.6.5 (2018-09-19)

- [bugfix] pick up missing feedback messages in inverters
- [bugfix] eliminate costly/spammy blackboard variable check feedback message

## 15.23 0.6.4 (2018-09-19)

- [bugfix] replace awkward newlines with spaces in ascii trees

## 15.24 0.6.3 (2018-09-04)

- [bugfix] don't send the `parallel`'s status to running children, invalidate them instead

## 15.25 0.6.2 (2018-08-31)

- [bugfix] `oneshot` now reacts to priority interrupts correctly

## 15.26 0.6.1 (2018-08-20)

- [bugfix] `oneshot` no longer permanently modifies the original class

## 15.27 0.6.0 (2018-05-15)

- [infra] python 2/3 compatibility

## 15.28 0.5.10 (2017-06-17)

- [meta] add children monkeypatching for composite imposters
- [blackboard] check for nested variables in WaitForBlackboard

## 15.29 0.5.9 (2017-03-25)

- [docs] bugfix image links and rewrite the motivation

## 15.30 0.5.8 (2017-03-19)

- [infra] setup.py tests\_require, not test\_require

## 15.31 0.5.7 (2017-03-01)

- [infra] update maintainer email

## 15.32 0.5.5 (2017-03-01)

- [docs] many minor doc updates
- [meta] bugfix so that imposter now ticks over composite children
- [trees] method for getting the tip of the tree
- [programs] py-trees-render program added

## 15.33 0.5.4 (2017-02-22)

- [infra] handle pypi/catkin conflicts with install\_requires

## 15.34 0.5.2 (2017-02-22)

- [docs] disable colour when building
- [docs] sidebar headings
- [docs] dont require project installation

## 15.35 0.5.1 (2017-02-21)

- [infra] pypi package enabled

## 15.36 0.5.0 (2017-02-21)

- [ros] components moved to py\_trees\_ros
- [timeout] bugfix to ensure timeout decorator initialises properly
- [docs] rolled over with napolean style
- [docs] sphinx documentation updated
- [imposter] make sure tip() drills down into composites
- [demos] re-organised into modules

## 15.37 0.4.0 (2017-01-13)

- [trees] add pre/post handlers after setup, just in case setup fails
- [introspection] do parent lookups so you can crawl back up a tree
- [blackboard] permit init of subscriber2blackboard behaviours
- [blackboard] watchers
- [timers] better feedback messages
- [imposter] ensure stop() directly calls the composited behaviour

## 15.38 0.3.0 (2016-08-25)

- `failure_is_running` decorator (meta).

## 15.39 0.2.0 (2016-06-01)

- do terminate properly amongst relevant classes
- blackboxes
- chooser variant of selectors
- bugfix the decorators
- blackboard updates on change only
- improved dot graph creation
- many bugfixes to composites
- subscriber behaviours
- timer behaviours

## 15.40 0.1.2 (2015-11-16)

- one shot sequences
- abort() renamed more appropriately to stop()

## 15.41 0.1.1 (2015-10-10)

- lots of bugfixing stabilising py\_trees for the spain field test
- complement decorator for behaviours
- dot tree views
- ascii tree and tick views
- use generators and visitors to more efficiently walk/introspect trees
- a first implementation of behaviour trees in python

## CHAPTER 16

---

### Indices and tables

---

- `genindex`
- `modindex`
- `search`



**p**

py\_trees, 89  
py\_trees.behaviour, 89  
py\_trees.behaviours, 93  
py\_trees.blackboard, 98  
py\_trees.common, 111  
py\_trees.composites, 113  
py\_trees.console, 120  
py\_trees.decorators, 121  
py\_trees.demos.action, 45  
py\_trees.demos.blackboard, 52  
py\_trees.demos.context\_switching, 57  
py\_trees.demos.dot\_graphs, 62  
py\_trees.demos.lifecycle, 49  
py\_trees.demos.logging, 65  
py\_trees.demos.pick\_up\_where\_you\_left\_off,  
    81  
py\_trees.demos.selector, 70  
py\_trees.demos.sequence, 72  
py\_trees.demos.stewardship, 75  
py\_trees.display, 127  
py\_trees.idioms, 133  
py\_trees.meta, 135  
py\_trees.programs.render, 87  
py\_trees.timers, 136  
py\_trees.trees, 136  
py\_trees.utilities, 140  
py\_trees.visitors, 141





## Symbols

- `__getattr__()` (*py\_trees.blackboard.BlackboardClient* method), 107  
`__init__()` (*py\_trees.blackboard.ActivityItem* method), 99  
`__init__()` (*py\_trees.blackboard.ActivityStream* method), 100  
`__init__()` (*py\_trees.blackboard.BlackboardClient* method), 109  
`__init__()` (*py\_trees.blackboard.KeyMetaData* method), 110  
`__init__()` (*py\_trees.blackboard.SubBlackboard* method), 111  
`__init__()` (*py\_trees.composites.Chooser* method), 114  
`__init__()` (*py\_trees.composites.Composite* method), 114  
`__init__()` (*py\_trees.composites.Parallel* method), 117  
`__init__()` (*py\_trees.composites.Selector* method), 118  
`__init__()` (*py\_trees.composites.Sequence* method), 119  
`__init__()` (*py\_trees.demos.action.Action* method), 45  
`__init__()` (*py\_trees.demos.blackboard.BlackboardWriter* method), 53  
`__init__()` (*py\_trees.demos.blackboard.Nested* method), 53  
`__init__()` (*py\_trees.demos.context\_switching.ContextSwitcher* method), 58  
`__init__()` (*py\_trees.demos.lifecycle.Counter* method), 49  
`__init__()` (*py\_trees.demos.stewardship.Finisher* method), 76  
`__init__()` (*py\_trees.demos.stewardship.PeriodicSuccess* method), 77  
`__init__()` (*py\_trees.demos.stewardship.SuccessEveryN* method), 77  
`__init__()` (*py\_trees.timers.Timer* method), 136  
`__repr__()` (*py\_trees.composites.Selector* method), 118  
`__setattr__()` (*py\_trees.blackboard.BlackboardClient* method), 109  
`__str__()` (*py\_trees.blackboard.BlackboardClient* method), 109  
`__str__()` (*py\_trees.blackboard.SubBlackboard* method), 111  
`__str__()` (*py\_trees.demos.blackboard.Nested* method), 53  
`__weakref__` (*py\_trees.blackboard.ActivityItem* attribute), 99  
`__weakref__` (*py\_trees.blackboard.ActivityStream* attribute), 100  
`__weakref__` (*py\_trees.blackboard.Blackboard* attribute), 101  
`__weakref__` (*py\_trees.blackboard.BlackboardClient* attribute), 109  
`__weakref__` (*py\_trees.blackboard.KeyMetaData* attribute), 110  
`__weakref__` (*py\_trees.blackboard.SubBlackboard* attribute), 111  
`__weakref__` (*py\_trees.demos.blackboard.Nested* attribute), 53
- ## A
- ACCESS\_DENIED (*py\_trees.blackboard.ActivityType* attribute), 100  
ACCESS\_GRANTED (*py\_trees.blackboard.ActivityType* attribute), 100  
Action (class in *py\_trees.demos.action*), 45  
ActivityItem (class in *py\_trees.blackboard*), 99  
ActivityStream (class in *py\_trees.blackboard*), 100  
ActivityType (class in *py\_trees.blackboard*), 100  
add\_child() (*py\_trees.composites.Composite* method), 114  
add\_children() (*py\_trees.composites.Composite* method), 115

add\_post\_tick\_handler() (py\_trees.trees.BehaviourTree method), 137  
 add\_pre\_tick\_handler() (py\_trees.trees.BehaviourTree method), 137  
 add\_visitor() (py\_trees.trees.BehaviourTree method), 137  
 ALL (py\_trees.common.VisibilityLevel attribute), 112  
 ascii\_blackboard() (in module py\_trees.display), 127  
 ascii\_symbols (in module py\_trees.display), 128  
 ascii\_tree() (in module py\_trees.display), 128  
 AUTO\_GENERATED (py\_trees.common.Name attribute), 112

## B

Behaviour (class in py\_trees.behaviour), 89  
 BehaviourTree (class in py\_trees.trees), 136  
 BIG\_PICTURE (py\_trees.common.BlackBoxLevel attribute), 111  
 BIG\_PICTURE (py\_trees.common.VisibilityLevel attribute), 112  
 Blackboard (class in py\_trees.blackboard), 100  
 BlackboardClient (class in py\_trees.blackboard), 102  
 BlackboardWriter (class in py\_trees.demos.blackboard), 53  
 BlackBoxLevel (class in py\_trees.common), 111  
 block, 41  
 blocking, 41

## C

CheckBlackboardVariableExists (class in py\_trees.behaviours), 93  
 CheckBlackboardVariableValue (class in py\_trees.behaviours), 94  
 Chooser (class in py\_trees.composites), 113  
 clear() (py\_trees.blackboard.ActivityStream method), 100  
 clear() (py\_trees.blackboard.Blackboard static method), 101  
 ClearingPolicy (class in py\_trees.common), 111  
 colours (in module py\_trees.console), 120  
 COMPONENT (py\_trees.common.BlackBoxLevel attribute), 111  
 COMPONENT (py\_trees.common.VisibilityLevel attribute), 112  
 Composite (class in py\_trees.composites), 114  
 Condition (class in py\_trees.decorators), 123  
 console\_has\_colours() (in module py\_trees.console), 120  
 ContextSwitch (class in py\_trees.demos.context\_switching), 58  
 Count (class in py\_trees.behaviours), 94  
 Counter (class in py\_trees.demos.lifecycle), 49

create\_behaviour\_from\_function() (in module py\_trees.meta), 135  
 current\_child (py\_trees.composites.Parallel attribute), 117  
 current\_child (py\_trees.composites.Sequence attribute), 119

## D

data gathering, 41  
 DebugVisitor (class in py\_trees.visitors), 141  
 Decorator (class in py\_trees.decorators), 123  
 define\_symbol\_or\_fallback() (in module py\_trees.console), 120  
 DETAIL (py\_trees.common.BlackBoxLevel attribute), 111  
 DETAIL (py\_trees.common.VisibilityLevel attribute), 113  
 disable\_activity\_stream() (py\_trees.blackboard.Blackboard static method), 101  
 DisplaySnapshotVisitor (class in py\_trees.visitors), 141  
 dot\_tree() (in module py\_trees.display), 129  
 Dummy (class in py\_trees.behaviours), 95  
 Duration (class in py\_trees.common), 112

## E

enable\_activity\_stream() (py\_trees.blackboard.Blackboard static method), 101  
 eternal\_guard() (in module py\_trees.idioms), 133  
 EternalGuard (class in py\_trees.decorators), 124  
 exists() (py\_trees.blackboard.BlackboardClient method), 109

## F

Failure (class in py\_trees.behaviours), 95  
 FAILURE (py\_trees.common.Status attribute), 112  
 FailureIsRunning (class in py\_trees.decorators), 125  
 FailureIsSuccess (class in py\_trees.decorators), 125  
 finalise() (py\_trees.visitors.DisplaySnapshotVisitor method), 141  
 finalise() (py\_trees.visitors.VisitorBase method), 142  
 Finisher (class in py\_trees.demos.stewardship), 76  
 flying spaghetti monster, 41  
 fsm, 41

## G

get() (py\_trees.blackboard.Blackboard static method), 101  
 get() (py\_trees.blackboard.BlackboardClient method), 109

get\_fully\_qualified\_name() (in module *py\_trees.utilities*), 140  
 get\_valid\_filename() (in module *py\_trees.utilities*), 140  
 guard, 41

## H

has\_colours (in module *py\_trees.console*), 120  
 has\_parent\_with\_instance\_type() (*py\_trees.behaviour.Behaviour* method), 90  
 has\_parent\_with\_name() (*py\_trees.behaviour.Behaviour* method), 90  
 has\_unicode() (in module *py\_trees.console*), 120

## I

INFINITE (*py\_trees.common.Duration* attribute), 112  
 initialise() (*py\_trees.behaviour.Behaviour* method), 90  
 initialise() (*py\_trees.decorators.Timeout* method), 127  
 initialise() (*py\_trees.demos.action.Action* method), 45  
 initialise() (*py\_trees.demos.context\_switching.ContextSwitcher* method), 58  
 initialise() (*py\_trees.demos.lifecycle.Counter* method), 49  
 initialise() (*py\_trees.timers.Timer* method), 136  
 initialise() (*py\_trees.visitors.DisplaySnapshotVisitor* method), 142  
 initialise() (*py\_trees.visitors.SnapshotVisitor* method), 142  
 initialise() (*py\_trees.visitors.VisitorBase* method), 143  
 INITIALISED (*py\_trees.blackboard.ActivityType* attribute), 100  
 insert\_child() (*py\_trees.composites.Composite* method), 115  
 insert\_subtree() (*py\_trees.trees.BehaviourTree* method), 137  
 interrupt() (*py\_trees.trees.BehaviourTree* method), 138  
 INVALID (*py\_trees.common.Status* attribute), 112  
 Inverter (class in *py\_trees.decorators*), 125  
 iterate() (*py\_trees.behaviour.Behaviour* method), 90

## K

KeyMetaData (class in *py\_trees.blackboard*), 110  
 keys() (*py\_trees.blackboard.Blackboard* static method), 101  
 keys\_filtered\_by\_clients() (*py\_trees.blackboard.Blackboard* static method), 101  
 keys\_filtered\_by\_regex() (*py\_trees.blackboard.Blackboard* static method), 101

## L

logdebug() (in module *py\_trees.console*), 120  
 logerror() (in module *py\_trees.console*), 121  
 logfatal() (in module *py\_trees.console*), 121  
 logger() (in module *py\_trees.demos.logging*), 66  
 loginfo() (in module *py\_trees.console*), 121  
 logwarn() (in module *py\_trees.console*), 121

## M

main() (in module *py\_trees.demos.action*), 46  
 main() (in module *py\_trees.demos.blackboard*), 54  
 main() (in module *py\_trees.demos.context\_switching*), 58  
 main() (in module *py\_trees.demos.dot\_graphs*), 62  
 main() (in module *py\_trees.demos.lifecycle*), 50  
 main() (in module *py\_trees.demos.logging*), 66  
 main() (in module *py\_trees.demos.pick\_up\_where\_you\_left\_off*), 82  
 main() (in module *py\_trees.demos.selector*), 70  
 main() (in module *py\_trees.demos.sequence*), 73  
 main() (in module *py\_trees.demos.stewardship*), 78

## N

Name (class in *py\_trees.common*), 112  
 Nested (class in *py\_trees.demos.blackboard*), 53  
 NEVER (*py\_trees.common.ClearingPolicy* attribute), 111  
 NO\_KEY (*py\_trees.blackboard.ActivityType* attribute), 100  
 NO\_OVERWRITE (*py\_trees.blackboard.ActivityType* attribute), 100  
 NOT\_A\_BLACKBOX (*py\_trees.common.BlackBoxLevel* attribute), 111

## O

ON\_INITIALISE (*py\_trees.common.ClearingPolicy* attribute), 111  
 ON\_SUCCESS (*py\_trees.common.ClearingPolicy* attribute), 111  
 OneShot (class in *py\_trees.decorators*), 126  
 oneshot() (in module *py\_trees.idioms*), 133

## P

Parallel (class in *py\_trees.composites*), 116  
 ParallelPolicy (class in *py\_trees.common*), 112  
 ParallelPolicy.SuccessOnAll (class in *py\_trees.common*), 112  
 ParallelPolicy.SuccessOnOne (class in *py\_trees.common*), 112  
 ParallelPolicy.SuccessOnSelected (class in *py\_trees.common*), 112

- Periodic (class in *py\_trees.behaviours*), 95  
 PeriodicSuccess (class in *py\_trees.demos.stewardship*), 77  
 pick\_up\_where\_you\_left\_off() (in module *py\_trees.idioms*), 134  
 planning() (in module *py\_trees.demos.action*), 46  
 post\_tick\_handler() (in module *py\_trees.demos.pick\_up\_where\_you\_left\_off*), 82  
 pre\_tick\_handler() (in module *py\_trees.demos.pick\_up\_where\_you\_left\_off*), 82  
 prepend\_child() (*py\_trees.composites.Composite* method), 115  
 Process (class in *py\_trees.utilities*), 140  
 prune\_subtree() (*py\_trees.trees.BehaviourTree* method), 138  
 push() (*py\_trees.blackboard.ActivityStream* method), 100  
 py\_trees (module), 89  
 py\_trees.behaviour (module), 89  
 py\_trees.behaviours (module), 93  
 py\_trees.blackboard (module), 98  
 py\_trees.common (module), 111  
 py\_trees.composites (module), 113  
 py\_trees.console (module), 120  
 py\_trees.decorators (module), 121  
 py\_trees.demos.action (module), 45  
 py\_trees.demos.blackboard (module), 52  
 py\_trees.demos.context\_switching (module), 57  
 py\_trees.demos.dot\_graphs (module), 62  
 py\_trees.demos.lifecycle (module), 49  
 py\_trees.demos.logging (module), 65  
 py\_trees.demos.pick\_up\_where\_you\_left\_off (module), 81  
 py\_trees.demos.selector (module), 70  
 py\_trees.demos.sequence (module), 72  
 py\_trees.demos.stewardship (module), 75  
 py\_trees.display (module), 127  
 py\_trees.idioms (module), 133  
 py\_trees.meta (module), 135  
 py\_trees.programs.render (module), 87  
 py\_trees.timers (module), 136  
 py\_trees.trees (module), 136  
 py\_trees.utilities (module), 140  
 py\_trees.visitors (module), 141
- R**
- READ (*py\_trees.blackboard.ActivityType* attribute), 100  
 read\_single\_keypress() (in module *py\_trees.console*), 121  
 register\_key() (*py\_trees.blackboard.BlackboardClient* method), 109  
 remove\_all\_children() (*py\_trees.composites.Composite* method), 115  
 remove\_child() (*py\_trees.composites.Composite* method), 115  
 remove\_child\_by\_id() (*py\_trees.composites.Composite* method), 115  
 render\_dot\_tree() (in module *py\_trees.display*), 130  
 replace\_child() (*py\_trees.composites.Composite* method), 115  
 replace\_subtree() (*py\_trees.trees.BehaviourTree* method), 138  
 run() (*py\_trees.utilities.Process* method), 140  
 run() (*py\_trees.visitors.DebugVisitor* method), 141  
 run() (*py\_trees.visitors.DisplaySnapshotVisitor* method), 142  
 run() (*py\_trees.visitors.SnapshotVisitor* method), 142  
 run() (*py\_trees.visitors.VisitorBase* method), 143  
 Running (class in *py\_trees.behaviours*), 96  
 RUNNING (*py\_trees.common.Status* attribute), 112  
 RunningIsFailure (class in *py\_trees.decorators*), 126  
 RunningIsSuccess (class in *py\_trees.decorators*), 126
- S**
- Selector (class in *py\_trees.composites*), 117  
 Sequence (class in *py\_trees.composites*), 119  
 set() (*py\_trees.blackboard.Blackboard* static method), 102  
 set() (*py\_trees.blackboard.BlackboardClient* method), 110  
 SetBlackboardVariable (class in *py\_trees.behaviours*), 96  
 setup() (in module *py\_trees.trees*), 139  
 setup() (*py\_trees.behaviour.Behaviour* method), 90  
 setup() (*py\_trees.composites.Parallel* method), 117  
 setup() (*py\_trees.demos.action.Action* method), 45  
 setup() (*py\_trees.demos.lifecycle.Counter* method), 50  
 setup() (*py\_trees.trees.BehaviourTree* method), 138  
 setup\_with\_descendants() (*py\_trees.behaviour.Behaviour* method), 91  
 shutdown() (*py\_trees.behaviour.Behaviour* method), 91  
 shutdown() (*py\_trees.trees.BehaviourTree* method), 139  
 SnapshotVisitor (class in *py\_trees.visitors*), 142  
 static\_variables() (in module *py\_trees.utilities*), 140  
 Status (class in *py\_trees.common*), 112

- StatusToBlackboard (class in *py\_trees.decorators*), 126
- stop() (*py\_trees.behaviour.Behaviour* method), 91
- stop() (*py\_trees.composites.Composite* method), 115
- stop() (*py\_trees.composites.Parallel* method), 117
- stop() (*py\_trees.composites.Selector* method), 118
- stop() (*py\_trees.composites.Sequence* method), 119
- stop() (*py\_trees.decorators.Decorator* method), 123
- string\_to\_visibility\_level() (*py\_trees.common* method), 113
- SubBlackboard (class in *py\_trees.blackboard*), 111
- Success (class in *py\_trees.behaviours*), 96
- SUCCESS (*py\_trees.common.Status* attribute), 112
- SuccessEveryN (class in *py\_trees.behaviours*), 96
- SuccessEveryN (class in *py\_trees.demos.stewardship*), 77
- SuccessIsFailure (class in *py\_trees.decorators*), 127
- SuccessIsRunning (class in *py\_trees.decorators*), 127
- ## T
- terminate() (*py\_trees.behaviour.Behaviour* method), 91
- terminate() (*py\_trees.behaviours.Count* method), 94
- terminate() (*py\_trees.decorators.OneShot* method), 126
- terminate() (*py\_trees.demos.action.Action* method), 45
- terminate() (*py\_trees.demos.context\_switching.ContextSwitch* method), 58
- terminate() (*py\_trees.demos.lifecycle.Counter* method), 50
- terminate() (*py\_trees.timers.Timer* method), 136
- tick, **41**
- tick() (*py\_trees.behaviour.Behaviour* method), 92
- tick() (*py\_trees.composites.Chooser* method), 114
- tick() (*py\_trees.composites.Parallel* method), 117
- tick() (*py\_trees.composites.Selector* method), 118
- tick() (*py\_trees.composites.Sequence* method), 120
- tick() (*py\_trees.decorators.Decorator* method), 123
- tick() (*py\_trees.decorators.EternalGuard* method), 125
- tick() (*py\_trees.decorators.OneShot* method), 126
- tick() (*py\_trees.trees.BehaviourTree* method), 139
- tick\_once() (*py\_trees.behaviour.Behaviour* method), 92
- tick\_tock() (*py\_trees.trees.BehaviourTree* method), 139
- ticking, **41**
- ticks, **41**
- Timeout (class in *py\_trees.decorators*), 127
- Timer (class in *py\_trees.timers*), 136
- tip() (*py\_trees.behaviour.Behaviour* method), 92
- tip() (*py\_trees.composites.Composite* method), 116
- tip() (*py\_trees.decorators.Decorator* method), 124
- tip() (*py\_trees.trees.BehaviourTree* method), 139
- truncate() (in module *py\_trees.utilities*), 141
- ## U
- unicode\_blackboard() (in module *py\_trees.display*), 131
- unicode\_blackboard\_activity\_stream() (in module *py\_trees.display*), 131
- unicode\_symbols (in module *py\_trees.display*), 131
- unicode\_tree() (in module *py\_trees.display*), 131
- unregister() (*py\_trees.blackboard.BlackboardClient* method), 110
- unregister\_all\_keys() (*py\_trees.blackboard.BlackboardClient* method), 110
- unregister\_key() (*py\_trees.blackboard.BlackboardClient* method), 110
- UNSET (*py\_trees.blackboard.ActivityType* attribute), 100
- unset() (*py\_trees.blackboard.Blackboard* static method), 102
- unset() (*py\_trees.blackboard.BlackboardClient* method), 110
- UnsetBlackboardVariable (class in *py\_trees.behaviours*), 97
- UNTIL\_THE\_BATTLE\_OF\_ALFREDO (*py\_trees.common.Duration* attribute), 112
- update() (*py\_trees.behaviour.Behaviour* method), 92
- update() (*py\_trees.behaviours.CheckBlackboardVariableExists* method), 93
- update() (*py\_trees.behaviours.CheckBlackboardVariableValue* method), 94
- update() (*py\_trees.behaviours.Count* method), 95
- update() (*py\_trees.behaviours.Periodic* method), 96
- update() (*py\_trees.behaviours.SetBlackboardVariable* method), 96
- update() (*py\_trees.behaviours.SuccessEveryN* method), 97
- update() (*py\_trees.behaviours.UnsetBlackboardVariable* method), 97
- update() (*py\_trees.behaviours.WaitForBlackboardVariable* method), 97
- update() (*py\_trees.behaviours.WaitForBlackboardVariableValue* method), 98
- update() (*py\_trees.blackboard.SubBlackboard* method), 111
- update() (*py\_trees.decorators.Condition* method), 123
- update() (*py\_trees.decorators.EternalGuard* method), 125
- update() (*py\_trees.decorators.FailureIsRunning* method), 125
- update() (*py\_trees.decorators.FailureIsSuccess* method), 125

`update()` (*py\_trees.decorators.Inverter method*), 125  
`update()` (*py\_trees.decorators.OneShot method*), 126  
`update()` (*py\_trees.decorators.RunningIsFailure method*), 126  
`update()` (*py\_trees.decorators.RunningIsSuccess method*), 126  
`update()` (*py\_trees.decorators.StatusToBlackboard method*), 127  
`update()` (*py\_trees.decorators.SuccessIsFailure method*), 127  
`update()` (*py\_trees.decorators.SuccessIsRunning method*), 127  
`update()` (*py\_trees.decorators.Timeout method*), 127  
`update()` (*py\_trees.demos.action.Action method*), 46  
`update()` (*py\_trees.demos.blackboard.BlackboardWriter method*), 53  
`update()` (*py\_trees.demos.context\_switching.ContextSwitch method*), 58  
`update()` (*py\_trees.demos.lifecycle.Counter method*), 50  
`update()` (*py\_trees.demos.stewardship.Finisher method*), 76  
`update()` (*py\_trees.demos.stewardship.PeriodicSuccess method*), 77  
`update()` (*py\_trees.demos.stewardship.SuccessEveryN method*), 77  
`update()` (*py\_trees.timers.Timer method*), 136

## V

`validate_policy_configuration()`  
(*py\_trees.composites.Parallel method*), 117  
`verbose_info_string()`  
(*py\_trees.behaviour.Behaviour method*), 93  
`verbose_info_string()`  
(*py\_trees.composites.Parallel method*), 117  
`VisibilityLevel` (*class in py\_trees.common*), 112  
`visit()` (*py\_trees.behaviour.Behaviour method*), 93  
`VisitorBase` (*class in py\_trees.visitors*), 142

## W

`WaitForBlackboardVariable` (*class in py\_trees.behaviours*), 97  
`WaitForBlackboardVariableValue` (*class in py\_trees.behaviours*), 98  
`which()` (*in module py\_trees.utilities*), 141  
`WRITE` (*py\_trees.blackboard.ActivityType attribute*), 100

## X

`xhtml_symbols` (*in module py\_trees.display*), 132  
`xhtml_tree()` (*in module py\_trees.display*), 132