
MPF Documentation Developer Documentation

Release 0.54.0-dev.62

The Mission Pinball Framework Team

Aug 09, 2020

DEVELOPER DOCUMENTATION

1	Understanding the MPF codebase	3
2	Adding custom code to your machine	5
3	Common functions to use in your code	7
4	API Reference	9
5	Writing Tests	11
6	Extending, Adding to, and Enhancing MPF	13
7	BCP Protocol	15
8	Index	17
8.1	Overview & Tour of MPF code	17
8.2	Adding custom code to your game	20
8.3	API Reference	28
8.4	Common functions to use in your code	248
8.5	Automated Testing	249
8.6	Extending MPF	254
8.7	BCP Protocol Specification	257
8.8	Method & Class Index	271
	Index	273

This is the developer documentation for the [Mission Pinball Framework](#) (MPF), version 0.54. Click the “Read the Docs” link in the lower left corner for other versions & downloads.

This documentation is for people who want to add custom Python code & game logic to their machine and for people who want to contribute to MPF itself.

Note: This is DEVELOPER documentation, not general USER documentation!

This documentation is for people writing custom Python code for MPF. If you’re a general *user* of MPF, read the [MPF User Documentation](#) instead.

This developer documentation is broken into several sections:

Understanding the MPF codebase

- *Overview & Tour of MPF code*
- *MPF Files & Modules*
- *How MPF installs itself*
- *Understanding the MPF boot up / start process*
- *MPF's divergence for pure YAML*

Adding custom code to your machine

- *Adding custom code to your game*
- *How to add machine-wide custom code*
- *How to add custom Python code to a game mode*

Common functions to use in your code

- *Common functions to use in your code*
- *Machine Variables in Code*
- *Player Variables in Code*

CHAPTER 4

API Reference

- *Core Components*
- *Devices*
- *Modes*
- *Config Players*
- *Hardware Platforms*
- *Miscellaneous Components*
- *Testing Class API*

CHAPTER 5

Writing Tests

- *Automated Testing*
- *How to run MPF unittests*
- *Writing Unit Tests for MPF*
- *Writing Custom Tests for your Machine*
- *Fuzz Testing*

Extending, Adding to, and Enhancing MPF

- *Extending MPF*
- *Setting up your MPF Dev Environment*
- *Writing Plugins for MPF*
- *Developing your own hardware interface for MPF*

CHAPTER 7

BCP Protocol

- *BCP Protocol Specification*

- We have an *index* which lists all the classes, methods, and attributes in MPF across the board.

8.1 Overview & Tour of MPF code

This guide provides a general overview of the MPF and MPF-MC codebase.

8.1.1 MPF Files & Modules

The MPF packages contains the following folders:

- `/build_scripts`: Scripts which can be used to locally build & test MPF packages and wheels
- `/docs`: The Sphinx-based developer docs that you're reading now
- `/mpf`: The actual mpf package that's copied to your machine when MPF is installed
- `/tools`: A few random tools

The MPF package

The MPF package (e.g. the `/mpf` subfolder which is copied to your install location when you install MPF) contains the following folders:

- `/assets`: Contains the asset classes used in MPF (the “shows” asset class)
- `/commands`: Modules for the command-line interface for MPF
- `/config_players`: Modules for the built-in `config_players`
- `/core`: Core MPF system modules

- `/devices`: Device modules
- `/exceptions`: MPF exception classes
- `/file_interfaces`: MPF file interfaces (current just YAML, could support more in the future)
- `/migrator`: MPF Migrator files
- `/modes`: Code for built-in modes (game, attract, tilt, credits, etc.)
- `/platforms`: Hardware platform modules
- `/plugins`: Built-in MPF plugins
- `/tests`: MPF unit tests

It also includes the following files in the package root:

- `__init__.py`: Makes the MPF folder a package
- `__main__.py`: Allows the MPF commands to run
- `_version.py`: Contains version strings used throughout MPF for the current version
- `mpfconfig.yaml`: The “base” machine config file that is used for all machines (unless this is specifically overridden via the command-line options)

8.1.2 How MPF installs itself

This guide explains what happens when MPF is installed.

MPF contains a `setup.py` file in the root of the MPF repository. This is the file that’s called by *pip* when MPF is installed. (You can also install MPF without using *pip* by running `python3 setup.py` from the root folder.)

Dependencies

MPF requires Python 3.4 or newer. In our installation instructions, we also recommend that users install/update the following Python packages to their latest versions:

- `pip`
- `setuptools` (for Linux & Mac)
- `Cython 0.24.1` (for Linux & Mac)

The additional packages for Linux & Mac are used because MPF-MC is actually compiled on built on those platforms. For Windows we have pre-built wheels, so compiling is not necessary.

MPF has the following additional dependencies which are specified in the `setup.py` file and automatically installed when MPF is installed.

- `ruamel.yaml >=0.10,<0.11`: Used for reading & writing YAML files.
- `pyserial >= 3.2.0`: Used for serial communication with several types of hardware
- `pyserial-asyncio >= 0.3`: Also used for serial communication
- `typing` Used for type-checking & type hinting.

Note that some of these dependencies will install their own dependencies.

The `setup.py` file also specifies a `console_scripts` entry point called `mpf`. This is what lets the user type `mpf` from the command environment to launch MPF.

8.1.3 Understanding the MPF boot up / start process

A user runs “mpf” from the command line, which is registered as a console script entry point when MPF is installed. That entry point calls the function `run_from_command_line()` in `mpf.commands.__init__` module.

That module parses the command line arguments, figures out the machine path that’s being executed, and figures out which MPF command is being called. (MPF commands are things like “both” or “mc”.)

Some commands are built-in to MPF (in the `mpf/commands` folder), and others are registered as MPF via plugin entry points when other packages are installed. (For example, MPF-MC registers the “mc” command, the MPF Monitor registers the “monitor” command, etc.)

When you launch MPF (via `mpf game` or just plain `mpf`), the `mpf.commands.game` module’s `Command` class is instantiated. This class processes the command line arguments, sets up logging, and then creates an instance of the `mpf.core.machine.MachineController` class.

(This class is run inside a `try:` block, with all exceptions captured and then sent to the log. This is how MPF is able to capture crashes and stack traces into the log file when it crashes.

The Machine Controller

The Machine Controller can be thought of as the main “kernel” of MPF. It does a lot of things, including:

- Loading, merging, & validating the config files
- Setting up the clock
- Loading platform modules (based on what’s used in the configs)
- Loading MPF core modules
- Loading MPF plugins
- Loading custom machine code
- Stepping through the initialization and reset phases

8.1.4 MPF’s divergence for pure YAML

MPF uses the YAML file format for config and show files. That said, MPF diverges from the [pure YAML 1.2 specification](#) for unquoted strings in a few ways. Those are cases where YAML guesses which data type the value is which led to problems/confusion in the past:

Values beginning with “+” are strings

The YAML spec essentially ignores a leading plus sign, so a value `+1` would be read in as the integer `1`. However MPF needs to differentiate between `+1` and `1` since the plus sign is used to mean the value is a delta in certain situations, so MPF’s YAML interfaces will process any numeric values with a leading plus sign as strings.

Values beginning with a leading “0” are strings

The YAML spec will process values that are only digits 0-7 with leading zeros as octals. However MPF could have color values like `050505` which should be read as strings. So the MPF YAML interface processes any value with at least 3 digits and leading zeros as strings.

“On” and “Off” values are strings

The YAML spec defines `on` and `off` values as bools. But many MPF users create show names called “on” and “off”, so MPF’s YAML processor interprets those as strings. (True, False, Yes, and No are still processed as bools.)

Values with only digits and “e” are strings

The YAML spec will process a value like `123e45` as “123 exponent 45”. Since those could be hex color codes, MPF’s YAML interface processes values that are all digits with a single “e” character as strings.

8.2 Adding custom code to your game

While one of the goals of MPF is to allow you to do as much of your game’s configuration as possible with the config files, we recognize that many people will want to mix in some custom code to their machines.

Fortunately that’s easy to do, and you don’t have to “hack” MPF or break anything to make it happen!

The amount of custom code you use is up to you, depending on your personal preferences, your comfort with Python, and what exactly you want to do with your machine.

Some people will use the config files for 99% of their machine, and only add a little custom code here and there. Others will only want to use the configs for the “basic” stuff and then write all their game logic in Python. Either option is fine with us!

When you decide that you want to add some custom Python code into your game, there are three ways you can do this:

- *Mode-specific code*, which allows you to write custom Python code which is only active when a particular game mode is active.
- *Machine-wide code*, useful for dealing with custom hardware, like the crane in *Demolition Man*.

8.2.1 How to add custom Python code to a game mode

The easiest and most common way to add custom Python code into your MPF game is to add a code module to a mode folder. That lets you run code when that mode is active and helps you break up any custom code you write per mode.

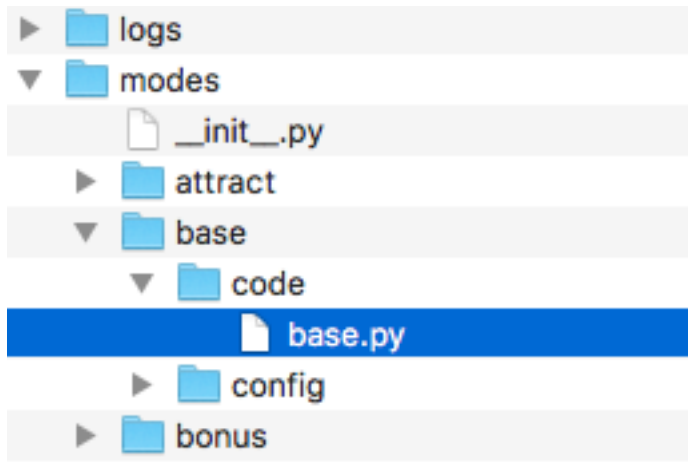
This “mode code” (as we call it) has access to the full MPF API. You can post events, register event handlers which run custom things when events are posted, access device state and control devices, read and set player variables, post slides... really anything MPF can do, you can do.

Here’s how you get started with custom mode code:

1. Create the module (file) to hold you code

First, go into the folder where you want to create your custom code, and add a “code” folder to that mode’s folder. Then inside that folder, create a file (we usually give this file the same name as the mode) with a `.py` extension.

For example, if you wanted to create custom code for your base mode, it would look like this:



2. Open up the new Python file you just created

Next, open the new mode code Python file you just created and add the bare minimum, which would look like this:

```
from mpf.core.mode import Mode

class Base(Mode):
    pass
```

MPF includes a `Mode` class which acts as the base class for every mode that runs in a game. That base class lives in the MPF package at `mpf.core.mode`. You can see it online in [GitHub here](#).

Notice that we named our custom class `Base`. You can name it whatever you want.

3. Update your mode config file to use the custom code

Once you create your custom mode code, you need to tell MPF that this mode uses custom code instead of just the built-in code.

To do this, add a `code:` entry into the mode config file for the mode where you're adding custom code. So in this case, that would be in the `/modes/base/config/base.yaml` file, like this:

```
mode:
  start_events: ball_starting
  priority: 100
  code: base.Base
```

Note that the value for the `code:` section is the name of the Python module (the file), then a dot, then the name of the class from that file. So in this case, that's `base.Base`.

4. Run your game!

At this point you should be able to run your game and nothing should happen. This is good, because if it doesn't crash, that means you did everything right. :) Of course nothing special happens because you didn't actually add any code to your custom mode code, so you won't see anything different.

5. Add some custom methods to do things

You can look at the Mode base class (the link from GitHub from earlier) to see what the base Mode class does. However, we have created a few “convenience” methods that you can use. They are:

mode_init Called once when MPF is starting up

mode_start Called every time the mode starts, just *after* the `mode_<name>_started` event is posted.

mode_stop Called every time the mode stops, just *before* the `mode_<name>_stopping` event is posted.

add_mode_event_handler This is the same as the main `add_event_handler()` method from the Event Manager, except since it’s mode-specific it will *also* automatically remove any event handlers that you registered when the mode stops. (If you want to register event handlers that are always watching for events even when the mode is not running, you can use the regular `self.machine.mode.add_handler()` method.

You don’t have to use all of these if you don’t want to.

Also, modes have additional convenience attributes you can use within your mode code:

self.config A link to the config dictionary for the mode’s config file.

self.priority The priority the mode is running at. (Don’t change this. Just read it.)

self.delay An instance of the delay manager you can use to set delayed callbacks for this mode. Any active ones will be automatically removed when the mode ends.

self.player A link to the current player object that’s automatically updated when the player changes. This will be `None` if the mode is running outside of a game.

self.active A boolean (True/False) value you can query to see if the mode is running.

6. Example usage

Here’s an example of some mode code in use. This example is just a bunch of random things, but again, since you’re writing code here, the sky’s the limit! Seriously you could do all your game logic in mode code and not use the MPF configs at all if you wanted to.

```
from mpf.core.mode import Mode

class Base(Mode):

    def mode_init(self):
        print("My custom mode code is being initialized")

    def mode_start(self, **kwargs):
        # The mode_start method needs **kwargs because some events that
        # start modes pass additional parameters

        print("My custom mode code is starting")

        # call a delay in 5 seconds
        self.delay.add(5000, self.my_callback)

        # what player are we?
        print(self.player.number)

        # what's the player's score?
```

(continues on next page)

(continued from previous page)

```
print('Score: {}'.format(self.player.score))

self.add_mode_event_handler('player_score', self.player_score_change)

# turn LED "led01" red
self.machine.leds.led01.color('red')

def my_callback(self):
    print("My delayed call was just called!")

def player_score_change(self, **kwargs):
    print("The new player's score is {}".format(self.player.score))

def mode_stop(self, **kwargs):
    # The mode_stop method needs **kwargs because some events that
    # stop modes pass additional parameters

    print("My custom mode code is stopping")
```

You can use the API reference (or just look at the source code) to see what options exist. Really you can do anything you want.

8.2.2 How to add machine-wide custom code

MPF contains a “CustomCode” concept which lets you add custom code to your game.

CustomCode classes are Python modules that run at the “root” of your game. You can use them to do anything you want.

Note that MPF also has the ability to run custom *mode code* which is code that is associated with a certain game mode and is generally only active when the mode it’s in is active. So if you just want to write your own custom game logic, you’ll probably use mode code.

CustomCode classes, on the other hand, are sort of “machine-level” custom code. CustomCode classes are nice if you have some kind of custom device type that doesn’t match up to any of MPF’s built in devices. The elevator and claw unloader in *Demolition Man* is a good example, and what we’ll use here.

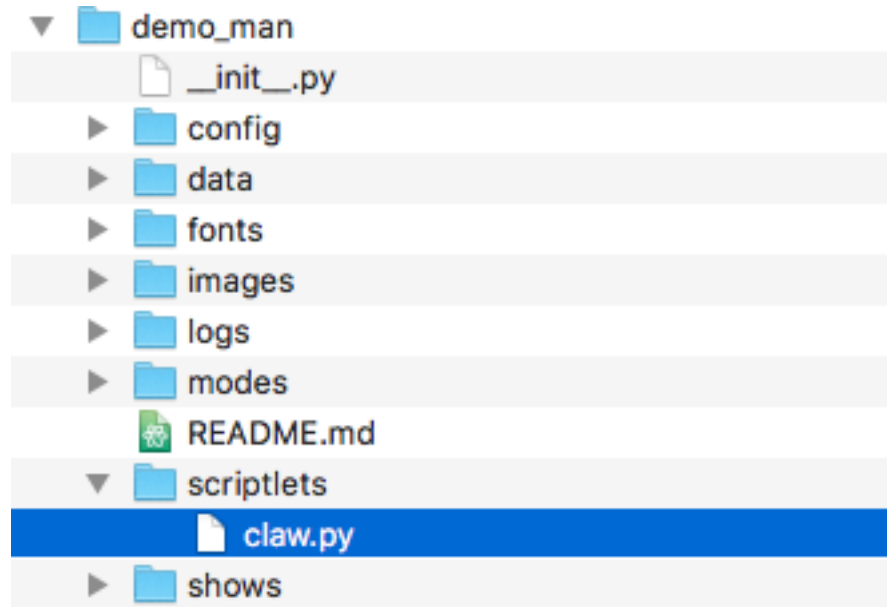
(You can read about how to download and run *Demo Man* in the [example games section](#) section of the MPF User Documentation.)

Here’s how to create a custom code class:

1. Create your custom code file

First, add a `code` folder to your machine folder (you can use another name if you want). Then inside there, create the Python file that will hold your custom code classes. You can name this file whatever you want, just remember the name for the next step.

In the *Demo Man* example, it looks like this:



Add an empty `__init__.py` file into your folder to make it a package. It become the package code and all your classes will be referenced as `code.file_name.ClassName`.

2. Open and edit your custom code class file

Next, edit the class file you created. At a bare minimum, you'll need this:

```
from mpf.core.custom_code import CustomCode

class Claw(CustomCode):
    pass
```

Note that MPF contains a `CustomCode` base class which is very simple. (You can see the source of it on [GitHub here](#).) We called our class `Claw` in this case.

Pretty much all this does is give you a reference to the main MPF machine controller at `self.machine`, as well as setup a delay manager you can use and set the name of your class. There's also an `on_load()` method which is called when the class is loaded which you can use in your own code.

3. Add the class to your machine config

Next, edit your machine config file and add a `custom_code:` section, then under there add the package (folder), followed by a dot, then the module (file name) for your class, followed by a dot, followed by the class name for your class.

For *Demo Man*, that looks like this:

```
custom_code:
- code.claw.Claw
```

This references class `Claw` in file `claw.py` which lives package code.

4. Real-world example

At this point you should be able to run your game, though nothing should happen because you haven't added any code to your code.

Take a look at the final *Demo Man* claw class to see what we did there. Since custom code classes have access to `self.machine` and they load when MPF loads, you can do anything you want in them.

```

"""Claw controller for Demo Man"""

from mpf.core.custom_code import CustomCode

class Claw(CustomCode):

    def on_load(self):

        self.auto_release_in_progress = False

        # if the elevator switch is active for more than 100ms, that means
        # a ball is there, so we want to get it and deliver it to the claw
        self.machine.switch_controller.add_switch_handler(
            's_elevator_hold', self.get_ball, ms=100)

        # This is a one-time thing to check to see if there's a ball in
        # the elevator when MPF starts, and if so, we want to get it.
        if self.machine.switch_controller.is_active('s_elevator_hold'):
            self.auto_release_in_progress = True
            self.get_ball()

        # We'll use the event 'light_claw' to light the claw, so in the
        # future all we have to do is post this event and everything else
        # will be automatic.
        self.machine.events.add_handler('light_claw', self.light_claw)

    def enable(self):
        """Enable the claw."""

        # move left & right with the flipper switches, and stop moving when
        # they're released

        self.machine.switch_controller.add_switch_handler(
            's_flipper_lower_left', self.move_left)
        self.machine.switch_controller.add_switch_handler(
            's_flipper_lower_left', self.stop_moving, state=0)
        self.machine.switch_controller.add_switch_handler(
            's_flipper_lower_right', self.move_right)
        self.machine.switch_controller.add_switch_handler(
            's_flipper_lower_right', self.stop_moving, state=0)

        # release the ball when the launch button is hit
        self.machine.switch_controller.add_switch_handler(
            's_ball_launch', self.release)

        # stop moving if the claw hits a limit switch
        self.machine.switch_controller.add_switch_handler(
            's_claw_position_1', self.stop_moving)

```

(continues on next page)

(continued from previous page)

```

# We can use this event for slides to explain what's going on for
# the player.
self.machine.events.post('claw_enabled')

def disable(self):
    """Disable the claw."""

    self.stop_moving()

    # remove all the switch handlers
    self.machine.switch_controller.remove_switch_handler(
        's_flipper_lower_left', self.move_left)
    self.machine.switch_controller.remove_switch_handler(
        's_flipper_lower_left', self.stop_moving, state=0)
    self.machine.switch_controller.remove_switch_handler(
        's_flipper_lower_right', self.move_right)
    self.machine.switch_controller.remove_switch_handler(
        's_flipper_lower_right', self.stop_moving, state=0)
    self.machine.switch_controller.remove_switch_handler(
        's_ball_launch', self.release)
    self.machine.switch_controller.remove_switch_handler(
        's_claw_position_1', self.stop_moving)
    self.machine.switch_controller.remove_switch_handler(
        's_claw_position_1', self.release, state=0)
    self.machine.switch_controller.remove_switch_handler(
        's_claw_position_2', self.release)

    self.machine.events.post('claw_disabled')

def move_left(self):
    """Start the claw moving to the left."""
    # before we turn on the driver to move the claw, make sure we're not
    # at the left limit
    if (self.machine.switch_controller.is_active('s_claw_position_2') and
        self.machine.switch_controller.is_active('s_claw_position_1')):
        return
    self.machine.coils['c_claw_motor_left'].enable()

def move_right(self):
    """Start the claw moving to the right."""
    # before we turn on the driver to move the claw, make sure we're not
    # at the right limit
    if (self.machine.switch_controller.is_active('s_claw_position_1') and
        self.machine.switch_controller.is_inactive('s_claw_position_2')):
        return
    self.machine.coils['c_claw_motor_right'].enable()

def stop_moving(self):
    """Stop the claw moving."""
    self.machine.coils['c_claw_motor_left'].disable()
    self.machine.coils['c_claw_motor_right'].disable()

def release(self):
    """Release the ball by disabling the claw magnet."""
    self.disable_claw_magnet()
    self.auto_release_in_progress = False

```

(continues on next page)

(continued from previous page)

```

# Disable the claw since it doesn't have a ball anymore
self.disable()

def auto_release(self):
    """Automatically move and release the ball."""
    # disable the switches since the machine is in control now
    self.disable()

    # If we're at the left limit, we need to move right before we can
    # release the ball.
    if (self.machine.switch_controller.is_active('s_claw_position_2') and
        self.machine.switch_controller.is_active('s_claw_position_1')):
        self.machine.switch_controller.add_switch_handler(
            's_claw_position_1', self.release, state=0)
        # move right, drop when switch 1 opens
        self.move_right()

    # If we're at the right limit, we need to move left before we can
    # release the ball
    elif (self.machine.switch_controller.is_active('s_claw_position_1') and
          self.machine.switch_controller.is_inactive('s_claw_position_2')):
        self.machine.switch_controller.add_switch_handler(
            's_claw_position_2', self.release)
        # move left, drop when switch 2 closes
        self.move_left()

    # If we're not at any limit, we can release the ball now.
    else:
        self.release()

def get_ball(self):
    """Get a ball from the elevator."""

    # If there's no game in progress, we're going to auto pickup and
    # drop the ball with no player input

    if not self.machine.game:
        self.auto_release_in_progress = True

    # If the claw is not already in the ball pickup position, then move it
    # to the right.
    if not (self.machine.switch_controller.is_active('s_claw_position_1') and
            self.machine.switch_controller.is_inactive('s_claw_position_2')):
        self.move_right()

        self.machine.switch_controller.add_switch_handler(
            's_claw_position_1', self.do_pickup)

    # If the claw is in position for a pickup, we can do that pickup now
    else:
        self.do_pickup()

def do_pickup(self):
    """Pickup a ball from the elevator"""
    self.stop_moving()
    self.machine.switch_controller.remove_switch_handler(
        's_claw_position_1', self.do_pickup)

```

(continues on next page)

(continued from previous page)

```
self.enable_claw_magnet()
self.machine.coils['c_elevator_motor'].enable()
self.machine.switch_controller.add_switch_handler('s_elevator_index',
                                                  self.stop_elevator)

# If this is not an auto release, enable control of the claw for the
# player
if not self.auto_release_in_progress:
    self.enable()

def stop_elevator(self):
    """Stop the elevator."""
    self.machine.coils['c_elevator_motor'].disable()

    if self.auto_release_in_progress:
        self.auto_release()

def light_claw(self, **kwargs):
    """Lights the claw."""

    # Lighting the claw just enables the diverter so that the ball shot
    # that way will go to the elevator. Once the ball hits the elevator,
    # the other methods kick in to deliver it to the claw, and then once
    # the claw has it, the player can move and release it on their own.
    self.machine.diverters['diverter'].enable()

def disable_claw_magnet(self):
    """Disable the claw magnet."""
    self.machine.coils['c_claw_magnet'].disable()

def enable_claw_magnet(self):
    """Enable the claw magnet."""
    self.machine.coils['c_claw_magnet'].enable()
```

8.3 API Reference

MPF's API reference is broken into several categories. All of it is presented in the way that the modules and classes are actually used in MPF.

Core Components

MPF core components.

Devices

MPF devices, including physical devices like flippers, ball devices, switches, lights, etc. as well as logical devices like ball saves, extra balls, multiballs, etc.

Modes

Built-in modes, such as game, attract, tilt, credits, etc.

Platforms

Hardware platforms interfacess for all supported hardware.

Config Players

Modules responsible for all config players (show_player, light_player, score_player, etc.)

Tests

All unit test base classes for writing tests for MPF and your own game.

Miscellaneous Components

Things that don't fit into other categories, including utility functions, the base classes for modes, players, timers, and other utility functions.

8.3.1 Core Components

Core MPF machine components, accessible to programmers at `self.machine.*name*`. For example, the ball controller is at `self.machine.ball_controller`, the event manager is `self.machine.events`, etc.

`self.machine.auditor`

class `mpf.plugins.auditor.Auditor` (*machine: MachineController*)
Bases: `object`

Writes switch events, regular events, and player variables to an audit log file.

Accessing the auditor in code

There is only one instance of the auditor in MPF, and it's accessible via `self.machine.auditor`.

Methods & Attributes

The auditor has the following methods & attributes available. Note that methods & attributes inherited from base classes are not included here.

audit (*audit_class, event, **kwargs*)
Log an auditable event.

Parameters

- **audit_class** – A string of the section we want this event to be logged to.
- **event** – A string name of the event we're auditing.
- ****kwargs** – Not used, but included since some of the audit events might include random kwargs.

audit_event (*eventname, **kwargs*)
Record this event in the audit log.

Parameters

- **eventname** – The string name of the event.
- ****kwargs** – not used, but included since some types of events include kwargs.

audit_player (***kwargs*)

Write player data to the audit log.

Typically this is only called at the end of a game.

Parameters ****kwargs** – not used, but included since some types of events include kwargs.

audit_shot (*name, profile, state*)

Record shot hit.

audit_switch (*change: mpf.core.switch_controller.MonitoredSwitchChange*)

Record switch change.

disable (***kwargs*)

Disable the auditor.

enable (***kwargs*)

Enable the auditor.

This method lets you enable the auditor so it only records things when you want it to. Typically this is called at the beginning of a game.

Parameters ****kwargs** – No function here. They just exist to allow this method to be registered as a handler for events that might contain keyword arguments.

enabled

Attribute that's viewed by other core components to let them know they should send auditing events. Set this via the enable() and disable() methods.

self.machine.ball_controller

class mpf.core.ball_controller.**BallController** (*machine: mpf.core.machine.MachineController*)

Bases: mpf.core.mpf_controller.MpfController

Tracks and manages all the balls in a pinball machine.

Accessing the ball_controller in code

There is only one instance of the ball_controller in MPF, and it's accessible via self.machine.ball_controller.

Methods & Attributes

The ball_controller has the following methods & attributes available. Note that methods & attributes inherited from base classes are not included here.

add_captured_ball (*source: mpf.devices.ball_device.ball_device.BallDevice*) → None

Inform ball controller about a captured ball (which might be new).

are_balls_collected (*target: Union[str, Iterable[str]]*) → bool

Check to see if all the balls are contained in devices tagged with the parameter that was passed.

Note if you pass a target that's not used in any ball devices, this method will return True. (Because you're asking if all balls are nowhere, and they always are. :)

Parameters **target** – String or list of strings of the tags you'd like to collect the balls to.

Default of None will be replaced with 'home' and 'trough'.

collect_balls (*target='home, trough'*) → None

Ensure that all balls are in contained in ball devices with the tag or list of tags you pass.

Typically this would be used after a game ends, or when the machine is reset or first starts up, to ensure that all balls are in devices tagged with 'home' and/or 'trough'.

Parameters **target** – A string of the tag name or a list of tags names of the ball devices you want all the balls to end up in. Default is ['home', 'trough'].

dump_ball_counts () → None

Dump ball count of all devices.

request_to_start_game (**kwargs) → bool

Handle result of the *request_to_start_game* event.

Checks to make sure that the balls are in all the right places and returns. If too many balls are missing (based on the config files 'Min Balls' setting), it will return False to reject the game start request.

self.machine.bcp

class mpf.core.bcp.bcp.**Bcp** (*machine: MachineController*)

Bases: mpf.core.mpf_controller.MpfController

BCP Module.

Accessing the bcp in code

There is only one instance of the bcp in MPF, and it's accessible via `self.machine.bcp`.

Methods & Attributes

The bcp has the following methods & attributes available. Note that methods & attributes inherited from base classes are not included here.

send (*bcp_command, **kwargs*)

Emulate legacy send.

Parameters **bcp_command** – Command to send

self.machine.device_manager

class mpf.core.device_manager.**DeviceManager** (*machine*)

Bases: mpf.core.mpf_controller.MpfController

Manages all the devices in MPF.

Accessing the device_manager in code

There is only one instance of the device_manager in MPF, and it's accessible via `self.machine.device_manager`.

Methods & Attributes

The `device_manager` has the following methods & attributes available. Note that methods & attributes inherited from base classes are not included here.

create_devices (*collection_name*, *config*)

Create devices for a collection.

create_machinewide_device_control_events (***kwargs*)

Create machine wide control events.

get_device_control_events (*config*) → Generator[Tuple[str, Callable, int, Device], None, None]

Scan a config dictionary for control_events.

Yields events, methods, delays, and devices for all the devices and control_events in that config.

Parameters config – An MPF config dictionary (either machine-wide or mode- specific).

- The event name
- The callback method of the device
- The delay in ms
- The device object

get_monitorable_devices ()

Return all devices which are registered as monitorable.

initialize_devices ()

Initialise devices.

load_devices_config (*validate=True*)

Load all devices.

notify_device_changes (*device*, *notify*, *old*, *value*)

Notify subscribers about changes in a registered device.

Parameters

- **device** – The device that changed.
- **notify** – Attribute name which changed.
- **old** – The old value.
- **value** – The new value.

register_monitorable_device (*device*)

Register a monitorable device.

Parameters device – The device to register.

stop_devices ()

Stop all devices in the machine.

self.machine.events

class `mpf.core.events.EventManager` (*machine: MachineController*)

Bases: `mpf.core.mpf_controller.MpfController`

Handles all the events and manages the handlers in MPF.

Accessing the events in code

There is only one instance of the events in MPF, and it's accessible via `self.machine.events`.

Methods & Attributes

The events has the following methods & attributes available. Note that methods & attributes inherited from base classes are not included here.

add_async_handler (*event: str, handler: Any, priority: int = 1, blocking_facility: Any = None, **kwargs*) → `mpf.core.events.EventHandlerKey`

Register a coroutine as event handler.

add_handler (*event: str, handler: Any, priority: int = 1, blocking_facility: Any = None, **kwargs*) → `mpf.core.events.EventHandlerKey`

Register an event handler to respond to an event.

Parameters

- **event** – String name of the event you're adding a handler for. Since events are text strings, they don't have to be pre-defined.
- **handler** – The callable method that will be called when the event is fired. Since it's possible for events to have kwargs attached to them, the handler method must include `**kwargs` in its signature.
- **priority** – An arbitrary integer value that defines what order the handlers will be called in. The default is 1, so if you have a handler that you want to be called first, add it here with a priority of 2. (Or 3 or 10 or 100000.) The numbers don't matter. They're called from highest to lowest. (i.e. priority 100 is called before priority 1.)
- **blocking_facility** – Facility which can block this event.
- ****kwargs** – Any any additional keyword/argument pairs entered here will be attached to the handler and called whenever that handler is called. Note these are in addition to kwargs that could be passed as part of the event post. If there's a conflict, the event-level ones will win.

Returns `EventHandlerKey` to the handler which you can use to later remove the handler via `remove_handler_by_key`.

For example:

```
my_handler = self.machine.events.add_handler('ev', self.test))
```

Then later to remove all the handlers that a module added, you could: `for handler in handler_list: events.remove_handler(my_handler)`

does_event_exist (*event_name: str*) → `bool`

Check to see if any handlers are registered for the event name that is passed.

Parameters **event_name** – The string name of the event you want to check.

Returns True or False.

get_event_and_condition_from_string

Parse an event string to divide the event name from a possible placeholder / conditional in braces.

Parameters *event_string* – String to parse

Returns 2-item tuple- First item is the event name. Second item is the condition (A BoolTemplate instance) if it exists, or None if it doesn't.

post (*event: str, callback=None, **kwargs*) → None

Post an event which causes all the registered handlers to be called.

Events are processed serially (e.g. one at a time), so if the event core is in the process of handling another event, this event is added to a queue and processed after the current event is done.

You can control the order the handlers will be called by optionally specifying a priority when the handlers were registered. (Higher priority values will be processed first.)

Parameters

- **event** – A string name of the event you're posting. Note that you can post whatever event you want. You don't have to set up anything ahead of time, and if no handlers are registered for the event you post, so be it.
- **callback** – An optional method which will be called when the final handler is done processing this event. Default is None.
- ****kwargs** – One or more options keyword/value pairs that will be passed to each handler. (The event manager will enforce that handlers have ****kwargs** in their signatures when they're registered to prevent run-time crashes from unexpected kwargs that were included in `post ()` calls.

post_async (*event: str, **kwargs*) → `_asyncio.Future`

Post event and wait until all handlers are done.

post_boolean (*event: str, callback=None, **kwargs*) → None

Post an boolean event which causes all the registered handlers to be called one-by-one.

Boolean events differ from regular events in that if any handler returns False, the remaining handlers will not be called.

Events are processed serially (e.g. one at a time), so if the event core is in the process of handling another event, this event is added to a queue and processed after the current event is done.

You can control the order the handlers will be called by optionally specifying a priority when the handlers were registered. (Higher priority values will be processed first.)

Parameters

- **event** – A string name of the event you're posting. Note that you can post whatever event you want. You don't have to set up anything ahead of time, and if no handlers are registered for the event you post, so be it.
- **callback** – An optional method which will be called when the final handler is done processing this event. Default is None. If any handler returns False and cancels this boolean event, the callback will still be called, but a new kwarg `ev_result=False` will be passed to it.
- ****kwargs** – One or more options keyword/value pairs that will be passed to each handler.

post_queue (*event, callback, **kwargs*)

Post a queue event which causes all the registered handlers to be called.

Queue events differ from standard events in that individual handlers are given the option to register a “wait”, and the callback will not be called until any handler(s) that registered a wait will have to release that wait. Once all the handlers release their waits, the callback is called.

Events are processed serially (e.g. one at a time), so if the event core is in the process of handling another event, this event is added to a queue and processed after the current event is done.

You can control the order the handlers will be called by optionally specifying a priority when the handlers were registered. (Higher numeric values will be processed first.)

event: A string name of the event you’re posting. Note that you can post whatever event you want. You don’t have to set up anything ahead of time, and if no handlers are registered for the event you post, so be it.

callback: The method which will be called when the final handler is done processing this event and any handlers that registered waits have cleared their waits.

****kwargs:** One or more options keyword/value pairs that will be passed to each handler. (Just make sure your handlers are expecting them. You can add `**kwargs` to your handler methods if certain ones don’t need them.)

Post the queue event called `pizza_time`, and then call `self.pizza_done` when done:

```
self.machine.events.post_queue('pizza_time', self.pizza_done)
```

post_queue_async (*event: str, **kwargs*) → `_asyncio.Future`

Post queue event, wait until all handlers are done and locks are released.

post_relay (*event: str, callback=None, **kwargs*) → `None`

Post a relay event which causes all the registered handlers to be called.

A dictionary can be passed from handler-to-handler and modified as needed.

Parameters

- **event** – A string name of the event you’re posting. Note that you can post whatever event you want. You don’t have to set up anything ahead of time, and if no handlers are registered for the event you post, so be it.
- **callback** – The method which will be called when the final handler is done processing this event. Default is `None`.
- ****kwargs** – One or more options keyword/value pairs that will be passed to each handler. (Just make sure your handlers are expecting them. You can add `**kwargs` to your handler methods if certain ones don’t need them.)

Events are processed serially (e.g. one at a time), so if the event core is in the process of handling another event, this event is added to a queue and processed after the current event is done.

You can control the order the handlers will be called by optionally specifying a priority when the handlers were registered. (Higher priority values will be processed first.)

Relay events differ from standard events in that the resulting kwargs from one handler are passed to the next handler. (In other words, standard events mean that all the handlers get the same initial kwargs, whereas relay events “relay” the resulting kwargs from one handler to the next.)

post_relay_async (*event: str, **kwargs*) → `_asyncio.Future`

Post relay event, wait until all handlers are done and return result.

process_event_queue () → `None`

Check if there are any other events that need to be processed, and then process them.

remove_all_handlers_for_event (*event: str*) → None

Remove all handlers for event.

Use carefully. This is currently used to remove handlers for all init events which only occur once.

remove_handler (*method: Any*) → None

Remove an event handler from all events a method is registered to handle.

Parameters **method** – The method whose handlers you want to remove.

remove_handler_by_event (*event: str, handler: Any*) → None

Remove the handler you pass from the event you pass.

Parameters

- **event** – The name of the event you want to remove the handler from.
- **handler** – The handler method you want to remove.

Note that keyword arguments for the handler are not taken into consideration. In other words, this method only removes the registered handler / event combination, regardless of whether the keyword arguments match or not.

remove_handler_by_key (*key: mpf.core.events.EventHandlerKey*) → None

Remove a registered event handler by key.

Parameters **key** – The key of the handler you want to remove

remove_handlers_by_keys (*key_list: List[mpf.core.events.EventHandlerKey]*) → None

Remove multiple event handlers based on a passed list of keys.

Parameters **key_list** – A list of keys of the handlers you want to remove

replace_handler (*event: str, handler: Any, priority: int = 1, **kwargs*) → mpf.core.events.EventHandlerKey

Check to see if a handler (optionally with kwargs) is registered for an event and replaces it if so.

Parameters

- **event** – The event you want to check to see if this handler is registered for.
- **handler** – The method of the handler you want to check.
- **priority** – Optional priority of the new handler that will be registered.
- ****kwargs** – The kwargs you want to check and the kwargs that will be registered with the new handler.

If you don't pass kwargs, this method will just look for the handler and event combination. If you do pass kwargs, it will make sure they match before replacing the existing entry.

If this method doesn't find a match, it will still add the new handler.

wait_for_any_event (*event_names: List[str]*) → `_asyncio.Future`

Wait for any event from event_names.

wait_for_event (*event_name: str*) → `_asyncio.Future`

Wait for event.

self.machine.info_lights

```
class mpf.plugins.info_lights.InfoLights (machine)  
    Bases: object
```


Uses lights to represent game state.

Info lights are primarily used in EM and early solid state machines, typically lights in the backbox for game over, tilt, which player is up, the current ball number, etc.

Accessing the info_lights in code

There is only one instance of the info_lights in MPF, and it's accessible via `self.machine.info_lights`.

Methods & Attributes

The info_lights has the following methods & attributes available. Note that methods & attributes inherited from base classes are not included here.

self.machine.light_controller

```
class mpf.core.light_controller.LightController (machine:
                                             mpf.core.machine.MachineController)
    Bases: mpf.core.mpf_controller.MpfController
    Handles light updates and light monitoring.
```

Accessing the light_controller in code

There is only one instance of the light_controller in MPF, and it's accessible via `self.machine.light_controller`.

Methods & Attributes

The light_controller has the following methods & attributes available. Note that methods & attributes inherited from base classes are not included here.

```
initialise_light_subsystem()
    Initialise the light subsystem.

monitor_lights()
    Update the color of lights for the monitor.
```

self.machine

```
class mpf.core.machine.MachineController (options:          dict,          config:
                                             mpf.core.config_loader.MpfConfig)
    Bases: mpf.core.logging.LogMixin
    Base class for the Machine Controller object.
```

The machine controller is the main entity of the entire framework. It's the main part that's in charge and makes things happen.

Parameters

- **config** (*MpfConfig*) – The machine configuration
- **options** (*dict*) – A dictionary of options built from the command line options used to launch mpf.py.

Accessing the machine controller in code

The machine controller is the main component in MPF, accessible via `self.machine`. See the *Overview & Tour of MPF code* for details.

Methods & Attributes

The machine controller has the following methods & attributes available. Note that methods & attributes inherited from base classes are not included here.

add_crash_handler (*handler: Callable*)

Add a crash handler which is called on a crash.

This can be used to restore the output and prepare logging.

add_platform (*name: str*) → None

Make an additional hardware platform interface available to MPF.

Parameters **name** – String name of the platform to add. Must match the name of a platform file in the `mpf/platforms` folder (without the `.py` extension).

clear_boot_hold (*hold: str*) → None

Clear a boot hold.

create_data_manager (*config_name: str*) → `mpf.core.data_manager.DataManager`

Return a new `DataManager` for a certain config.

Parameters **config_name** – Name of the config

get_platform_sections (*platform_section: str, overwrite: str*) → `SmartVirtualHardwarePlatform`

Return platform section.

init_done () → None

Finish init.

Called when init is done and all boot holds are cleared.

initialise () → None

Initialise machine.

initialise_core_and_hardware () → None

Load core modules and hardware.

initialise_mpf ()

Initialise MPF.

register_boot_hold (*hold: str*) → None

Register a boot hold.

register_monitor (*monitor_class: str, monitor: Callable[[...], Any]*) → None

Register a monitor.

Parameters

- **monitor_class** – String name of the monitor class for this monitor that's being registered.

- **monitor** – Callback to notify

MPF uses monitors to allow components to monitor certain internal elements of MPF.

For example, a player variable monitor could be setup to be notified of any changes to a player variable, or a switch monitor could be used to allow a plugin to be notified of any changes to any switches.

The MachineController’s list of registered monitors doesn’t actually do anything. Rather it’s a dictionary of sets which the monitors themselves can reference when they need to do something. We just needed a central registry of monitors.

reset () → None

Reset the machine.

This method is safe to call. It essentially sets up everything from scratch without reloading the config files and assets from disk. This method is called after a game ends and before attract mode begins.

run () → None

Start the main machine run loop.

set_default_platform (*name: str*) → None

Set the default platform.

It is used if a device class-specific or device-specific platform is not specified.

Parameters name – String name of the platform to set to default.

shutdown () → None

Shutdown the machine.

stop (*reason=None, **kwargs*) → None

Perform a graceful exit of MPF.

validate_machine_config_section (*section: str*) → None

Validate a config section.

verify_system_info ()

Dump information about the Python installation to the log.

Information includes Python version, Python executable, platform, and core architecture.

self.machine.mode_controller

class mpf.core.mode_controller.**ModeController** (*machine: mpf.core.machine.MachineController*)

Bases: mpf.core.mpf_controller.MpfController

Responsible for loading, unloading, and managing all modes in MPF.

Accessing the mode_controller in code

There is only one instance of the mode_controller in MPF, and it’s accessible via `self.machine.mode_controller`.

Methods & Attributes

The mode_controller has the following methods & attributes available. Note that methods & attributes inherited from base classes are not included here.

create_mode_devices ()

Create mode devices.

dump ()

Dump the current status of the running modes to the log file.

initialise_modes (**kwargs)

Initialise modes.

is_active (mode_name) → bool

Return true if the mode is active, False if it is not.

Parameters **mode_name** – String name of the mode to check.

load_mode_devices ()

Load mode devices.

load_modes (**kwargs)

Load the modes from the modes: section of the machine configuration file.

register_load_method (load_method, config_section_name=None, priority=0, **kwargs)

Register a method which is called when the mode is loaded.

Used by core components, plugins, etc. to register themselves with the Mode Controller for anything they need a mode to do when it's registered.

Parameters

- **load_method** – The method that will be called when this mode code loads.
- **config_section_name** – An optional string for the section of the configuration file that will be passed to the load_method when it's called.
- **priority** – Int of the relative priority which allows remote methods to be called in a specific order. Default is 0. Higher values will be called first.
- ****kwargs** – Any additional keyword arguments specified will be passed to the load_method.

Note that these methods will be called once, when the mode code is first initialized during the MPF boot process.

register_start_method (start_method, config_section_name=None, priority=0, **kwargs)

Register a method which is called anytime a mode is started.

Used by core components, plugins, etc. to register themselves with the Mode Controller for anything that they a mode to do when it starts.

Parameters

- **start_method** – The method that will be called when this mode code loads.
- **config_section_name** – An optional string for the section of the configuration file that will be passed to the start_method when it's called.
- **priority** – Int of the relative priority which allows remote methods to be called in a specific order. Default is 0. Higher values will be called first.
- ****kwargs** – Any additional keyword arguments specified will be passed to the start_method.

register_stop_method (callback, priority=0)

Register a method which is called when the mode is stopped.

These are universal, in that they're called every time a mode stops priority is the priority they're called. Has nothing to do with mode priority.

remove_start_method (*start_method*, *config_section_name=None*, *priority=0*, ***kwargs*)

Remove an existing start method.

remove_stop_method (*callback*, *priority=0*)

Remove an existing stop method.

set_mode_state (*mode: mpf.core.mode.Mode*, *active: bool*)

Remember mode state.

self.machine.placeholder_manager

class `mpf.core.placeholder_manager.PlaceholderManager` (*machine*)

Bases: `mpf.core.placeholder_manager.BasePlaceholderManager`

Manages templates and placeholders for MPF.

Accessing the placeholder_manager in code

There is only one instance of the `placeholder_manager` in MPF, and it's accessible via `self.machine.placeholder_manager`.

Methods & Attributes

The `placeholder_manager` has the following methods & attributes available. Note that methods & attributes inherited from base classes are not included here.

get_global_parameters (*name*)

Return global params.

self.machine.platform_controller

class `mpf.core.platform_controller.PlatformController` (*machine: MachineController*)

Bases: `mpf.core.mpf_controller.MpfController`

Manages all platforms and rules.

Accessing the platform_controller in code

There is only one instance of the `platform_controller` in MPF, and it's accessible via `self.machine.platform_controller`.

Methods & Attributes

The `platform_controller` has the following methods & attributes available. Note that methods & attributes inherited from base classes are not included here.

clear_hw_rule (*rule: mpf.core.platform_controller.HardwareRule*)

Clear all rules for switch and this driver.

Parameters **rule** – Hardware rule to clean.

set_delayed_pulse_on_hit_rule (*enable_switch: mpf.core.platform_controller.SwitchRuleSettings, driver: mpf.core.platform_controller.DriverRuleSettings, delay_ms, pulse_setting: mpf.core.platform_controller.PulseRuleSettings = None*) → *mpf.core.platform_controller.HardwareRule*

Add delayed pulse on hit rule to driver.

Always do the full pulse. Even when the switch is released. Pulse is delayed accurately by the hardware.

Parameters

- **enable_switch** – Switch which triggers the rule.
- **driver** –

class DriverRuleSettings

- **delay_ms** – Delay before the pulse in ms
- **pulse_setting** –

class PulseRuleSettings

set_pulse_on_hit_and_enable_and_release_and_disable_rule (*enable_switch: mpf.core.platform_controller.SwitchRuleSettings, disable_switch: mpf.core.platform_controller.SwitchRuleSettings, driver: mpf.core.platform_controller.DriverRuleSettings, pulse_setting: mpf.core.platform_controller.PulseRuleSettings = None, hold_settings: mpf.core.platform_controller.HoldRuleSettings = None*) → *mpf.core.platform_controller.HardwareRule*

Add pulse on hit and enable and release and disable rule to driver.

Pulse and then enable driver. Cancel pulse and enable when switch is released or a disable switch is hit.

Parameters

- **enable_switch** – Switch to enable coil.
- **disable_switch** – Switch to disable coil.
- **driver** – Driver to enable.
- **pulse_setting** – Pulse settings.
- **hold_settings** – Hold settings.

```

set_pulse_on_hit_and_enable_and_release_rule (enable_switch:
                                               mpf.core.platform_controller.SwitchRuleSettings,
                                               driver:
                                               mpf.core.platform_controller.DriverRuleSettings,
                                               pulse_setting:
                                               mpf.core.platform_controller.PulseRuleSettings
                                               = None, hold_settings:
                                               mpf.core.platform_controller.HoldRuleSettings
                                               = None) →
                                               mpf.core.platform_controller.HardwareRule

```

Add pulse on hit and enable and release rule to driver.

Pulse and enable a driver. Cancel pulse and enable if switch is released.

Parameters

- **enable_switch** – Switch which triggers the rule.
- **driver** – Driver to trigger.
- **pulse_setting** –


```
class PulseRuleSettings
```
- **hold_settings** –


```
class HoldRuleSettings
```

```

set_pulse_on_hit_and_release_rule (enable_switch: mpf.core.platform_controller.SwitchRuleSettings,
                                       driver: mpf.core.platform_controller.DriverRuleSettings,
                                       pulse_setting: mpf.core.platform_controller.PulseRuleSettings
                                       = None) → mpf.core.platform_controller.HardwareRule

```

Add pulse on hit and release rule to driver.

Pulse a driver but cancel pulse when switch is released.

Parameters

- **enable_switch** – Switch which triggers the rule.
- **driver** –


```
class DriverRuleSettings
```
- **pulse_setting** –


```
class PulseRuleSettings
```

```

set_pulse_on_hit_rule (enable_switch: mpf.core.platform_controller.SwitchRuleSettings,
                          driver: mpf.core.platform_controller.DriverRuleSettings, pulse_setting:
                          mpf.core.platform_controller.PulseRuleSettings = None) →
                          mpf.core.platform_controller.HardwareRule

```

Add pulse on hit rule to driver.

Always do the full pulse. Even when the switch is released.

Parameters

- **enable_switch** – Switch which triggers the rule.
- **driver** –


```
class DriverRuleSettings
```
- **pulse_setting** –

class PulseRuleSettings**self.machine.service****class** mpf.core.service_controller.**ServiceController** (*machine*)

Bases: mpf.core.mpf_controller.MpfController

Provides all service information and can perform service tasks.

Accessing the service in codeThere is only one instance of the service in MPF, and it's accessible via `self.machine.service`.**Methods & Attributes**

The service has the following methods & attributes available. Note that methods & attributes inherited from base classes are not included here.

get_coil_map () → List[mpf.core.service_controller.CoilMap]

Return a map of all coils in the machine.

get_light_map () → List[mpf.core.service_controller.LightMap]

Return a map of all lights in the machine.

get_switch_map ()

Return a map of all switches in the machine.

is_in_service () → bool

Return true if in service mode.

start_service ()

Start service mode.

stop_service ()

Stop service mode.

self.machine.settings**class** mpf.core.settings_controller.**SettingsController** (*machine*)

Bases: mpf.core.mpf_controller.MpfController

Manages operator controllable settings.

Accessing the settings in codeThere is only one instance of the settings in MPF, and it's accessible via `self.machine.settings`.

Methods & Attributes

The settings has the following methods & attributes available. Note that methods & attributes inherited from base classes are not included here.

add_setting (*setting*: *mpf.core.settings_controller.SettingEntry*)

Add a setting.

get_setting_machine_var (*setting_name*)

Return machine var name.

get_setting_value (*setting_name*)

Return the current value of a setting.

get_setting_value_label (*setting_name*)

Return label for value.

get_settings () → List[*mpf.core.settings_controller.SettingEntry*]

Return all available settings.

set_setting_value (*setting_name*, *value*)

Set the value of a setting.

self.machine.show_controller

class *mpf.core.show_controller.ShowController* (*machine*)

Bases: *mpf.core.mpf_controller.MpfController*

Manages all the shows in a pinball machine.

The ShowController handles priorities, restores, running and stopping shows, etc.

Accessing the show_controller in code

There is only one instance of the show_controller in MPF, and it's accessible via *self.machine.show_controller*.

Methods & Attributes

The show_controller has the following methods & attributes available. Note that methods & attributes inherited from base classes are not included here.

create_show_config (*name*, *priority*=0, *speed*=1.0, *loops*=-1, *sync_ms*=None, *manual_advance*=False, *show_tokens*=None, *events_when_played*=None, *events_when_stopped*=None, *events_when_looped*=None, *events_when_paused*=None, *events_when_resumed*=None, *events_when_advanced*=None, *events_when_stepped_back*=None, *events_when_updated*=None, *events_when_completed*=None)

Create a show config.

get_next_show_id ()

Return the next show id.

play_show_with_config (*config*, *mode*=None, *start_time*=None)

Play and return a show from config.

Will add the mode priority if a mode is passed.

register_show (*name*)

Register a named show.

replace_or_advance_show (*old_instance*, *config*: *mpf.assets.show.ShowConfig*, *start_step*,
start_time=None, *start_running=True*, *stop_callback=None*)

Replace or advance show.

Compare a given show (may be empty) to a show config and ensure that the new config becomes effective. If the old show runs a config which is equal to the new config nothing will be done. If the *old_instance* is set to *manual_advance* and one step behind the target step it will advance the show. Otherwise, the old show is stopped and the new show is stopped in sync.

self.machine.switch_controller

class `mpf.core.switch_controller.SwitchController` (*machine*:
mpf.core.machine.MachineController)

Bases: `mpf.core.mpf_controller.MpfController`

Tracks all switches in the machine, receives switch activity, and converts switch changes into events.

Accessing the switch_controller in code

There is only one instance of the `switch_controller` in MPF, and it's accessible via `self.machine.switch_controller`.

Methods & Attributes

The `switch_controller` has the following methods & attributes available. Note that methods & attributes inherited from base classes are not included here.

add_monitor (*monitor*: *Callable[[mpf.core.switch_controller.MonitoredSwitchChange], None]*)

Add a monitor callback which is called on switch changes.

add_switch_handler (*switch_name*, *callback*, *state=1*, *ms=0*, *return_info=False*, *callback_kwargs=None*) → `mpf.core.switch_controller.SwitchHandler`

Register a handler to take action on a switch event.

Parameters

- **switch_name** – String name of the switch you're adding this handler for.
- **callback** – The method you want called when this switch handler fires.
- **state** – Integer of the state transition you want to callback to be triggered on. Default is 1 which means it's called when the switch goes from inactive to active, but you can also use 0 which means your callback will be called when the switch becomes inactive
- **ms** – Integer. If you specify a 'ms' parameter, the handler won't be called until the witch is in that state for that many milliseconds.
- **return_info** – If True, the switch controller will pass the parameters of the switch handler as arguments to the callback, including `switch_name`, `state`, and `ms`. If False (default), it just calls the callback with no parameters.
- **callback_kwargs** – Additional kwargs that will be passed with the callback.

You can mix & match entries for the same switch here.

add_switch_handler_obj (*switch*, *callback*, *state=1*, *ms=0*, *return_info=False*, *callback_kwargs=None*)

Register a handler to take action on a switch event.

Same as `add_switch_handler` but you can pass a switch object instead of a name.

static get_active_event_for_switch (*switch_name*)

Return the event name which is posted when `switch_name` becomes active.

is_active (*switch*, *ms=None*)

Query whether a switch is active.

Parameters

- **switch** – Switch object to check.
- **ms** – Milliseconds that the switch has been active. If this is non-zero, then this method will only return True if the switch has been in that state for at least the number of ms specified.

Returns: True if the switch_name has been active for the given number of ms. If ms is not specified, returns True if the switch is in the state regardless of how long it's been in that state.

is_inactive (*switch*, *ms=None*)

Query whether a switch is inactive.

Parameters

- **switch** – Switch object to check.
- **ms** – Milliseconds that the switch has been inactive. If this is non-zero, then this method will only return True if the switch has been in that state for at least the number of ms specified.

Returns: True if the switch_name has been inactive for the given number of ms. If ms is not specified, returns True if the switch is in the state regardless of how long it's been in that state.

is_state (*switch: mpf.devices.switch.Switch*, *state*, *ms=0.0*)

Check if switch is in state.

Query whether a switch is in a given state and (optionally) whether it has been in that state for the specified number of ms.

Parameters

- **switch** – Switch object to check.
- **state** – Bool of the state to check. True is active and False is inactive.
- **ms** – Milliseconds that the switch has been in that state. If this is non-zero, then this method will only return True if the switch has been in that state for at least the number of ms specified.

Returns: True if the switch_name has been in the state for the given number of ms. If ms is not specified, returns True if the switch is in the state regardless of how long it's been in that state.

log_active_switches (***kwargs*)

Write out entries to the INFO log file of all switches that are currently active.

process_switch (*name*, *state*, *logical=False*, *timestamp=None*)

Process a new switch state change for a switch by name.

This is the method that is called by the platform driver whenever a switch changes state. It's also used by the "other" modules that activate switches, including the keyboard and OSC interfaces.

State 0 means the switch changed from active to inactive, and 1 means it changed from inactive to active. (The hardware & platform code handles NC versus NO switches and translates them to 'active' versus 'inactive'.)

Parameters

- **name** – The string name of the switch.
- **state** – Boolean or int of state of the switch you're processing, True/1 is active, False/0 is inactive.
- **logical** – Boolean which specifies whether the 'state' argument represents the "physical" or "logical" state of the switch. If True, a 1 means this switch is active and a 0 means it's inactive, regardless of the NC/NO configuration of the switch. If False, then the state parameter passed will be inverted if the switch is configured to be an 'NC' type. Typically the hardware will send switch states in their raw (logical=False) states, but other interfaces like the keyboard and OSC will use logical=True.
- **timestamp** – Timestamp when this switch change happened.

process_switch_by_num (*num, state, platform, logical=False, timestamp=None*)

Process a switch state change by switch number.

Parameters

- **num** – The switch number (based on the platform number) for the switch you're setting.
- **state** – The state to set, either 0 or 1.
- **platform** – The platform this switch is on.
- **logical** – Whether the state you're setting is the logical or physical state of the switch. If a switch is NO (normally open), then the logical and physical states will be the same. NC (normally closed) switches will have physical and logical states that are inverted from each other.
- **timestamp** – Timestamp when this switch change happened.

process_switch_obj (*obj: mpf.devices.switch.Switch, state, logical, timestamp=None*)

Process a new switch state change for a switch by name.

Parameters

- **obj** – The switch object.
- **state** – Boolean or int of state of the switch you're processing, True/1 is active, False/0 is inactive.
- **logical** – Boolean which specifies whether the 'state' argument represents the "physical" or "logical" state of the switch. If True, a 1 means this switch is active and a 0 means it's inactive, regardless of the NC/NO configuration of the switch. If False, then the state parameter passed will be inverted if the switch is configured to be an 'NC' type. Typically the hardware will send switch states in their raw (logical=False) states, but other interfaces like the keyboard and OSC will use logical=True.
- **timestamp** – Timestamp when this switch change happened.

This is the method that is called by the platform driver whenever a switch changes state. It's also used by the "other" modules that activate switches, including the keyboard and OSC interfaces.

State 0 means the switch changed from active to inactive, and 1 means it changed from inactive to active. (The hardware & platform code handles NC versus NO switches and translates them to 'active' versus 'inactive'.)

register_switch (*switch: mpf.devices.switch.Switch*)

Add a switch object to the switch controller for tracking.

Parameters **switch** – Switch object to add

remove_monitor (*monitor: Callable[[mpf.core.switch_controller.MonitoredSwitchChange], None]*)

Remove a monitor callback.

remove_switch_handler (*switch_name, callback, state=1, ms=0*)

Remove a registered switch handler.

Currently this only works if you specify everything exactly as you set it up. (Except for `return_info`, which doesn't matter if true or false, it will remove either / both.

remove_switch_handler_by_key (*switch_handler: mpf.core.switch_controller.SwitchHandler*)

Remove switch handler by key returned from `add_switch_handler`.

remove_switch_handler_by_keys (*switch_handlers: List[mpf.core.switch_controller.SwitchHandler]*)

Remove switch handlers by list of keys returned from `add_switch_handler`.

remove_switch_handler_obj (*switch, callback, state=1, ms=0*)

Remove a registered switch handler.

Same as `remove_switch_handler` but takes a switch object instead of the name.

update_switches_from_hw ()

Update the states of all the switches by re-reading the states from the hardware platform.

This method works silently and does not post any events if any switches changed state.

verify_switches () → bool

Verify that switches states match the hardware.

Loops through all the switches and queries their hardware states via their platform interfaces and then compares that to the state that MPF thinks the switches are in.

Throws logging warnings if anything doesn't match.

This method is notification only. It doesn't fix anything.

wait_for_any_switch (*switches: List[mpf.devices.switch.Switch], state: int = 1, only_on_change=True, ms=0*)

Wait for the first switch in the list to change into state.

Parameters

- **switches** – Iterable of switches. Whichever switch changes first will trigger this wait.
- **state** – The state to wait for. 0 = inactive, 1 = active, 2 = opposite to current.
- **only_on_change** – Bool which controls whether this wait will be triggered now if the switch is already in the state, or whether it will wait until the switch changes into that state.
- **ms** – How long the switch needs to be in the new state to trigger the wait.

wait_for_switch (*switch: mpf.devices.switch.Switch, state: int = 1, only_on_change=True, ms=0*)

Wait for a switch to change into a state.

Parameters

- **switch** – String to wait for.
- **state** – The state to wait for. 0 = inactive, 1 = active, 2 = opposite to current.

- **only_on_change** – Bool which controls whether this wait will be triggered now if the switch is already in the state, or whether it will wait until the switch changes into that state.
- **ms** – How long the switch needs to be in the new state to trigger the wait.

self.machine.switch_player

class mpf.plugins.switch_player.**SwitchPlayer** (*machine*)
Bases: object

Plays back switch sequences from a config file, used for testing.

Accessing the switch_player in code

There is only one instance of the `switch_player` in MPF, and it's accessible via `self.machine.switch_player`.

Methods & Attributes

The `switch_player` has the following methods & attributes available. Note that methods & attributes inherited from base classes are not included here.

self.machine.text_ui

class mpf.core.text_ui.**TextUi** (*machine: MachineController*)
Bases: mpf.core.mpf_controller.MpfController

Handles the text-based UI.

Accessing the text_ui in code

There is only one instance of the `text_ui` in MPF, and it's accessible via `self.machine.text_ui`.

Methods & Attributes

The `text_ui` has the following methods & attributes available. Note that methods & attributes inherited from base classes are not included here.

stop (***kwargs*)
Stop the Text UI and restore the original console screen.

8.3.2 Devices

Instances of MPF devices, available at `self.machine.*device_collection*.*device_name*`. For example, a flipper device called “right_flipper” is at `self.machine.flippers.right_flipper`, and a multiball called “awesome” is accessible at `self.machine.multiballs.awesome`.

Note that device collections are accessible as attributes and items, so the right flipper mentioned above is also available to programmers at `self.machine.flippers['right_flipper']`.

Note: “Devices” in MPF are more than physical hardware devices. Many of the “game logic” components listed in the user documentation (achievements, ball holds, extra balls, etc.) are implemented as “devices” in MPF code. (So you can think of devices as being either physical or logical.)

Here’s a list of all the device types in MPF, linked to their API references.

self.machine.accelerometers.*

class `mpf.devices.accelerometer.Accelerometer` (**args, **kwargs*)

Bases: `mpf.core.system_wide_device.SystemWideDevice`

Implements a multi-axis accelerometer.

In modern machines, accelerometers can be used for tilt detection and to detect whether a machine is properly leveled.

The accelerometer device produces a data stream of readings which MPF converts to g-forces, and then events can be posted when the “hit” (or g-force) of an accelerometer exceeds a predefined threshold.

Accessing accelerometers in code

The device collection which contains the accelerometers in your machine is available via `self.machine.accelerometers`. For example, to access one called “foo”, you would use `self.machine.accelerometers.foo`. You can also access accelerometers in dictionary form, e.g. `self.machine.accelerometers['foo']`.

You can also get devices by tag or hardware number. See the DeviceCollection documentation for details.

Methods & Attributes

Accelerometers have the following methods & attributes available. Note that methods & attributes inherited from base classes are not included here.

format_log_line (*msg, context, error_no*) → str
Return a formatted log line with log link and context.

get_level_xyz () → float
Return current 3D level.

get_level_xz () → float
Return current 2D x/z level.

get_level_yz () → float
Return current 2D y/z level.

get_placeholder_value (*item*)
Get the value of a placeholder.

raise_config_error (*msg, error_no, *, context=None*) → NoReturn
Raise a ConfigFileError exception.

subscribe_attribute (*item, machine*)
Subscribe to an attribute.

update_acceleration (*x: float, y: float, z: float*) → None
Calculate acceleration based on readings from hardware.

self.machine.accruals.*

class mpf.devices.logic_blocks.**Accrual** (**args, **kwargs*)
Bases: mpf.devices.logic_blocks.LogicBlock

A type of LogicBlock which tracks many different events (steps) towards a goal.
The steps are able to happen in any order.

Accessing accruals in code

The device collection which contains the accruals in your machine is available via `self.machine.accruals`. For example, to access one called “foo”, you would use `self.machine.accruals.foo`. You can also access accruals in dictionary form, e.g. `self.machine.accruals['foo']`.

You can also get devices by tag or hardware number. See the DeviceCollection documentation for details.

Methods & Attributes

Accruals have the following methods & attributes available. Note that methods & attributes inherited from base classes are not included here.

complete ()
Mark this logic block as complete.

Posts the ‘events_when_complete’ events and optionally restarts this logic block or disables it, depending on this block’s configuration settings.

completed
Return if completed.

disable ()
Disable this logic block.

Automatically called when one of the `disable_event` events is posted. Can also manually be called.

enable ()
Enable this logic block.

Automatically called when one of the `enable_event` events is posted. Can also manually be called.

enabled
Return if enabled.

event_disable (***kwargs*)
Event handler for disable event.

event_enable (**kwargs)

Event handler for enable event.

event_reset (**kwargs)

Event handler for reset event.

event_restart (**kwargs)

Event handler for restart event.

format_log_line (msg, context, error_no) → str

Return a formatted log line with log link and context.

get_placeholder_value (item)

Get the value of a placeholder.

get_start_value () → List[bool]

Return start states.

hit (step: int, **kwargs)

Increase the hit progress towards completion.

Automatically called when one of the *count_events* is posted. Can also manually be called.

Parameters **step** – Integer of the step number (0 indexed) that was just hit.

raise_config_error (msg, error_no, *, context=None) → NoReturn

Raise a ConfigFileError exception.

reset ()

Reset the progress towards completion of this logic block.

Automatically called when one of the *reset_event* events is called. Can also be manually called.

restart ()

Restart this logic block by calling *reset()* and *enable()*.

Automatically called when one of the *restart_event* events is called. Can also be manually called.

subscribe_attribute (item, machine)

Subscribe to an attribute.

value

Return value or None if that is currently not possible.

self.machine.achievement_groups.*

class mpf.devices.achievement_group.**AchievementGroup** (*args, **kwargs)

Bases: mpf.core.mode_device.ModeDevice

An achievement group in a pinball machine.

It is tracked per player and can automatically restore state on the next ball.

Accessing achievement_groups in code

The device collection which contains the *achievement_groups* in your machine is available via *self.machine.achievement_groups*. For example, to access one called “foo”, you would use *self.machine.achievement_groups.foo*. You can also access *achievement_groups* in dictionary form, e.g. *self.machine.achievement_groups['foo']*.

You can also get devices by tag or hardware number. See the DeviceCollection documentation for details.

Methods & Attributes

Achievement_groups have the following methods & attributes available. Note that methods & attributes inherited from base classes are not included here.

disable ()

Disable achievement group.

enable ()

Enable achievement group.

enabled

Return enabled state.

event_disable (**kwargs)

Event handler for disable event.

event_enable (**kwargs)

Event handler for enable event.

event_rotate_left (**kwargs)

Event handler for rotate_left event.

event_rotate_right (reverse=False, **kwargs)

Event handler for rotate_right event.

event_select_random_achievement (**kwargs)

Event handler for select_random_achievement event.

event_start_selected (**kwargs)

Event handler for start_selected event.

format_log_line (msg, context, error_no) → str

Return a formatted log line with log link and context.

get_placeholder_value (item)

Get the value of a placeholder.

member_state_changed (**kwargs)

Notify the group that one of its members has changed state.

raise_config_error (msg, error_no, *, context=None) → NoReturn

Raise a ConfigFileError exception.

rotate_left ()

Rotate to the left.

rotate_right (reverse=False)

Rotate to the right.

select_random_achievement ()

Select a random achievement.

start_selected ()

Start the currently selected achievement.

subscribe_attribute (item, machine)

Subscribe to an attribute.

self.machine.achievements.*

class mpf.devices.achievement.**Achievement** (*args, **kwargs)
 Bases: mpf.core.mode_device.ModeDevice

An achievement in a pinball machine.

It is tracked per player and can automatically restore state on the next ball.

Accessing achievements in code

The device collection which contains the achievements in your machine is available via `self.machine.achievements`. For example, to access one called “foo”, you would use `self.machine.achievements.foo`. You can also access achievements in dictionary form, e.g. `self.machine.achievements['foo']`.

You can also get devices by tag or hardware number. See the DeviceCollection documentation for details.

Methods & Attributes

Achievements have the following methods & attributes available. Note that methods & attributes inherited from base classes are not included here.

can_be_selected_for_start

Return if this achievement can be selected and started.

complete ()

Complete achievement.

disable ()

Disable achievement.

enable ()

Enable the achievement.

It can only start if it was enabled before.

event_complete (kwargs)**

Event handler for complete event.

event_disable (kwargs)**

Event handler for disable event.

event_enable (kwargs)**

Event handler for enable event.

event_reset (kwargs)**

Event handler for reset event.

event_select (kwargs)**

Event handler for select event.

event_start (kwargs)**

Event handler for start event.

event_stop (kwargs)**

Event handler for stop event.

event_unselect (kwargs)**

Event handler for unselect event.

format_log_line (*msg, context, error_no*) → str
Return a formatted log line with log link and context.

get_placeholder_value (*item*)
Get the value of a placeholder.

raise_config_error (*msg, error_no, *, context=None*) → NoReturn
Raise a ConfigFileError exception.

reset ()
Reset the achievement to its initial state.

select ()
Highlight (select) this achievement.

selected
Return current selection state.

start ()
Start achievement.

state
Return current state.

stop ()
Stop achievement.

subscribe_attribute (*item, machine*)
Subscribe to an attribute.

unselect ()
Remove highlight (unselect) this achievement.

self.machine.autofires.*

class mpf.devices.autofire.**AutofireCoil** (**args, **kwargs*)
Bases: mpf.core.system_wide_device.SystemWideDevice

Autofire coils which fire based on switch hits with a hardware rule.

Coils in the pinball machine which should fire automatically based on switch hits using defined hardware switch rules.

Autofire coils work with rules written to the hardware pinball controller that allow them to respond “instantly” to switch hits versus waiting for the lag of USB and the host computer.

Examples of Autofire Coils are pop bumpers, slingshots, and kicking targets. (Flippers use the same autofire rules under the hood, but flipper devices have their own device type in MPF.)

Accessing autofires in code

The device collection which contains the autofires in your machine is available via `self.machine.autofires`. For example, to access one called “foo”, you would use `self.machine.autofires.foo`. You can also access autofires in dictionary form, e.g. `self.machine.autofires['foo']`.

You can also get devices by tag or hardware number. See the DeviceCollection documentation for details.

Methods & Attributes

Autofires have the following methods & attributes available. Note that methods & attributes inherited from base classes are not included here.

disable ()

Disable the autofire device.

This is typically called at the end of a ball and when a tilt event happens.

Parameters ****kwargs** – Not used, just included so this method can be used as an event call-back.

enable ()

Enable the autofire device.

This causes the coil to respond to the switch hits. This is typically called when a ball starts to enable the slingshots, pops, etc.

Note that there are several options for both the coil and the switch which can be incorporated into this rule, including recycle times, switch debounce, reversing the switch (fire the coil when the switch goes inactive), etc. These rules vary by hardware platform. See the user documentation for the hardware platform for details.

Parameters ****kwargs** – Not used, just included so this method can be used as an event call-back.

event_disable (**kwargs)

Handle disable control event.

To prevent multiple rules at the same time we prioritize disable > enable.

event_enable (**kwargs)

Handle enable control event.

To prevent multiple rules at the same time we prioritize disable > enable.

format_log_line (msg, context, error_no) → str

Return a formatted log line with log link and context.

get_placeholder_value (item)

Get the value of a placeholder.

raise_config_error (msg, error_no, *, context=None) → NoReturn

Raise a ConfigFileError exception.

subscribe_attribute (item, machine)

Subscribe to an attribute.

self.machine.ball_devices.*

class mpf.devices.ball_device.ball_device.**BallDevice** (*args, **kwargs)

Bases: mpf.core.system_wide_device.SystemWideDevice

Base class for a 'Ball Device' in a pinball machine.

A ball device is anything that can hold one or more balls, such as a trough, an eject hole, a VUK, a catapult, etc.

Args: Same as Device.

Accessing ball_devices in code

The device collection which contains the ball_devices in your machine is available via `self.machine.ball_devices`. For example, to access one called “foo”, you would use `self.machine.ball_devices.foo`. You can also access ball_devices in dictionary form, e.g. `self.machine.ball_devices['foo']`.

You can also get devices by tag or hardware number. See the DeviceCollection documentation for details.

Methods & Attributes

Ball_devices have the following methods & attributes available. Note that methods & attributes inherited from base classes are not included here.

add_incoming_ball (*incoming_ball*: *mpf.devices.ball_device.incoming_balls_handler.IncomingBall*)

Notify this device that there is a ball heading its way.

available_balls

Number of balls that are available to be ejected. This differs from *balls* since it’s possible that this device could have balls that are being used for some other eject, and thus not available.

balls

Return the number of balls we expect in the near future.

cancel_path_if_target_is (*start*, *target*)

Check if the ball is going to a certain target and cancel the path in that case.

capacity

Return the ball capacity.

eject (*balls=1*, *target=None*) → int

Eject balls to target.

Return the number of balls found for eject. The remaining balls are queued for eject when available.

eject_all (*target=None*) → bool

Eject all the balls from this device.

Parameters

- **target** – The string or BallDevice target for this eject. Default of None means *playfield*.
- ****kwargs** – unused

Returns True if there are balls to eject. False if this device is empty.

event_eject (*balls=1*, *target=None*, ***kwargs*)

Handle eject control event.

event_eject_all (*target=None*, ***kwargs*)

Handle eject_all control event.

event_entrance (***kwargs*)

Event handler for entrance events.

event_request_ball (*balls=1*, ***kwargs*)

Handle request_ball control event.

expected_ball_received ()

Handle an expected ball.

find_available_ball_in_path (*start*)

Try to remove available ball at the end of the path.

find_next_trough()

Find next trough after device.

find_one_available_ball (*path=deque([])*)

Find a path to a source device which has at least one available ball.

find_path_to_target (*target*)

Find a path to this target.

format_log_line (*msg, context, error_no*) → str

Return a formatted log line with log link and context.

get_placeholder_value (*item*)

Get the value of a placeholder.

handle_mechanical_eject_during_idle()

Handle mechanical eject.

classmethod is_playfield()

Return True if this ball device is a Playfield-type device, False if it's a regular ball device.

lost_ejected_ball (*target*)

Handle an outgoing lost ball.

lost_idle_ball()

Lost an ball while the device was idle.

lost_incoming_ball (*source*)

Handle lost ball which was confirmed to have left source.

raise_config_error (*msg, error_no, *, context=None*) → NoReturn

Raise a ConfigFileError exception.

remove_incoming_ball (*incoming_ball: mpf.devices.ball_device.incoming_balls_handler.IncomingBall*)

Remove a ball from the incoming balls queue.

request_ball (*balls=1*)

Request that one or more balls is added to this device.

Parameters

- **balls** – Integer of the number of balls that should be added to this device. A value of -1 will cause this device to try to fill itself.
- ****kwargs** – unused

requested_balls

Return the number of requested balls.

result = None

balldevice_(name)_ball_enter

desc: A ball (or balls) have just entered the ball device called “name”.

Note that this is a relay event based on the “unclaimed_balls” arg. Any unclaimed balls in the relay will be processed as new balls entering this device.

Please be aware that we did not add those balls to balls or available_balls of the device during this event.

args:

unclaimed_balls: The number of balls that have not yet been claimed. device: A reference to the ball device object that is posting this event.

Type event

set_eject_state (*state*)
Set the current device state.

setup_eject_chain (*path*, *player_controlled=False*)
Set up an eject chain.

setup_eject_chain_next_hop (*path*, *player_controlled*)
Set up one hop of the eject chain.

setup_player_controlled_eject (*target=None*)
Set up a player controlled eject.

state
Return the device state.

stop_device ()
Stop device.

subscribe_attribute (*item*, *machine*)
Subscribe to an attribute.

unexpected_ball_received ()
Handle an unexpected ball.

wait_for_ready_to_receive (*source*)
Wait until this device is ready to receive a ball.

self.machine.ball_holds.*

class mpf.devices.ball_hold.**BallHold** (**args*, ***kwargs*)
Bases: mpf.core.enable_disable_mixin.EnableDisableMixin, mpf.core.system_wide_device.SystemWideDevice, mpf.core.mode_device.ModeDevice

Ball hold device which can be used to keep balls in ball devices and control their eject later on.

Accessing ball_holds in code

The device collection which contains the ball_holds in your machine is available via `self.machine.ball_holds`. For example, to access one called “foo”, you would use `self.machine.ball_holds.foo`. You can also access ball_holds in dictionary form, e.g. `self.machine.ball_holds['foo']`.

You can also get devices by tag or hardware number. See the DeviceCollection documentation for details.

Methods & Attributes

Ball_holds have the following methods & attributes available. Note that methods & attributes inherited from base classes are not included here.

disable ()
Disable device.

enable () → None
Enable device.

enabled
Return true if enabled.

event_disable (**kwargs)

Handle disable control event.

event_enable (**kwargs)

Handle enable control event.

event_release_all (**kwargs)

Event handler for release_all event.

event_release_one (**kwargs)

Event handler for release_one event.

event_release_one_if_full (**kwargs)

Event handler for release_one_if_full event.

event_reset (**kwargs)

Event handler for reset event.

format_log_line (msg, context, error_no) → str

Return a formatted log line with log link and context.

get_placeholder_value (item)

Get the value of a placeholder.

is_full ()

Return true if hold is full.

persist_enabled

Return if enabled is persisted.

raise_config_error (msg, error_no, *, context=None) → NoReturn

Raise a ConfigFileError exception.

release_all ()

Release all balls in hold.

release_balls (balls_to_release)

Release all balls and return the actual amount of balls released.

Parameters balls_to_release – number of ball to release from hold

release_one ()

Release one ball.

release_one_if_full ()

Release one ball if hold is full.

remaining_space_in_hold ()

Return the remaining capacity of the hold.

reset ()

Reset the hold.

Will release held balls. Device status will stay the same (enabled/disabled). It will wait for those balls to drain and block ball_ending until they do. Those balls are not included in ball_in_play.

subscribe_attribute (item, machine)

Subscribe to an attribute.

`self.machine.ball_routings.*`

class `mpf.devices.ball_routing.BallRouting` (**args, **kwargs*)
Bases: `mpf.core.enable_disable_mixin.EnableDisableMixin`, `mpf.core.mode_device.ModeDevice`

Route balls from one device to another when captured.

Accessing `ball_routings` in code

The device collection which contains the `ball_routings` in your machine is available via `self.machine.ball_routings`. For example, to access one called “foo”, you would use `self.machine.ball_routings.foo`. You can also access `ball_routings` in dictionary form, e.g. `self.machine.ball_routings['foo']`.

You can also get devices by tag or hardware number. See the `DeviceCollection` documentation for details.

Methods & Attributes

`Ball_routings` have the following methods & attributes available. Note that methods & attributes inherited from base classes are not included here.

disable ()

Disable device.

enable () → None

Enable device.

enabled

Return true if enabled.

event_disable (***kwargs*)

Handle disable control event.

event_enable (***kwargs*)

Handle enable control event.

format_log_line (*msg, context, error_no*) → str

Return a formatted log line with log link and context.

get_placeholder_value (*item*)

Get the value of a placeholder.

persist_enabled

Return if enabled is persisted.

raise_config_error (*msg, error_no, *, context=None*) → NoReturn

Raise a `ConfigFileError` exception.

subscribe_attribute (*item, machine*)

Subscribe to an attribute.

self.machine.ball_saves.*

```
class mpf.devices.ball_save.BallSave (*args, **kwargs)
    Bases: mpf.core.system_wide_device.SystemWideDevice, mpf.core.mode_device.ModeDevice
```

Ball save device which will give back the ball within a certain time.

Accessing ball_saves in code

The device collection which contains the ball_saves in your machine is available via `self.machine.ball_saves`. For example, to access one called “foo”, you would use `self.machine.ball_saves.foo`. You can also access ball_saves in dictionary form, e.g. `self.machine.ball_saves['foo']`.

You can also get devices by tag or hardware number. See the DeviceCollection documentation for details.

Methods & Attributes

Ball_saves have the following methods & attributes available. Note that methods & attributes inherited from base classes are not included here.

```
delayed_eject ()
    Trigger eject of all scheduled balls.

disable () → None
    Disable ball save.

early_ball_save () → None
    Perform early ball save if enabled.

enable () → None
    Enable ball save.

event_delayed_eject (**kwargs)
    Event handler for delayed_eject event.

event_disable (**kwargs)
    Event handler for disable event.

event_early_ball_save (**kwargs)
    Event handler for early_ball_save event.

event_enable (**kwargs)
    Event handler for enable event.

event_timer_start (**kwargs)
    Event handler for timer start event.

format_log_line (msg, context, error_no) → str
    Return a formatted log line with log link and context.

get_placeholder_value (item)
    Get the value of a placeholder.

raise_config_error (msg, error_no, *, context=None) → NoReturn
    Raise a ConfigFileError exception.

subscribe_attribute (item, machine)
    Subscribe to an attribute.
```

timer_start () → None
Start the timer.

This is usually called after the ball was ejected while the ball save may have been enabled earlier.

self.machine.coils.*

class mpf.devices.driver.**Driver** (*machine: mpf.core.machine.MachineController, name: str*)
Bases: mpf.core.system_wide_device.SystemWideDevice

Generic class that holds driver objects.

A ‘driver’ is any device controlled from a driver board which is typically the high-voltage stuff like coils and flashers.

This class exposes the methods you should use on these driver types of devices. Each platform module (i.e. P-ROC, FAST, etc.) subclasses this class to actually communicate with the physical hardware and perform the actions.

Args: Same as the Device parent class

Accessing coils in code

The device collection which contains the coils in your machine is available via `self.machine.coils`. For example, to access one called “foo”, you would use `self.machine.coils.foo`. You can also access coils in dictionary form, e.g. `self.machine.coils['foo']`.

You can also get devices by tag or hardware number. See the DeviceCollection documentation for details.

Methods & Attributes

Coils have the following methods & attributes available. Note that methods & attributes inherited from base classes are not included here.

disable ()
Disable this driver.

enable (*pulse_ms: int = None, pulse_power: float = None, hold_power: float = None*)
Enable a driver by holding it ‘on’.

Parameters

- **pulse_ms** – The number of milliseconds the driver should be enabled for. If no value is provided, the driver will be enabled for the value specified in the config dictionary.
- **pulse_power** – The pulse power. A float between 0.0 and 1.0.
- **hold_power** – The pulse power. A float between 0.0 and 1.0.

If this driver is configured with a holdpatter, then this method will use that holdpatter to pwm pulse the driver.

If not, then this method will just enable the driver. As a safety precaution, if you want to enable() this driver without pwm, then you have to add the following option to this driver in your machine configuration files:

allow_enable: True

event_disable (***kwargs*)
Event handler for disable control event.

event_enable (*pulse_ms: int = None, pulse_power: float = None, hold_power: float = None, **kwargs*)
Event handler for control enable.

event_pulse (*pulse_ms: int = None, pulse_power: float = None, max_wait_ms: int = None, **kwargs*) → None
Event handler for pulse control events.

format_log_line (*msg, context, error_no*) → str
Return a formatted log line with log link and context.

get_and_verify_hold_power (*hold_power: Optional[float]*) → float
Return the hold power to use.

If *hold_power* is None it will use the *default_hold_power*. Additionally it will verify the limits.

get_and_verify_pulse_ms (*pulse_ms: Optional[int]*) → int
Return and verify *pulse_ms* to use.

If *pulse_ms* is None return the default.

get_and_verify_pulse_power (*pulse_power: Optional[float]*) → float
Return the pulse power to use.

If *pulse_power* is None it will use the *default_pulse_power*. Additionally it will verify the limits.

pulse (*pulse_ms: int = None, pulse_power: float = None, max_wait_ms: int = None*) → int
Pulse this driver.

Parameters

- **pulse_ms** – The number of milliseconds the driver should be enabled for. If no value is provided, the driver will be enabled for the value specified in the config dictionary.
- **pulse_power** – The pulse power. A float between 0.0 and 1.0.
- **max_wait_ms** – Maximum time this pulse may be delayed for PSU optimization.

raise_config_error (*msg, error_no, *, context=None*) → NoReturn
Raise a ConfigFileError exception.

self.machine.combo_switches.*

class mpf.devices.combo_switch.**ComboSwitch** (**args, **kwargs*)
Bases: mpf.core.system_wide_device.SystemWideDevice, mpf.core.mode_device.ModeDevice

Combo Switch device.

Accessing combo_switches in code

The device collection which contains the *combo_switches* in your machine is available via *self.machine.combo_switches*. For example, to access one called “foo”, you would use *self.machine.combo_switches.foo*. You can also access *combo_switches* in dictionary form, e.g. *self.machine.combo_switches['foo']*.

You can also get devices by tag or hardware number. See the DeviceCollection documentation for details.

Methods & Attributes

Combo_switches have the following methods & attributes available. Note that methods & attributes inherited from base classes are not included here.

enable () → None

Enable handler.

event_enable (**kwargs)

Event handler for enable event.

format_log_line (msg, context, error_no) → str

Return a formatted log line with log link and context.

get_placeholder_value (item)

Get the value of a placeholder.

raise_config_error (msg, error_no, *, context=None) → NoReturn

Raise a ConfigFileError exception.

state

Return current state.

subscribe_attribute (item, machine)

Subscribe to an attribute.

self.machine.counters.*

```
class mpf.devices.logic_blocks.Counter (machine: mpf.core.machine.MachineController,  
                                         name: str)  
    Bases: mpf.devices.logic_blocks.LogicBlock
```

A type of LogicBlock that tracks multiple hits of a single event.

This counter can be configured to track hits towards a specific end-goal (like number of tilt hits to tilt), or it can be an open-ended count (like total number of ramp shots).

It can also be configured to count up or to count down, and can have a configurable counting interval.

Accessing counters in code

The device collection which contains the counters in your machine is available via `self.machine.counters`. For example, to access one called “foo”, you would use `self.machine.counters.foo`. You can also access counters in dictionary form, e.g. `self.machine.counters['foo']`.

You can also get devices by tag or hardware number. See the DeviceCollection documentation for details.

Methods & Attributes

Counters have the following methods & attributes available. Note that methods & attributes inherited from base classes are not included here.

check_complete (count_complete_value=None)

Check if counter is completed.

Return true if the counter has reached or surpassed its specified completion value, return False if no completion criteria or is not complete.

complete ()

Mark this logic block as complete.

Posts the 'events_when_complete' events and optionally restarts this logic block or disables it, depending on this block's configuration settings.

completed

Return if completed.

count ()

Increase the hit progress towards completion.

This method is also automatically called when one of the `count_events` is posted.

disable ()

Disable this logic block.

Automatically called when one of the `disable_event` events is posted. Can also manually be called.

enable ()

Enable this logic block.

Automatically called when one of the `enable_event` events is posted. Can also manually be called.

enabled

Return if enabled.

event_add (value, **kwargs)

Add to the value of this counter.

Parameters

- **value** – Value to add to the counter.
- **kwargs** – Additional arguments.

event_count (kwargs)**

Event handler for count events.

event_disable (kwargs)**

Event handler for disable event.

event_enable (kwargs)**

Event handler for enable event.

event_jump (value, **kwargs)

Set the internal value of the counter.

Parameters

- **value** – Value to add to jump to.
- **kwargs** – Additional arguments.

event_reset (kwargs)**

Event handler for reset event.

event_restart (kwargs)**

Event handler for restart event.

event_subtract (value, **kwargs)

Subtract from the value of this counter.

Parameters

- **value** – Value to subtract from the counter.

- **kwargs** – Additional arguments.

format_log_line (*msg, context, error_no*) → str

Return a formatted log line with log link and context.

get_placeholder_value (*item*)

Get the value of a placeholder.

get_start_value () → int

Return start count.

raise_config_error (*msg, error_no, *, context=None*) → NoReturn

Raise a ConfigFileError exception.

reset ()

Reset the progress towards completion of this logic block.

Automatically called when one of the reset_event events is called. Can also be manually called.

restart ()

Restart this logic block by calling reset() and enable().

Automatically called when one of the restart_event events is called. Can also be manually called.

stop_ignoring_hits (**kwargs)

Cause the Counter to stop ignoring subsequent hits that occur within the 'multiple_hit_window'.

Automatically called when the window time expires. Can safely be manually called.

subscribe_attribute (*item, machine*)

Subscribe to an attribute.

value

Return value or None if that is currently not possible.

self.machine.digital_outputs.*

```
class mpf.devices.digital_output.DigitalOutput (machine:  
                                                mpf.core.machine.MachineController,  
                                                name: str)
```

Bases: mpf.core.system_wide_device.SystemWideDevice

A digital output on either a light or driver platform.

Accessing digital_outputs in code

The device collection which contains the digital_outputs in your machine is available via `self.machine.digital_outputs`. For example, to access one called “foo”, you would use `self.machine.digital_outputs.foo`. You can also access digital_outputs in dictionary form, e.g. `self.machine.digital_outputs['foo']`.

You can also get devices by tag or hardware number. See the DeviceCollection documentation for details.

Methods & Attributes

Digital_outputs have the following methods & attributes available. Note that methods & attributes inherited from base classes are not included here.

disable ()
 Disable digital output.

enable ()
 Enable digital output.

event_disable (**kwargs)
 Handle disable control event.

event_enable (**kwargs)
 Handle enable control event.

event_pulse (pulse_ms, **kwargs)
 Handle pulse control event.

format_log_line (msg, context, error_no) → str
 Return a formatted log line with log link and context.

pulse (pulse_ms)
 Pulse digital output.

raise_config_error (msg, error_no, *, context=None) → NoReturn
 Raise a ConfigFileError exception.

self.machine.diverters.*

class mpf.devices.diverter.**Diverter** (*args, **kwargs)
 Bases: mpf.core.system_wide_device.SystemWideDevice
 Represents a diverter in a pinball machine.
 Args: Same as the Device parent class.

Accessing diverters in code

The device collection which contains the diverters in your machine is available via `self.machine.diverters`. For example, to access one called “foo”, you would use `self.machine.diverters.foo`. You can also access diverters in dictionary form, e.g. `self.machine.diverters['foo']`.

You can also get devices by tag or hardware number. See the DeviceCollection documentation for details.

Methods & Attributes

Diverters have the following methods & attributes available. Note that methods & attributes inherited from base classes are not included here.

activate ()
 Physically activate this diverter’s coil.

deactivate ()
 Deactivate this diverter.

This method will disable the `activation_coil`, and (optionally) if it’s configured with a `deactivation_coil`, it will pulse it.

disable (*auto=False*)

Disable this diverter.

This method will remove the hardware rule if this diverter is activated via a hardware switch.

Parameters

- **auto** – Boolean value which is used to indicate whether this diverter disabled itself automatically. This is passed to the event which is posted.
- ****kwargs** – This is here because this disable method is called by whatever event the game programmer specifies in their machine configuration file, so we don't know what event that might be or whether it has random kwargs attached to it.

enable (*auto=False*)

Enable this diverter.

Parameters auto – Boolean value which is used to indicate whether this diverter enabled itself automatically. This is passed to the event which is posted.

If an 'activation_switches' is configured, then this method writes a hardware autofire rule to the pinball controller which fires the diverter coil when the switch is activated.

If no *activation_switches* is specified, then the diverter is activated immediately.

event_activate (***kwargs*)

Handle activate control event.

event_deactivate (***kwargs*)

Handle deactivate control event.

event_disable (*auto=False, **kwargs*)

Handle disable control event.

event_enable (*auto=False, **kwargs*)

Handle enable control event.

event_reset (***kwargs*)

Handle reset control event.

format_log_line (*msg, context, error_no*) → str

Return a formatted log line with log link and context.

get_placeholder_value (*item*)

Get the value of a placeholder.

raise_config_error (*msg, error_no, *, context=None*) → NoReturn

Raise a ConfigFileError exception.

reset ()

Reset and deactivate the diverter.

schedule_deactivation ()

Schedule a delay to deactivate this diverter.

subscribe_attribute (*item, machine*)

Subscribe to an attribute.

self.machine.dmds.*

```
class mpf.devices.dmd.Dmd(machine, name)
    Bases: mpf.core.system_wide_device.SystemWideDevice

    A physical DMD.
```

Accessing dmds in code

The device collection which contains the dmds in your machine is available via `self.machine.dmds`. For example, to access one called “foo”, you would use `self.machine.dmds.foo`. You can also access dmds in dictionary form, e.g. `self.machine.dmds['foo']`.

You can also get devices by tag or hardware number. See the DeviceCollection documentation for details.

Methods & Attributes

Dmds have the following methods & attributes available. Note that methods & attributes inherited from base classes are not included here.

```
format_log_line (msg, context, error_no) → str
    Return a formatted log line with log link and context.

raise_config_error (msg, error_no, *, context=None) → NoReturn
    Raise a ConfigFileError exception.

update (data: bytes)
    Update data on the dmd.

    Parameters data – bytes to send
```

self.machine.drop_target_banks.*

```
class mpf.devices.drop_target.DropTargetBank(*args, **kwargs)
    Bases: mpf.core.system_wide_device.SystemWideDevice, mpf.core.mode_device.ModeDevice
```

A bank of drop targets in a pinball machine by grouping together multiple *DropTarget* class devices.

Accessing drop_target_banks in code

The device collection which contains the drop_target_banks in your machine is available via `self.machine.drop_target_banks`. For example, to access one called “foo”, you would use `self.machine.drop_target_banks.foo`. You can also access drop_target_banks in dictionary form, e.g. `self.machine.drop_target_banks['foo']`.

You can also get devices by tag or hardware number. See the DeviceCollection documentation for details.

Methods & Attributes

Drop_target_banks have the following methods & attributes available. Note that methods & attributes inherited from base classes are not included here.

enable () → None
Enable handler.

event_enable (**kwargs)
Event handler for enable event.

event_reset (**kwargs)
Handle reset control event.

format_log_line (msg, context, error_no) → str
Return a formatted log line with log link and context.

get_placeholder_value (item)
Get the value of a placeholder.

member_target_change ()
Handle that a member drop target has changed state.

This method causes this group to update its down and up counts and complete status.

raise_config_error (msg, error_no, *, context=None) → NoReturn
Raise a ConfigFileError exception.

reset ()
Reset this bank of drop targets.

This method has some intelligence to figure out what coil(s) it should fire. It builds up a set by looking at its own reset_coil and reset_coils settings, and also scanning through all the member drop targets and collecting their coils. Then it pulses each of them. (This coil list is a “set” which means it only sends a single pulse to each coil, even if each drop target is configured with its own coil.)

subscribe_attribute (item, machine)
Subscribe to an attribute.

self.machine.drop_targets.*

class mpf.devices.drop_target.**DropTarget** (*args, **kwargs)
Bases: mpf.core.system_wide_device.SystemWideDevice

Represents a single drop target in a pinball machine.

Args: Same as the *Target* parent class

Accessing drop_targets in code

The device collection which contains the drop_targets in your machine is available via `self.machine.drop_targets`. For example, to access one called “foo”, you would use `self.machine.drop_targets.foo`. You can also access drop_targets in dictionary form, e.g. `self.machine.drop_targets['foo']`.

You can also get devices by tag or hardware number. See the DeviceCollection documentation for details.

Methods & Attributes

Drop_targets have the following methods & attributes available. Note that methods & attributes inherited from base classes are not included here.

add_to_bank (*bank*)

Add this drop target to a drop target bank.

This allows the bank to update its status based on state changes to this drop target.

Parameters **bank** – DropTargetBank object to add this drop target to.

disable_keep_up ()

No longer keep up the target up.

enable_keep_up ()

Keep the target up by enabling the coil.

event_disable_keep_up (**kwargs)

Handle disable_keep_up control event.

event_enable_keep_up (**kwargs)

Handle enable_keep_up control event.

event_knockdown (**kwargs)

Handle knockdown control event.

event_reset (**kwargs)

Handle reset control event.

external_reset_from_bank ()

Handle the reset from our bank.

The bank might pulse the coil from this device or it might have a separate reset coil which will trigger a reset on switch of this device. Make sure we do not mark the playfield as active.

format_log_line (*msg, context, error_no*) → str

Return a formatted log line with log link and context.

get_placeholder_value (*item*)

Get the value of a placeholder.

knockdown ()

Pulse the knockdown coil to knock down this drop target.

raise_config_error (*msg, error_no, *, context=None*) → NoReturn

Raise a ConfigFileError exception.

remove_from_bank (*bank*)

Remove the DropTarget from a bank.

Parameters **bank** – DropTargetBank object to remove

reset ()

Reset this drop target.

If this drop target is configured with a reset coil, then this method will pulse that coil. If not, then it checks to see if this drop target is part of a drop target bank, and if so, it calls the reset() method of the drop target bank.

This method does not reset the target profile, however, the switch event handler should reset the target profile on its own when the drop target physically moves back to the up position.

subscribe_attribute (*item, machine*)

Subscribe to an attribute.

`self.machine.dual_wound_coils.*`

class `mpf.devices.dual_wound_coil.DualWoundCoil` (*machine, name*)

Bases: `mpf.core.system_wide_device.SystemWideDevice`

An instance of a dual wound coil which consists of two coils.

Accessing `dual_wound_coils` in code

The device collection which contains the `dual_wound_coils` in your machine is available via `self.machine.dual_wound_coils`. For example, to access one called “foo”, you would use `self.machine.dual_wound_coils.foo`. You can also access `dual_wound_coils` in dictionary form, e.g. `self.machine.dual_wound_coils['foo']`.

You can also get devices by tag or hardware number. See the `DeviceCollection` documentation for details.

Methods & Attributes

`Dual_wound_coils` have the following methods & attributes available. Note that methods & attributes inherited from base classes are not included here.

disable ()

Disable a driver.

enable ()

Enable a dual wound coil.

Pulse main coil and enable hold coil.

event_disable (**kwargs)

Event handler for disable event.

event_enable (**kwargs)

Event handler for enable event.

event_pulse (*milliseconds: int = None, power: float = None, **kwargs*)

Event handler for pulse event.

format_log_line (*msg, context, error_no*) → str

Return a formatted log line with log link and context.

pulse (*milliseconds: int = None, power: float = None*)

Pulse this driver.

Parameters

- **milliseconds** – The number of milliseconds the driver should be enabled for. If no value is provided, the driver will be enabled for the value specified in the config dictionary.
- **power** – A multiplier that will be applied to the default pulse time, typically a float between 0.0 and 1.0. (Note this is can only be used if `milliseconds` is also specified.)

raise_config_error (*msg, error_no, *, context=None*) → NoReturn

Raise a `ConfigFileError` exception.

self.machine.extra_ball_groups.*

```
class mpf.devices.extra_ball_group.ExtraBallGroup (*args, **kwargs)
    Bases: mpf.core.system_wide_device.SystemWideDevice
```

Tracks and manages groups of extra balls devices.

Accessing extra_ball_groups in code

The device collection which contains the extra_ball_groups in your machine is available via `self.machine.extra_ball_groups`. For example, to access one called “foo”, you would use `self.machine.extra_ball_groups.foo`. You can also access extra_ball_groups in dictionary form, e.g. `self.machine.extra_ball_groups['foo']`.

You can also get devices by tag or hardware number. See the DeviceCollection documentation for details.

Methods & Attributes

Extra_ball_groups have the following methods & attributes available. Note that methods & attributes inherited from base classes are not included here.

award (*posted_unlit_events=False*)

Immediately awards an extra ball.

This event first checks to make sure the limits of the max extra balls have not been exceeded and that this group is enabled.

Note that this method will work even if this group does not have any extra balls or extra balls lit. You can use this to directly award an extra ball.

award_disabled ()

Post the events when an extra ball connect be awarded.

award_lit ()

Award a lit extra ball.

If the player does not have any lit extra balls, this method does nothing.

enabled

Return whether this extra ball group is enabled.

This attribute considers the enabled setting plus the max balls per game and ball settings.

event_award (*posted_unlit_events=False, **kwargs*)

Handle award control event.

event_award_lit (***kwargs*)

Handle award_lit control event.

event_light (***kwargs*)

Handle light control event.

format_log_line (*msg, context, error_no*) → str

Return a formatted log line with log link and context.

get_placeholder_value (*item*)

Get the value of a placeholder.

is_ok_to_light () → bool

Check if it's possible to light an extra ball.

Returns True or False.

This method checks to see if the group is enabled and whether the max_lit setting has been exceeded.

light ()

Light the extra ball for possible collection by the player.

This method checks that the group is enabled and that the max lit value has not been exceeded. If so, this method will post the extra ball disabled events.

raise_config_error (*msg, error_no, *, context=None*) → NoReturn

Raise a ConfigFileError exception.

subscribe_attribute (*item, machine*)

Subscribe to an attribute.

self.machine.extra_balls.*

class mpf.devices.extra_ball.**ExtraBall** (**args, **kwargs*)

Bases: mpf.core.mode_device.ModeDevice

An extra ball which can be awarded once per player.

Accessing extra_balls in code

The device collection which contains the extra_balls in your machine is available via `self.machine.extra_balls`. For example, to access one called "foo", you would use `self.machine.extra_balls.foo`. You can also access extra_balls in dictionary form, e.g. `self.machine.extra_balls['foo']`.

You can also get devices by tag or hardware number. See the DeviceCollection documentation for details.

Methods & Attributes

Extra_balls have the following methods & attributes available. Note that methods & attributes inherited from base classes are not included here.

award ()

Award extra ball to player (if enabled).

enable () → None

Enable handler.

enabled

Return whether this extra ball group is enabled.

This takes into consideration the enabled setting plus the max balls per game setting.

event_award (***kwargs*)

Handle award control event.

event_enable (***kwargs*)

Event handler for enable event.

event_light (***kwargs*)

Handle light control event.

format_log_line (*msg, context, error_no*) → str
Return a formatted log line with log link and context.

get_placeholder_value (*item*)
Get the value of a placeholder.

group
The ExtraBallGroup this ExtraBall belongs to, or None.

is_ok_to_award () → bool
Check whether this extra ball can be awarded.

This method takes into consideration whether this extra ball is enabled, whether the `max_per_game` has been exceeded, and, if this extra ball is a member of a group, whether the group is enabled and will allow an additional extra ball to be awarded.

Returns True or False.

is_ok_to_light () → bool
Check whether this extra ball can be lit.

This method takes into consideration whether this extra ball is enabled, and, if this extra ball is a member of a group, whether the group is enabled and will allow an additional extra ball to lit.

Returns True or False.

light ()
Light an extra ball for potential collection by the player.

Lighting an extra ball will immediately increase count against the `max_per_game` setting, even if the extra ball is a member of a group that's disabled or if the player never actually collects the extra ball.

Note that this only really does anything if this extra ball is a member of a group.

player
The current player

raise_config_error (*msg, error_no, *, context=None*) → NoReturn
Raise a ConfigFileError exception.

subscribe_attribute (*item, machine*)
Subscribe to an attribute.

self.machine.flippers.*

class mpf.devices.flipper.Flipper (**args, **kwargs*)
Bases: mpf.core.system_wide_device.SystemWideDevice

Represents a flipper in a pinball machine. Subclass of Device.

Contains several methods for actions that can be performed on this flipper, like `enable()`, `disable()`, etc.

Flippers have several options, including player buttons, EOS switches, multiple coil options (pulsing, hold coils, etc.)

Parameters

- **machine** – A reference to the machine controller instance.
- **name** – A string of the name you'll refer to this flipper object as.

Accessing flippers in code

The device collection which contains the flippers in your machine is available via `self.machine.flippers`. For example, to access one called “foo”, you would use `self.machine.flippers.foo`. You can also access flippers in dictionary form, e.g. `self.machine.flippers['foo']`.

You can also get devices by tag or hardware number. See the DeviceCollection documentation for details.

Methods & Attributes

Flippers have the following methods & attributes available. Note that methods & attributes inherited from base classes are not included here.

disable()

Disable the flipper.

This method makes it so the cabinet flipper buttons no longer control the flippers. Used when no game is active and when the player has tilted.

enable()

Enable the flipper by writing the necessary hardware rules to the hardware controller.

The hardware rules for coils can be kind of complex given all the options, so we’ve mapped all the options out here. We literally have methods to enable the various rules based on the rule letters here, which we’ve implemented below. Keeps it easy to understand. :)

Note there’s a platform feature saved at: `self.machine.config['platform']['hw_enable_auto_disable']`. If True, it means that the platform hardware rules will automatically disable a coil that has been enabled when the trigger switch is disabled. If False, it means the hardware platform needs its own rule to disable the coil when the switch is disabled. Methods F and G below check for that feature setting and will not be applied to the hardware if it’s True.

Two coils, using EOS switch to indicate the end of the power stroke: Rule Type Coil Switch Action A. Enable Main Button active D. Enable Hold Button active E. Disable Main EOS active

One coil, using EOS switch (not implemented): Rule Type Coil Switch Action A. Enable Main Button active H. PWM Main EOS active

Two coils, not using EOS switch: Rule Type Coil Switch Action B. Pulse Main Button active D. Enable Hold Button active

One coil, not using EOS switch: Rule Type Coil Switch Action C. Pulse/PWM Main button active

Use EOS switch for safety (for platforms that support mutiple switch rules). Note that this rule is the letter “i”, not a numeral 1. I. Enable power if button is active and EOS is not active

event_disable(kwargs)**

Handle disable control event.

To prevent multiple rules at the same time we prioritize disable > enable.

event_enable(kwargs)**

Handle enable control event.

To prevent multiple rules at the same time we prioritize disable > enable.

event_sw_flip(kwargs)**

Handle sw_flip control event.

event_sw_release(kwargs)**

Handle sw_release control event.

format_log_line (*msg, context, error_no*) → str
Return a formatted log line with log link and context.

get_placeholder_value (*item*)
Get the value of a placeholder.

raise_config_error (*msg, error_no, *, context=None*) → NoReturn
Raise a ConfigFileError exception.

subscribe_attribute (*item, machine*)
Subscribe to an attribute.

sw_flip ()
Activate the flipper via software as if the flipper button was pushed.

This is needed because the real flipper activations are handled in hardware, so if you want to flip the flippers with the keyboard or OSC interfaces, you have to call this method.

Note this method will keep this flipper enabled until you call `sw_release()`.

sw_release ()
Deactivate the flipper via software as if the flipper button was released.

See the documentation for `sw_flip()` for details.

self.machine.hardware_sound_systems.*

class `mpf.devices.hardware_sound_system.HardwareSoundSystem` (*machine, name*)
Bases: `mpf.core.system_wide_device.SystemWideDevice`
Hardware sound system using in EM and SS machines.

Accessing hardware_sound_systems in code

The device collection which contains the `hardware_sound_systems` in your machine is available via `self.machine.hardware_sound_systems`. For example, to access one called “foo”, you would use `self.machine.hardware_sound_systems.foo`. You can also access `hardware_sound_systems` in dictionary form, e.g. `self.machine.hardware_sound_systems['foo']`.

You can also get devices by tag or hardware number. See the DeviceCollection documentation for details.

Methods & Attributes

Hardware_sound_systems have the following methods & attributes available. Note that methods & attributes inherited from base classes are not included here.

decrease_volume (*volume: float, track: int = 1*)
Increase volume.

format_log_line (*msg, context, error_no*) → str
Return a formatted log line with log link and context.

increase_volume (*volume: float, track: int = 1*)
Increase volume.

play (*sound_number: int, track: int = 1*)
Play a sound.

play_file (*file: str, platform_options, track: int = 1*)

Play a sound file.

raise_config_error (*msg, error_no, *, context=None*) → NoReturn

Raise a ConfigFileError exception.

set_volume (*volume: float, track: int = 1*)

Set volume.

stop_all_sounds (*track: int = 1*)

Stop all sounds on track.

text_to_speech (*text: str, platform_options, track: int = 1*)

Text to speech output.

self.machine.kickbacks.*

class mpf.devices.kickback.**Kickback** (**args, **kwargs*)

Bases: *mpf.devices.autofire.AutofireCoil*

A kickback device which will fire a ball back into the playfield.

Accessing kickbacks in code

The device collection which contains the kickbacks in your machine is available via `self.machine.kickbacks`. For example, to access one called “foo”, you would use `self.machine.kickbacks.foo`. You can also access kickbacks in dictionary form, e.g. `self.machine.kickbacks['foo']`.

You can also get devices by tag or hardware number. See the DeviceCollection documentation for details.

Methods & Attributes

Kickbacks have the following methods & attributes available. Note that methods & attributes inherited from base classes are not included here.

disable ()

Disable the autofire device.

This is typically called at the end of a ball and when a tilt event happens.

Parameters ****kwargs** – Not used, just included so this method can be used as an event call-back.

enable ()

Enable the autofire device.

This causes the coil to respond to the switch hits. This is typically called when a ball starts to enable the slingshots, pops, etc.

Note that there are several options for both the coil and the switch which can be incorporated into this rule, including recycle times, switch debounce, reversing the switch (fire the coil when the switch goes inactive), etc. These rules vary by hardware platform. See the user documentation for the hardware platform for details.

Parameters ****kwargs** – Not used, just included so this method can be used as an event call-back.

event_disable (**kwargs)

Handle disable control event.

To prevent multiple rules at the same time we prioritize disable > enable.

event_enable (**kwargs)

Handle enable control event.

To prevent multiple rules at the same time we prioritize disable > enable.

format_log_line (msg, context, error_no) → str

Return a formatted log line with log link and context.

get_placeholder_value (item)

Get the value of a placeholder.

raise_config_error (msg, error_no, *, context=None) → NoReturn

Raise a ConfigFileError exception.

subscribe_attribute (item, machine)

Subscribe to an attribute.

self.machine.light_rings.*

```
class mpf.devices.light_group.LightRing (machine: mpf.core.machine.MachineController,
                                             name)
```

Bases: mpf.devices.light_group.LightGroup

A light ring.

Accessing light_rings in code

The device collection which contains the light_rings in your machine is available via `self.machine.light_rings`. For example, to access one called “foo”, you would use `self.machine.light_rings.foo`. You can also access light_rings in dictionary form, e.g. `self.machine.light_rings['foo']`.

You can also get devices by tag or hardware number. See the DeviceCollection documentation for details.

Methods & Attributes

Light_rings have the following methods & attributes available. Note that methods & attributes inherited from base classes are not included here.

color (color, fade_ms=None, priority=0, key=None)

Call color on all lights in this group.

format_log_line (msg, context, error_no) → str

Return a formatted log line with log link and context.

get_token ()

Return all lights in group as token.

raise_config_error (msg, error_no, *, context=None) → NoReturn

Raise a ConfigFileError exception.

`self.machine.light_stripes.*`

```
class mpf.devices.light_group.LightStrip (machine: mpf.core.machine.MachineController,  
                                           name)  
    Bases: mpf.devices.light_group.LightGroup
```

A light stripe.

Accessing light_stripes in code

The device collection which contains the light_stripes in your machine is available via `self.machine.light_stripes`. For example, to access one called “foo”, you would use `self.machine.light_stripes.foo`. You can also access light_stripes in dictionary form, e.g. `self.machine.light_stripes['foo']`.

You can also get devices by tag or hardware number. See the DeviceCollection documentation for details.

Methods & Attributes

Light_stripes have the following methods & attributes available. Note that methods & attributes inherited from base classes are not included here.

```
color (color, fade_ms=None, priority=0, key=None)
```

Call color on all lights in this group.

```
format_log_line (msg, context, error_no) → str
```

Return a formatted log line with log link and context.

```
get_token ()
```

Return all lights in group as token.

```
raise_config_error (msg, error_no, *, context=None) → NoReturn
```

Raise a ConfigFileError exception.

`self.machine.lights.*`

```
class mpf.devices.light.Light (*args, **kwargs)
```

```
    Bases: mpf.core.system_wide_device.SystemWideDevice, mpf.devices.  
           device_mixins.DevicePositionMixin
```

A light in a pinball machine.

Accessing lights in code

The device collection which contains the lights in your machine is available via `self.machine.lights`. For example, to access one called “foo”, you would use `self.machine.lights.foo`. You can also access lights in dictionary form, e.g. `self.machine.lights['foo']`.

You can also get devices by tag or hardware number. See the DeviceCollection documentation for details.

Methods & Attributes

Lights have the following methods & attributes available. Note that methods & attributes inherited from base classes are not included here.

clear_stack ()

Remove all entries from the stack and resets this light to 'off'.

color (*color*, *fade_ms=None*, *priority=0*, *key=None*, *start_time=None*)

Add or update a color entry in this light's stack.

Calling this methods is how you tell this light what color you want it to be.

Parameters

- **color** – `RGBColor()` instance, or a string color name, hex value, or 3-integer list/tuple of colors.
- **fade_ms** – Int of the number of ms you want this light to fade to the color in. A value of 0 means it's instant. A value of `None` (the default) means that it will use this light's and/or the machine's default `fade_ms` setting.
- **priority** – Int value of the priority of these incoming settings. If this light has current settings in the stack at a higher priority, the settings you're adding here won't take effect. However they're still added to the stack, so if the higher priority settings are removed, then the next-highest apply.
- **key** – An arbitrary identifier (can be any immutable object) that's used to identify these settings for later removal. If any settings in the stack already have this key, those settings will be replaced with these new settings.
- **start_time** – Time this occurred to synchronize lights.

color_correct (*color*)

Apply the current color correction profile to the color passed.

Parameters **color** – The `RGBColor()` instance you want to get color corrected.

Returns an updated `RGBColor()` instance with the current color correction profile applied.

Note that if there is no current color correction profile applied, the returned color will be the same as the color that was passed.

fade_in_progress

Return true if a fade is in progress.

format_log_line (*msg*, *context*, *error_no*) → str

Return a formatted log line with log link and context.

gamma_correct (*color*)

Apply max brightness correction to color.

Parameters **color** – The `RGBColor()` instance you want to have gamma applied.

Returns an updated `RGBColor()` instance with gamma corrected.

get_color ()

Return an `RGBColor()` instance of the 'color' setting of the highest color setting in the stack.

This is usually the same color as the physical light, but not always (since physical lights are updated once per frame, this value could vary).

Also note the color returned is the "raw" color that does has not had the color correction profile applied.

get_color_below (*priority, key*)

Return an RGBColor() instance of the ‘color’ setting of the highest color below a certain key.

Similar to get_color.

get_hw_numbers ()

Return a list of all hardware driver numbers.

get_placeholder_value (*item*)

Get the value of a placeholder.

get_successor_number ()

Get the number of the next light channel.

We first have to find the last channel and then get the next number based on that.

off (*fade_ms=None, priority=0, key=None, **kwargs*)

Turn light off.

Parameters

- **key** – key for removal later on
- **priority** – priority on stack
- **fade_ms** – duration of fade

on (*brightness=None, fade_ms=None, priority=0, key=None, **kwargs*)

Turn light on.

Parameters

- **brightness** – Brightness factor for “on”.
- **key** – key for removal later on
- **priority** – priority on stack
- **fade_ms** – duration of fade

raise_config_error (*msg, error_no, *, context=None*) → NoReturn

Raise a ConfigFileError exception.

remove_from_stack_by_key (*key, fade_ms=None*)

Remove a group of color settings from the stack.

Parameters

- **key** – The key of the settings to remove (based on the ‘key’ parameter that was originally passed to the color() method.)
- **fade_ms** – Time to fade out the light.

This method triggers a light update, so if the highest priority settings were removed, the light will be updated with whatever’s below it. If no settings remain after these are removed, the light will turn off.

stack

A list of dicts which represents different commands that have come in to set this light to a certain color (and/or fade). Each entry in the list contains the following key/value pairs:

priority: The relative priority of this color command. Higher numbers take precedent, and the highest priority entry will be the command that’s currently active. In the event of a tie, whichever entry was added last wins (based on ‘start_time’ below).

start_time: The clock time when this command was added. Primarily used to calculate fades, but also used as a tie-breaker for multiple entries with the same priority.

start_color: RGBColor() of the color of this light when this command came in.

dest_time: Clock time that represents when a fade (from start_color to dest_color) will be done. If this is 0, that means there is no fade. When a fade is complete, this value is reset to 0.

dest_color: RGBColor() of the destination this light is fading to. If a command comes in with no fade, then this will be the same as the 'color' below.

key: An arbitrary unique identifier to keep multiple entries in the stack separate. If a new color command comes in with a key that already exists for an entry in the stack, that entry will be replaced by the new entry. The key is also used to remove entries from the stack (e.g. when shows or modes end and they want to remove their commands from the light).

subscribe_attribute (*item, machine*)

Subscribe to an attribute.

wait_for_loaded ()

Return future.

x

Get the X value from the config.

Returns the devices x position from config

y

Get the Y value from the config.

Returns the devices y position from config

z

Get the Z value from the config.

Returns the devices z position from config

self.machine.magnets.*

class mpf.devices.magnet.**Magnet** (*args, **kwargs)

Bases: mpf.core.enable_disable_mixin.EnableDisableMixinSystemWideDevice, mpf.core.system_wide_device.SystemWideDevice

Controls a playfield magnet in a pinball machine.

Accessing magnets in code

The device collection which contains the magnets in your machine is available via `self.machine.magnets`. For example, to access one called "foo", you would use `self.machine.magnets.foo`. You can also access magnets in dictionary form, e.g. `self.machine.magnets['foo']`.

You can also get devices by tag or hardware number. See the DeviceCollection documentation for details.

Methods & Attributes

Magnets have the following methods & attributes available. Note that methods & attributes inherited from base classes are not included here.

disable ()

Disable device.

enable () → None
Enable device.

event_disable (**kwargs)
Handle disable control event.

event_enable (**kwargs)
Handle enable control event.

event_fling_ball (**kwargs)
Event handler for fling_ball event.

event_grab_ball (**kwargs)
Event handler for grab_ball event.

event_release_ball (**kwargs)
Event handler for release_ball event.

event_reset (**kwargs)
Event handler for reset event.

fling_ball ()
Fling the grabbed ball.

format_log_line (msg, context, error_no) → str
Return a formatted log line with log link and context.

get_placeholder_value (item)
Get the value of a placeholder.

grab_ball ()
Grab a ball.

raise_config_error (msg, error_no, *, context=None) → NoReturn
Raise a ConfigFileError exception.

release_ball ()
Release the grabbed ball.

reset ()
Release ball and disable magnet.

subscribe_attribute (item, machine)
Subscribe to an attribute.

self.machine.motors.*

class mpf.devices.motor.**Motor** (machine, name)
Bases: mpf.core.system_wide_device.SystemWideDevice
A motor which can be controlled using drivers.

Accessing motors in code

The device collection which contains the motors in your machine is available via `self.machine.motors`. For example, to access one called “foo”, you would use `self.machine.motors.foo`. You can also access motors in dictionary form, e.g. `self.machine.motors['foo']`.

You can also get devices by tag or hardware number. See the DeviceCollection documentation for details.

Methods & Attributes

Motors have the following methods & attributes available. Note that methods & attributes inherited from base classes are not included here.

event_go_to_position (*position=None, **kwargs*)
Event handler for go_to_position event.

event_reset (***kwargs*)
Event handler for reset event.

format_log_line (*msg, context, error_no*) → str
Return a formatted log line with log link and context.

go_to_position (*position*)
Move motor to a specific position.

raise_config_error (*msg, error_no, *, context=None*) → NoReturn
Raise a ConfigFileError exception.

reset ()
Go to reset position.

self.machine.multiball_locks.*

class mpf.devices.multiball_lock.**MultiballLock** (**args, **kwargs*)
Bases: mpf.core.enable_disable_mixin.EnableDisableMixin, mpf.core.mode_device.ModeDevice
Ball lock device which locks balls for a multiball.

Accessing multiball_locks in code

The device collection which contains the multiball_locks in your machine is available via `self.machine.multiball_locks`. For example, to access one called “foo”, you would use `self.machine.multiball_locks.foo`. You can also access multiball_locks in dictionary form, e.g. `self.machine.multiball_locks['foo']`.

You can also get devices by tag or hardware number. See the DeviceCollection documentation for details.

Methods & Attributes

Multiball_locks have the following methods & attributes available. Note that methods & attributes inherited from base classes are not included here.

disable ()
Disable device.

enable () → None
Enable device.

enabled
Return true if enabled.

event_disable (***kwargs*)
Handle disable control event.

event_enable (***kwargs*)
Handle enable control event.

event_reset_all_counts (***kwargs*)
Event handler for reset_all_counts event.

event_reset_count_for_current_player (***kwargs*)
Event handler for reset_count_for_current_player event.

format_log_line (*msg, context, error_no*) → str
Return a formatted log line with log link and context.

get_placeholder_value (*item*)
Get the value of a placeholder.

is_virtually_full
Return true if lock is full.

locked_balls
Return the number of locked balls for the current player.

persist_enabled
Return if enabled is persisted.

raise_config_error (*msg, error_no, *, context=None*) → NoReturn
Raise a ConfigFileError exception.

remaining_virtual_space_in_lock
Return the remaining capacity of the lock.

reset_all_counts ()
Reset the locked balls for all players.

reset_count_for_current_player ()
Reset the locked balls for the current player.

subscribe_attribute (*item, machine*)
Subscribe to an attribute.

self.machine.multiballs.*

class mpf.devices.multiball.**Multiball** (**args, **kwargs*)
Bases: mpf.core.enable_disable_mixin.EnableDisableMixin, mpf.core.system_wide_device.SystemWideDevice, mpf.core.mode_device.ModeDevice
Multiball device for MPF.

Accessing multiballs in code

The device collection which contains the multiballs in your machine is available via `self.machine.multiballs`. For example, to access one called “foo”, you would use `self.machine.multiballs.foo`. You can also access multiballs in dictionary form, e.g. `self.machine.multiballs['foo']`.

You can also get devices by tag or hardware number. See the DeviceCollection documentation for details.

Methods & Attributes

Multiballs have the following methods & attributes available. Note that methods & attributes inherited from base classes are not included here.

add_a_ball ()

Add a ball if multiball has started.

disable ()

Disable device.

enable () → None

Enable device.

enabled

Return true if enabled.

event_add_a_ball (**kwargs)

Event handler for add_a_ball event.

event_disable (**kwargs)

Handle disable control event.

event_enable (**kwargs)

Handle enable control event.

event_reset (**kwargs)

Event handler for reset event.

event_start (**kwargs)

Event handler for start event.

event_start_or_add_a_ball (**kwargs)

Event handler for start_or_add_a_ball event.

event_stop (**kwargs)

Event handler for stop event.

format_log_line (msg, context, error_no) → str

Return a formatted log line with log link and context.

get_placeholder_value (item)

Get the value of a placeholder.

persist_enabled

Return if enabled is persisted.

raise_config_error (msg, error_no, *, context=None) → NoReturn

Raise a ConfigFileError exception.

reset ()

Reset the multiball and disable it.

start ()

Start multiball.

start_or_add_a_ball ()

Start multiball or add a ball if multiball has started.

stop ()

Stop shoot again.

subscribe_attribute (item, machine)

Subscribe to an attribute.

self.machine.playfield_transfers.***class** mpf.devices.playfield_transfer.**PlayfieldTransfer** (*machine, name*)

Bases: mpf.core.system_wide_device.SystemWideDevice

Device which move a ball from one playfield to another.

Accessing playfield_transfers in code

The device collection which contains the playfield_transfers in your machine is available via `self.machine.playfield_transfers`. For example, to access one called “foo”, you would use `self.machine.playfield_transfers.foo`. You can also access playfield_transfers in dictionary form, e.g. `self.machine.playfield_transfers['foo']`.

You can also get devices by tag or hardware number. See the DeviceCollection documentation for details.

Methods & Attributes

Playfield_transfers have the following methods & attributes available. Note that methods & attributes inherited from base classes are not included here.

event_transfer (***kwargs*)

Event handler for transfer event.

format_log_line (*msg, context, error_no*) → str

Return a formatted log line with log link and context.

raise_config_error (*msg, error_no, *, context=None*) → NoReturn

Raise a ConfigFileError exception.

transfer ()

Transfer a ball to the target playfield.

self.machine.playfields.***class** mpf.devices.playfield.**Playfield** (**args, **kwargs*)

Bases: mpf.core.system_wide_device.SystemWideDevice

One playfield in a pinball machine.

Accessing playfields in code

The device collection which contains the playfields in your machine is available via `self.machine.playfields`. For example, to access one called “foo”, you would use `self.machine.playfields.foo`. You can also access playfields in dictionary form, e.g. `self.machine.playfields['foo']`.

You can also get devices by tag or hardware number. See the DeviceCollection documentation for details.

Methods & Attributes

Playfields have the following methods & attributes available. Note that methods & attributes inherited from base classes are not included here.

add_ball (*balls=1, source_device=None, player_controlled=False*) → bool

Add live ball(s) to the playfield.

Parameters

- **balls** – Integer of the number of balls you’d like to add.
- **source_device** – Optional ball device object you’d like to add the ball(s) from.
- **player_controlled** – Boolean which specifies whether this event is player controlled. (See not below for details)

Returns True if it’s able to process the add_ball() request, False if it cannot.

The source_device arg is included to give you an options for specifying the source of the ball(s) to be added. This argument is optional, so if you don’t supply them then MPF will use the default_source_device of this playfield.

This method does *not* increase the game controller’s count of the number of balls in play. So if you want to add balls (like in a multiball scenario), you need to call this method along with `self.machine.game.add_balls_in_play()`.

MPF tracks the number of balls in play separately from the actual balls on the playfield because there are numerous situations where the two counts are not the same. For example, if a ball is in a VUK while some animation is playing, there are no balls on the playfield but still one ball in play, or if the player has a two-ball multiball and they shoot them both into locks, there are still two balls in play even though there are no balls on the playfield. The opposite can also be true, like when the player tilts then there are still balls on the playfield but no balls in play.

Explanation of the player_controlled parameter:

Set player_controlled to True to indicate that MPF should wait for the player to eject the ball from the source_device rather than firing a coil. The logic works like this:

If the source_device does not have an eject_coil defined, then it’s assumed that player_controlled is the only option. (e.g. this is a traditional plunger.) If the source_device does have an eject_coil defined, then there are two ways the eject could work. (1) there could be a “launch” button of some kind that’s used to fire the eject coil, or (2) the device could be the auto/manual combo style where there’s a mechanical plunger but also a coil which can eject the ball.

If player_controlled is true and the device has an eject_coil, MPF will look for the player_controlled_eject_tag and eject the ball when a switch with that tag is activated.

If there is no player_controlled_eject_tag, MPF assumes it’s a manual plunger and will wait for the ball to disappear from the device based on the device’s ball count decreasing.

add_incoming_ball (*incoming_ball: mpf.devices.ball_device.incoming_balls_handler.IncomingBall*)

Track an incoming ball.

add_missing_balls (*balls*)

Notify the playfield that it probably received a ball which went missing elsewhere.

ball_arrived ()

Confirm first ball in queue.

ball_search

An instance of `mpf.core.ball_search.BallSearch` which handles ball search for this playfield.

balls

Return the number of balls on the playfield.

delay

An instance of `mpf.core.delays.DelayManager` which handles delays for this playfield.

event_ball_search_block (kwargs)**

Block ball search for this playfield.

Blocking will disable ball search if it's enabled or running, and will prevent ball search from enabling if it's disabled until `ball_search_resume()` is called.

event_ball_search_disable (kwargs)**

Disable ball search for this playfield.

If the ball search timer is running, it will stop and disable it. If an actual ball search process is running, it will stop.

event_ball_search_enable (kwargs)**

Enable ball search for this playfield.

Note this does not start the ball search process, rather, it starts the timer running.

event_ball_search_unblock (kwargs)**

Unblock ball search for this playfield.

This will check to see if there are balls on the playfield, and if so, enable ball search.

expected_ball_received ()

Handle an expected ball.

format_log_line (msg, context, error_no) → str

Return a formatted log line with log link and context.

classmethod get_additional_ball_capacity ()

Return the number of ball which can be added.

Used to find out how many more balls this device can hold. Since this is the playfield device, this method always returns 999.

Returns: 999

get_placeholder_value (item)

Get the value of a placeholder.

classmethod is_playfield ()

Return true since it is a playfield.

mark_playfield_active_from_device_action ()

Mark playfield active because a device on the playfield detected activity.

raise_config_error (msg, error_no, *, context=None) → NoReturn

Raise a `ConfigFileError` exception.

remove_incoming_ball (incoming_ball: mpf.devices.ball_device.incoming_balls_handler.IncomingBall)

Stop tracking an incoming ball.

subscribe_attribute (item, machine)

Subscribe to an attribute.

unexpected_ball_received ()

Handle an unexpected ball.

static wait_for_ready_to_receive (source)

Playfield is always ready to receive.

self.machine.psus.***class** mpf.devices.power_supply_unit.**PowerSupplyUnit** (*machine, name*)

Bases: mpf.core.system_wide_device.SystemWideDevice

Represents a power supply in a pinball machine.

Accessing psus in code

The device collection which contains the psus in your machine is available via `self.machine.psus`. For example, to access one called “foo”, you would use `self.machine.psus.foo`. You can also access psus in dictionary form, e.g. `self.machine.psus['foo']`.

You can also get devices by tag or hardware number. See the DeviceCollection documentation for details.

Methods & Attributes

Psus have the following methods & attributes available. Note that methods & attributes inherited from base classes are not included here.

format_log_line (*msg, context, error_no*) → str

Return a formatted log line with log link and context.

get_wait_time_for_pulse (*pulse_ms, max_wait_ms*) → int

Return a wait time for a pulse or 0.

notify_about_instant_pulse (*pulse_ms*)

Notify PSU about pulse.

raise_config_error (*msg, error_no, *, context=None*) → NoReturn

Raise a ConfigFileError exception.

self.machine.rgb_dmds.***class** mpf.devices.rgb_dmd.**RgbDmd** (*machine, name*)

Bases: mpf.core.system_wide_device.SystemWideDevice

A physical DMD.

Accessing rgb_dmds in code

The device collection which contains the rgb_dmds in your machine is available via `self.machine.rgb_dmds`. For example, to access one called “foo”, you would use `self.machine.rgb_dmds.foo`. You can also access rgb_dmds in dictionary form, e.g. `self.machine.rgb_dmds['foo']`.

You can also get devices by tag or hardware number. See the DeviceCollection documentation for details.

Methods & Attributes

Rgb_dmds have the following methods & attributes available. Note that methods & attributes inherited from base classes are not included here.

format_log_line (*msg, context, error_no*) → str
Return a formatted log line with log link and context.

raise_config_error (*msg, error_no, *, context=None*) → NoReturn
Raise a ConfigFileError exception.

update (*data: bytes*)
Update data on the dmd.

Parameters data – bytes to send

self.machine.score_queues.*

class mpf.devices.score_queue.**ScoreQueue** (*machine, name*)
Bases: mpf.core.system_wide_device.SystemWideDevice

Score queues for SS games.

Add scores over time and play a lot of chimes.

Accessing score_queues in code

The device collection which contains the score_queues in your machine is available via `self.machine.score_queues`. For example, to access one called “foo”, you would use `self.machine.score_queues.foo`. You can also access score_queues in dictionary form, e.g. `self.machine.score_queues['foo']`.

You can also get devices by tag or hardware number. See the DeviceCollection documentation for details.

Methods & Attributes

Score_queues have the following methods & attributes available. Note that methods & attributes inherited from base classes are not included here.

format_log_line (*msg, context, error_no*) → str
Return a formatted log line with log link and context.

raise_config_error (*msg, error_no, *, context=None*) → NoReturn
Raise a ConfigFileError exception.

score (*value, **kwargs*)
Score a value via the queue.

stop_device ()
Stop queue.

self.machine.score_reel_groups.*

class mpf.devices.score_reel_group.**ScoreReelGroup** (*machine, name*)

Bases: mpf.core.system_wide_device.SystemWideDevice

Represents a logical grouping of score reels in a pinball machine.

Multiple individual ScoreReel object make up the individual digits of this group. This group also has support for the blank zero “inserts” that some machines use. This is a subclass of mpf.core.device.Device.

Accessing score_reel_groups in code

The device collection which contains the score_reel_groups in your machine is available via `self.machine.score_reel_groups`. For example, to access one called “foo”, you would use `self.machine.score_reel_groups.foo`. You can also access score_reel_groups in dictionary form, e.g. `self.machine.score_reel_groups['foo']`.

You can also get devices by tag or hardware number. See the DeviceCollection documentation for details.

Methods & Attributes

Score_reel_groups have the following methods & attributes available. Note that methods & attributes inherited from base classes are not included here.

classmethod **chime** (*chime, **kwargs*)

Pulse chime.

format_log_line (*msg, context, error_no*) → str

Return a formatted log line with log link and context.

int_to_reel_list (*value*)

Convert an integer to a list of integers that represent each positional digit in this ScoreReelGroup.

The list returned is in reverse order. (See the example below.)

The list returned is customized for this ScoreReelGroup both in terms of number of elements and values of *None* used to represent blank plastic zero inserts that are not controlled by a score reel unit.

For example, if you have a 5-digit score reel group that has 4 physical reels in the tens through ten-thousands position and a fake plastic “0” insert for the ones position, if you pass this method a value of *12300*, it will return [*None, 0, 3, 2, 1*]

This method will pad shorter ints with zeros, and it will chop off leading digits for ints that are too long. (For example, if you pass a value of *10000* to a ScoreReelGroup which only has 4 digits, the returns list would correspond to *0000*, since your score reel unit has rolled over.)

Parameters value – The integer value you’d like to convert.

Returns a list containing the values for each corresponding score reel, with the lowest reel digit position in list position 0.

light (***kwargs*)

Light up this ScoreReelGroup based on the ‘light_tag’ in its config.

raise_config_error (*msg, error_no, *, context=None*) → NoReturn

Raise a ConfigFileError exception.

set_value (*value*)

Reset the score reel group to display the value passed.

This method will “jump” the score reel group to display the value that’s passed as an it. (Note this “jump” technique means it will just move the reels as fast as it can, and nonsensical values might show up on the reel while the movement is in progress.)

This method is used to “reset” a reel group to all zeros at the beginning of a game, and can also be used to reset a reel group that is confused or to switch a reel to the new player’s score if multiple players a sharing the same reel group.

Note you can choose to pass either an integer representation of the value, or a value list.

Parameters value – An integer value of what the new displayed value (i.e. score) should be. This is the default option if you only pass a single positional argument, e.g. `set_value(2100)`.

unlight (**kwargs)

Turn off the lights for this ScoreReelGroup based on the ‘light_tag’ in its config.

wait_for_ready ()

Return a future which will be done when all reels reached their destination.

self.machine.score_reels.*

class mpf.devices.score_reel.**ScoreReel** (*machine, name*)

Bases: mpf.core.system_wide_device.SystemWideDevice

Represents an individual electro-mechanical score reel in a pinball machine.

Multiples reels of this class can be grouped together into ScoreReelGroups which collectively make up a display like “Player 1 Score” or “Player 2 card value”, etc.

This device class is used for all types of mechanical number reels in a machine, including reels that have more than ten numbers and that can move in multiple directions (such as the credit reel).

Accessing score_reels in code

The device collection which contains the score_reels in your machine is available via `self.machine.score_reels`. For example, to access one called “foo”, you would use `self.machine.score_reels.foo`. You can also access score_reels in dictionary form, e.g. `self.machine.score_reels['foo']`.

You can also get devices by tag or hardware number. See the DeviceCollection documentation for details.

Methods & Attributes

Score_reels have the following methods & attributes available. Note that methods & attributes inherited from base classes are not included here.

check_hw_switches ()

Check all the value switches for this score reel.

This check only happens if `self.ready` is `True`. If the reel is not ready, it means another advance request has come in after the initial one. In that case then the subsequent advance will call this method again when after that advance is done.

If this method finds an active switch, it sets `self.physical_value` to that. Otherwise it sets it to -999. It will also update `self.assumed_value` if it finds an active switch. Otherwise it leaves that value unchanged.

This method is automatically called (via a delay) after the reel advances. The delay is based on the config value `self.config['hw_confirm_time']`.

TODO: What happens if there are multiple active switches? Currently it will return the highest one. Is that ok?

format_log_line (*msg, context, error_no*) → str
Return a formatted log line with log link and context.

raise_config_error (*msg, error_no, *, context=None*) → NoReturn
Raise a ConfigFileError exception.

set_destination_value (*value*)
Return the integer value of the destination this reel is moving to.

Parameters value – Destination value which this reel should try to reach.

Returns: The value of the destination. If the current *self.assumed_value* is -999, this method will always return -999 since it doesn't know where the reel is and therefore doesn't know what the destination value would be.

stop (***kwargs*)
Stop device.

wait_for_ready ()
Return a future for ready.

self.machine.segment_displays.*

class mpf.devices.segment_display.**SegmentDisplay** (**args, **kwargs*)
Bases: mpf.core.system_wide_device.SystemWideDevice
A physical segment display in a pinball machine.

Accessing segment_displays in code

The device collection which contains the segment_displays in your machine is available via `self.machine.segment_displays`. For example, to access one called “foo”, you would use `self.machine.segment_displays.foo`. You can also access segment_displays in dictionary form, e.g. `self.machine.segment_displays['foo']`.

You can also get devices by tag or hardware number. See the DeviceCollection documentation for details.

Methods & Attributes

Segment_displays have the following methods & attributes available. Note that methods & attributes inherited from base classes are not included here.

add_text (*text: str, priority: int = 0, key: str = None*) → None
Add text to display stack.

This will replace texts with the same key.

format_log_line (*msg, context, error_no*) → str
Return a formatted log line with log link and context.

get_placeholder_value (*item*)
Get the value of a placeholder.

raise_config_error (*msg, error_no, *, context=None*) → NoReturn
Raise a ConfigFileError exception.

remove_text_by_key (*key: str*)
Remove entry from text stack.

set_flashing (*flashing: bool*)
Enable/Disable flashing.

subscribe_attribute (*item, machine*)
Subscribe to an attribute.

self.machine.sequence_shots.*

class mpf.devices.sequence_shot.**SequenceShot** (*machine, name*)
Bases: mpf.core.system_wide_device.SystemWideDevice, mpf.core.mode_device.ModeDevice

A device which represents a sequence shot.

Accessing sequence_shots in code

The device collection which contains the sequence_shots in your machine is available via `self.machine.sequence_shots`. For example, to access one called “foo”, you would use `self.machine.sequence_shots.foo`. You can also access sequence_shots in dictionary form, e.g. `self.machine.sequence_shots['foo']`.

You can also get devices by tag or hardware number. See the DeviceCollection documentation for details.

Methods & Attributes

Sequence_shots have the following methods & attributes available. Note that methods & attributes inherited from base classes are not included here.

enable () → None
Enable handler.

event_cancel (**kwargs)
Event handler for cancel event.

event_enable (**kwargs)
Event handler for enable event.

format_log_line (*msg, context, error_no*) → str
Return a formatted log line with log link and context.

raise_config_error (*msg, error_no, *, context=None*) → NoReturn
Raise a ConfigFileError exception.

reset_all_sequences ()
Reset all sequences.

self.machine.sequences.*

class mpf.devices.logic_blocks.**Sequence** (*args, **kwargs)

Bases: mpf.devices.logic_blocks.LogicBlock

A type of LogicBlock which tracks many different events (steps) towards a goal.

The steps have to happen in order.

Accessing sequences in code

The device collection which contains the sequences in your machine is available via `self.machine.sequences`. For example, to access one called “foo”, you would use `self.machine.sequences.foo`. You can also access sequences in dictionary form, e.g. `self.machine.sequences['foo']`.

You can also get devices by tag or hardware number. See the DeviceCollection documentation for details.

Methods & Attributes

Sequences have the following methods & attributes available. Note that methods & attributes inherited from base classes are not included here.

complete ()

Mark this logic block as complete.

Posts the ‘events_when_complete’ events and optionally restarts this logic block or disables it, depending on this block’s configuration settings.

completed

Return if completed.

disable ()

Disable this logic block.

Automatically called when one of the `disable_event` events is posted. Can also manually be called.

enable ()

Enable this logic block.

Automatically called when one of the `enable_event` events is posted. Can also manually be called.

enabled

Return if enabled.

event_disable (**kwargs)

Event handler for disable event.

event_enable (**kwargs)

Event handler for enable event.

event_reset (**kwargs)

Event handler for reset event.

event_restart (**kwargs)

Event handler for restart event.

format_log_line (msg, context, error_no) → str

Return a formatted log line with log link and context.

get_placeholder_value (item)

Get the value of a placeholder.

get_start_value () → int
Return start step.

hit (*step: int = None, **kwargs*)
Increase the hit progress towards completion.

Automatically called when one of the *count_events* is posted. Can also manually be called.

raise_config_error (*msg, error_no, *, context=None*) → NoReturn
Raise a ConfigFileError exception.

reset ()
Reset the progress towards completion of this logic block.

Automatically called when one of the *reset_event* events is called. Can also be manually called.

restart ()
Restart this logic block by calling *reset()* and *enable()*.

Automatically called when one of the *restart_event* events is called. Can also be manually called.

subscribe_attribute (*item, machine*)
Subscribe to an attribute.

value
Return value or None if that is currently not possible.

self.machine.servos.*

class `mpf.devices.servo.Servo` (**args, **kwargs*)
Bases: `mpf.core.system_wide_device.SystemWideDevice`

Represents a servo in a pinball machine.

Args: Same as the Device parent class.

Accessing servos in code

The device collection which contains the servos in your machine is available via `self.machine.servos`. For example, to access one called “foo”, you would use `self.machine.servos.foo`. You can also access servos in dictionary form, e.g. `self.machine.servos['foo']`.

You can also get devices by tag or hardware number. See the DeviceCollection documentation for details.

Methods & Attributes

Servos have the following methods & attributes available. Note that methods & attributes inherited from base classes are not included here.

event_reset (***kwargs*)
Event handler for reset event.

format_log_line (*msg, context, error_no*) → str
Return a formatted log line with log link and context.

get_placeholder_value (*item*)
Get the value of a placeholder.

go_to_position (*position*)

Move servo to position.

raise_config_error (*msg, error_no, *, context=None*) → NoReturn

Raise a ConfigFileError exception.

reset ()

Go to reset position.

set_acceleration_limit (*acceleration_limit*)

Set acceleration parameter.

set_speed_limit (*speed_limit*)

Set speed parameter.

subscribe_attribute (*item, machine*)

Subscribe to an attribute.

self.machine.shot_groups.*

class mpf.devices.shot_group.**ShotGroup** (**args, **kwargs*)

Bases: mpf.core.mode_device.ModeDevice

Represents a group of shots in a pinball machine by grouping together multiple *Shot* class devices.

This is used so you get get “group-level” functionality, like shot rotation, shot group completion, etc. This would be used for a group of rollover lanes, a bank of standups, etc.

Accessing shot_groups in code

The device collection which contains the shot_groups in your machine is available via `self.machine.shot_groups`. For example, to access one called “foo”, you would use `self.machine.shot_groups.foo`. You can also access shot_groups in dictionary form, e.g. `self.machine.shot_groups['foo']`.

You can also get devices by tag or hardware number. See the DeviceCollection documentation for details.

Methods & Attributes

Shot_groups have the following methods & attributes available. Note that methods & attributes inherited from base classes are not included here.

common_state

Return common state if all shots in this group are in the same state.

Will return None otherwise.

disable ()

Disable all member shots.

disable_rotation ()

Disable shot rotation.

If disabled, rotation events do not actually rotate the shots.

enable ()

Enable all member shots.

enable_rotation ()

Enable shot rotation.

If disabled, rotation events do not actually rotate the shots.

event_disable (**kwargs)

Handle disable control event.

event_disable_rotation (**kwargs)

Handle disable rotation control event.

event_enable (**kwargs)

Handle enable control event.

event_enable_rotation (**kwargs)

Handle enable_rotation control event.

event_reset (**kwargs)

Handle reset control event.

event_restart (**kwargs)

Handle restart control event.

event_rotate (direction=None, **kwargs)

Handle rotate control event.

event_rotate_left (**kwargs)

Handle rotate left control event.

event_rotate_right (**kwargs)

Handle rotate right control event.

format_log_line (msg, context, error_no) → str

Return a formatted log line with log link and context.

get_placeholder_value (item)

Get the value of a placeholder.

raise_config_error (msg, error_no, *, context=None) → NoReturn

Raise a ConfigFileError exception.

reset ()

Reset all member shots.

restart ()

Restart all member shots.

rotate (direction=None)

Rotate (or “shift”) the state of all the shots in this group.

This is used for things like lane change, where hitting the flipper button shifts all the states of the shots in the group to the left or right.

This method actually transfers the current state of each shot profile to the left or the right, and the shot on the end rolls over to the taret on the other end.

Parameters direction – String that specifies whether the rotation direction is to the left or right. Values are ‘right’ or ‘left’. Default of None will cause the shot group to rotate in the direction as specified by the rotation_pattern.

Note that this shot group must, and rotation_events for this shot group, must both be enabled for the rotation events to work.

rotate_left ()

Rotate the state of the shots to the left.

This method is the same as calling rotate('left')

rotate_right ()

Rotate the state of the shots to the right.

This method is the same as calling rotate('right')

subscribe_attribute (item, machine)

Subscribe to an attribute.

self.machine.shot_profiles.*

```
class mpf.devices.shot_profile.ShotProfile (machine: mpf.core.machine.MachineController,
                                           name: str)
    Bases: mpf.core.mode_device.ModeDevice, mpf.core.system_wide_device.
           SystemWideDevice
```

A shot profile.

Accessing shot_profiles in code

The device collection which contains the shot_profiles in your machine is available via `self.machine.shot_profiles`. For example, to access one called "foo", you would use `self.machine.shot_profiles.foo`. You can also access shot_profiles in dictionary form, e.g. `self.machine.shot_profiles['foo']`.

You can also get devices by tag or hardware number. See the DeviceCollection documentation for details.

Methods & Attributes

Shot_profiles have the following methods & attributes available. Note that methods & attributes inherited from base classes are not included here.

enable () → None

Enable handler.

event_enable (kwargs)**

Event handler for enable event.

format_log_line (msg, context, error_no) → str

Return a formatted log line with log link and context.

raise_config_error (msg, error_no, *, context=None) → NoReturn

Raise a ConfigFileError exception.

self.machine.shots.*

```
class mpf.devices.shot.Shot (*args, **kwargs)
    Bases: mpf.core.enable_disable_mixin.EnableDisableMixin, mpf.core.
           mode_device.ModeDevice
```

A device which represents a generic shot.

Accessing shots in code

The device collection which contains the shots in your machine is available via `self.machine.shots`. For example, to access one called “foo”, you would use `self.machine.shots.foo`. You can also access shots in dictionary form, e.g. `self.machine.shots['foo']`.

You can also get devices by tag or hardware number. See the DeviceCollection documentation for details.

Methods & Attributes

Shots have the following methods & attributes available. Note that methods & attributes inherited from base classes are not included here.

active_sequences

(id, current_position_index, next_switch)

Type List of tuples

advance (*force=False*) → bool

Advance a shot profile forward.

If this profile is at the last step and configured to loop, it will roll over to the first step. If this profile is at the last step and not configured to loop, this method has no effect.

can_rotate

Return if the shot can be rotated according to its profile.

disable ()

Disable device.

enable () → None

Enable device.

enabled

Return true if enabled.

event_advance (*force=False, **kwargs*)

Handle advance control event.

event_disable (***kwargs*)

Handle disable control event.

event_enable (***kwargs*)

Handle enable control event.

event_hit (***kwargs*)

Handle hit control event.

event_reset (***kwargs*)

Handle reset control event.

event_restart (***kwargs*)

Handle restart control event.

format_log_line (*msg, context, error_no*) → str

Return a formatted log line with log link and context.

get_placeholder_value (*item*)

Get the value of a placeholder.

hit () → bool

Advance the currently-active shot profile.

Note that the shot must be enabled in order for this hit to be processed.

Returns true if the shot was enabled or false if the hit has been ignored.

jump (*state*, *force=True*)

Jump to a certain state in the active shot profile.

Parameters

- **state** – int of the state number you want to jump to. Note that states are zero-based, so the first state is 0.
- **force** – if try also jumps if disabled

monitor_enabled = False

Class attribute which specifies whether any monitors have been registered to track shots.

persist_enabled

Return if enabled is persisted.

profile

Return profile.

profile_name

Return profile name.

raise_config_error (*msg*, *error_no*, *, *context=None*) → NoReturn

Raise a ConfigFileError exception.

reset ()

Reset the shot profile for the passed mode back to the first state (State 0) and reset all sequences.

restart ()

Restart the shot profile by calling reset() and enable().

Automatically called when one fo the restart_events is called.

state

Return current state index.

state_name

Return current state name.

subscribe_attribute (*item*, *machine*)

Subscribe to an attribute.

self.machine.show_queues.*

class mpf.devices.show_queue.**ShowQueue** (*machine*, *name*)

Bases: mpf.core.system_wide_device.SystemWideDevice

Represents a show queue.

Accessing show_queues in code

The device collection which contains the show_queues in your machine is available via `self.machine.show_queues`. For example, to access one called “foo”, you would use `self.machine.show_queues.foo`. You can also access show_queues in dictionary form, e.g. `self.machine.show_queues['foo']`.

You can also get devices by tag or hardware number. See the DeviceCollection documentation for details.

Methods & Attributes

Show_queues have the following methods & attributes available. Note that methods & attributes inherited from base classes are not included here.

enqueue_show (*show_config: mpf.assets.show.ShowConfig, start_step: int*)
Add a show to the end of the queue.

format_log_line (*msg, context, error_no*) → str
Return a formatted log line with log link and context.

raise_config_error (*msg, error_no, *, context=None*) → NoReturn
Raise a ConfigFileError exception.

`self.machine.state_machines.*`

class `mpf.devices.state_machine.StateMachine` (**args, **kwargs*)
Bases: `mpf.core.system_wide_device.SystemWideDevice`, `mpf.core.mode_device.ModeDevice`

A generic state machine.

Accessing state_machines in code

The device collection which contains the state_machines in your machine is available via `self.machine.state_machines`. For example, to access one called “foo”, you would use `self.machine.state_machines.foo`. You can also access state_machines in dictionary form, e.g. `self.machine.state_machines['foo']`.

You can also get devices by tag or hardware number. See the DeviceCollection documentation for details.

Methods & Attributes

State_machines have the following methods & attributes available. Note that methods & attributes inherited from base classes are not included here.

enable () → None
Enable handler.

event_enable (***kwargs*)
Event handler for enable event.

format_log_line (*msg, context, error_no*) → str
Return a formatted log line with log link and context.

get_placeholder_value (*item*)
Get the value of a placeholder.

raise_config_error (*msg, error_no, *, context=None*) → NoReturn
 Raise a ConfigFileError exception.

state
 Return the current state.

subscribe_attribute (*item, machine*)
 Subscribe to an attribute.

self.machine.steps.*

class mpf.devices.stepper.**Stepper** (**args, **kwargs*)
 Bases: mpf.core.system_wide_device.SystemWideDevice
 Represents an stepper motor based axis in a pinball machine.
 Args: Same as the Device parent class.

Accessing steppers in code

The device collection which contains the steppers in your machine is available via `self.machine.steps`. For example, to access one called “foo”, you would use `self.machine.steps.foo`. You can also access steppers in dictionary form, e.g. `self.machine.steps['foo']`.

You can also get devices by tag or hardware number. See the DeviceCollection documentation for details.

Methods & Attributes

Steppers have the following methods & attributes available. Note that methods & attributes inherited from base classes are not included here.

event_move_to_position (*position=None, **kwargs*)
 Event handler for move_to_position event.

event_reset (***kwargs*)
 Event handler for reset event.

format_log_line (*msg, context, error_no*) → str
 Return a formatted log line with log link and context.

get_placeholder_value (*item*)
 Get the value of a placeholder.

move_to_position (*position*)
 Move stepper to a position.

raise_config_error (*msg, error_no, *, context=None*) → NoReturn
 Raise a ConfigFileError exception.

reset ()
 Move to reset position.

stop ()
 Stop motor.

subscribe_attribute (*item, machine*)
 Subscribe to an attribute.

`self.machine.switches.*`

class `mpf.devices.switch.Switch` (**args, **kwargs*)

Bases: `mpf.core.system_wide_device.SystemWideDevice`, `mpf.devices.device_mixins.DevicePositionMixin`

A switch in a pinball machine.

Accessing switches in code

The device collection which contains the switches in your machine is available via `self.machine.switches`. For example, to access one called “foo”, you would use `self.machine.switches.foo`. You can also access switches in dictionary form, e.g. `self.machine.switches['foo']`.

You can also get devices by tag or hardware number. See the `DeviceCollection` documentation for details.

Methods & Attributes

Switches have the following methods & attributes available. Note that methods & attributes inherited from base classes are not included here.

add_handler (*callback, state=1, ms=0, return_info=False, callback_kwargs=None*)

Add switch handler (callback) for this switch which is called when this switch state changes.

Note that this method just calls the *Switch Controller's* `add_switch_handler()` method behind the scenes.

Parameters

- **callback** – A callable method that will be called when the switch state changes.
- **state** – The state that the switch which change into which triggers the callback to be called. Values are 0 or 1, with 0 meaning the switch changed to inactive, and 1 meaning the switch changed to an active state.
- **ms** – How many milliseconds the switch needs to be in the new state before the callback is called. Default is 0 which means that the callback will be called immediately. You can use this setting as a form of software debounce, as the switch needs to be in the state consistently before the callback is called.
- **return_info** – If True, the switch controller will pass the parameters of the switch handler as arguments to the callback, including `switch_name`, `state`, and `ms`.
- **callback_kwargs** – Additional kwargs that will be passed with the callback.

format_log_line (*msg, context, error_no*) → str

Return a formatted log line with log link and context.

get_ms_since_last_change (*current_time=None*) → int

Get ms since last change.

Will use the current time from clock if you do not pass it.

get_placeholder_value (*item*)

Get the value of a placeholder.

hw_state

The physical hardware state of the switch. 1 = active, 0 = inactive. This is what the actual hardware is reporting and does not consider whether a switch is NC or NO.

raise_config_error (*msg, error_no, *, context=None*) → NoReturn

Raise a ConfigFileError exception.

remove_handler (*callback, state=1, ms=0*)

Remove switch handler for this switch.

state

The logical state of a switch. 1 = active, 0 = inactive. This takes into consideration the NC or NO settings for the switch.

subscribe_attribute (*item, machine*)

Subscribe to an attribute.

x

Get the X value from the config.

Returns the devices x position from config

y

Get the Y value from the config.

Returns the devices y position from config

z

Get the Z value from the config.

Returns the devices z position from config

self.machine.timed_switches.*

class mpf.devices.timed_switch.**TimedSwitch** (**args, **kwargs*)

Bases: mpf.core.system_wide_device.SystemWideDevice, mpf.core.mode_device.ModeDevice

Timed Switch device.

Accessing timed_switches in code

The device collection which contains the timed_switches in your machine is available via `self.machine.timed_switches`. For example, to access one called “foo”, you would use `self.machine.timed_switches.foo`. You can also access timed_switches in dictionary form, e.g. `self.machine.timed_switches['foo']`.

You can also get devices by tag or hardware number. See the DeviceCollection documentation for details.

Methods & Attributes

Timed_switches have the following methods & attributes available. Note that methods & attributes inherited from base classes are not included here.

enable () → None

Enable handler.

event_enable (***kwargs*)

Event handler for enable event.

format_log_line (*msg, context, error_no*) → str

Return a formatted log line with log link and context.

get_placeholder_value (*item*)

Get the value of a placeholder.

raise_config_error (*msg, error_no, *, context=None*) → NoReturn

Raise a ConfigFileError exception.

subscribe_attribute (*item, machine*)

Subscribe to an attribute.

self.machine.timers.*

class mpf.devices.timer.**Timer** (**args, **kwargs*)

Bases: mpf.core.mode_device.ModeDevice

Parent class for a mode timer.

Parameters

- **machine** – The main MPF MachineController object.
- **name** – The string name of this timer.

Accessing timers in code

The device collection which contains the timers in your machine is available via `self.machine.timers`. For example, to access one called “foo”, you would use `self.machine.timers.foo`. You can also access timers in dictionary form, e.g. `self.machine.timers['foo']`.

You can also get devices by tag or hardware number. See the DeviceCollection documentation for details.

Methods & Attributes

Timers have the following methods & attributes available. Note that methods & attributes inherited from base classes are not included here.

add (*timer_value, **kwargs*)

Add ticks to this timer.

Parameters

- **timer_value** – The number of ticks you want to add to this timer’s current value.
- **kwargs** – Not used in this method. Only exists since this method is often registered as an event handler which may contain additional keyword arguments.

change_tick_interval (*change=0.0, **kwargs*)

Change the interval for each “tick” of this timer.

Parameters

- **change** – Float or int of the change you want to make to this timer’s tick rate. Note this value is multiplied by the current tick interval: >1 will increase the tick interval (slow the timer) and <1 will decrease the tick interval (accelerate the timer). To set an absolute value, use the `set_tick_interval()` method.
- ****kwargs** – Not used in this method. Only exists since this method is often registered as an event handler which may contain additional keyword arguments.

enable () → None
Enable handler.

event_enable (**kwargs)
Event handler for enable event.

format_log_line (msg, context, error_no) → str
Return a formatted log line with log link and context.

get_placeholder_value (item)
Get the value of a placeholder.

jump (timer_value, **kwargs)
Set the current amount of time of this timer.

This value is expressed in “ticks” since the interval per tick can be something other than 1 second).

Parameters

- **timer_value** – Integer of the current value you want this timer to be.
- ****kwargs** – Not used in this method. Only exists since this method is often registered as an event handler which may contain additional keyword arguments.

pause (timer_value=0, **kwargs)
Pause the timer and posts the ‘timer_<name>_paused’ event.

Parameters

- **timer_value** – How many seconds you want to pause the timer for. Note that this pause time is real-world seconds and does not take into consideration this timer’s tick interval.
- ****kwargs** – Not used in this method. Only exists since this method is often registered as an event handler which may contain additional keyword arguments.

raise_config_error (msg, error_no, *, context=None) → NoReturn
Raise a ConfigFileError exception.

reset (**kwargs)
Reset this timer based to the starting value that’s already been configured.

Does not start or stop the timer.

Parameters ****kwargs** – Not used in this method. Only exists since this method is often registered as an event handler which may contain additional keyword arguments.

restart (**kwargs)
Restart the timer by resetting it and then starting it.

Essentially this is just a `reset()` then a `start()`.

Parameters ****kwargs** – Not used in this method. Only exists since this method is often registered as an event handler which may contain additional keyword arguments.

set_tick_interval (timer_value, **kwargs)
Set the number of seconds between ticks for this timer.

This is an absolute setting. To apply a change to the current value, use the `change_tick_interval()` method.

Parameters

- **timer_value** – The new number of seconds between each tick of this timer. This value should always be positive.
- ****kwargs** – Not used in this method. Only exists since this method is often registered as an event handler which may contain additional keyword arguments.

start (***kwargs*)

Start this timer based on the starting value that's already been configured.

Use `jump()` if you want to set the starting time value.

Parameters ****kwargs** – Not used in this method. Only exists since this method is often registered as an event handler which may contain additional keyword arguments.

stop (***kwargs*)

Stop the timer and posts the 'timer_<name>_stopped' event.

Parameters ****kwargs** – Not used in this method. Only exists since this method is often registered as an event handler which may contain additional keyword arguments.

subscribe_attribute (*item, machine*)

Subscribe to an attribute.

subtract (*timer_value, **kwargs*)

Subtract ticks from this timer.

Parameters

- **timer_value** – The number of ticks you want to subtract from this timer's current value.
- ****kwargs** – Not used in this method. Only exists since this method is often registered as an event handler which may contain additional keyword arguments.

ticks

Return ticks.

timer_complete (***kwargs*)

Automatically called when this timer completes.

Posts the 'timer_<name>_complete' event. Can be manually called to mark this timer as complete.

Parameters ****kwargs** – Not used in this method. Only exists since this method is often registered as an event handler which may contain additional keyword arguments.

8.3.3 Modes

Covers all the “built-in” modes. They're accessible via `self.machine.modes.*name*`, for example, `self.machine.modes.game` or `self.machine.modes.base`.

self.machine.modes.attract

class `mpf.modes.attract.code.attract.Attract` (**args, **kwargs*)

Bases: `mpf.core.mode.Mode`

Default mode running in a machine when a game is not in progress.

The attract mode's main job is to watch for the start button to be pressed, to post the requests to start games, and to move the machine flow to the next mode if the request to start game comes back as approved.

Accessing the attract mode via code

You can access the attract mode from anywhere via `self.machine.modes.attract`.

Methods & Attributes

The attract mode has the following methods & attributes available. Note that methods & attributes inherited from the base Mode class are not included here.

active

Return *True* if this mode is active.

add_mode_event_handler (*event: str, handler: Callable, priority: int = 0, **kwargs*) → `mpf.core.events.EventHandlerKey`

Register an event handler which is automatically removed when this mode stops.

This method is similar to the Event Manager's `add_handler()` method, except this method automatically unregisters the handlers when the mode ends.

Parameters

- **event** – String name of the event you're adding a handler for. Since events are text strings, they don't have to be pre-defined.
- **handler** – The method that will be called when the event is fired.
- **priority** – An arbitrary integer value that defines what order the handlers will be called in. The default is 1, so if you have a handler that you want to be called first, add it here with a priority of 2. (Or 3 or 10 or 100000.) The numbers don't matter. They're called from highest to lowest. (i.e. priority 100 is called before priority 1.)
- ****kwargs** – Any any additional keyword/argument pairs entered here will be attached to the handler and called whenever that handler is called. Note these are in addition to kwargs that could be passed as part of the event post. If there's a conflict, the event-level ones will win.

Returns a `EventHandlerKey` to the handler which you can use to later remove the handler via `remove_handler_by_key`. Though you don't need to remove the handler since the whole point of this method is they're automatically removed when the mode stops.

Note that if you do add a handler via this method and then remove it manually, that's ok too.

configure_logging (*logger: str, console_level: str = 'basic', file_level: str = 'basic', url_base=None*)

Configure logging.

Parameters

- **logger** – The string name of the logger to use.
- **console_level** – The level of logging for the console. Valid options are "none", "basic", or "full".
- **file_level** – The level of logging for the console. Valid options are "none", "basic", or "full".

- **url_base** – Base URL for docs links in exceptions.

create_mode_devices () → None

Create new devices that are specified in a mode config that haven't been created in the machine-wide.

debug_log (*msg: str, *args, context=None, error_no=None, **kwargs*) → None

Log a message at the debug level.

Note that whether this message shows up in the console or log file is controlled by the settings used with `configure_logging()`.

error_log (*msg: str, *args, context=None, error_no=None, **kwargs*) → None

Log a message at the error level.

These messages will always be shown in the console and the log file.

format_log_line (*msg, context, error_no*) → str

Return a formatted log line with log link and context.

ignorable_runtime_exception (*msg: str*) → None

Handle ignorable runtime exception.

During development or tests raise an exception for easier debugging. Log an error during production.

info_log (*msg: str, *args, context=None, error_no=None, **kwargs*) → None

Log a message at the info level.

Whether this message shows up in the console or log file is controlled by the settings used with `configure_logging()`.

initialise_mode () → None

Initialise this mode.

is_game_mode

Return true if this is a game mode.

load_mode_devices () → None

Load config of mode devices.

mode_will_start (***kwargs*) → None

User-overrideable method which will be called whenever this mode starts (i.e. before it becomes active).

raise_config_error (*msg, error_no, *, context=None*) → NoReturn

Raise a `ConfigFileError` exception.

result_of_start_request (*ev_result=True*)

Handle the result of the start request.

Called after the `request_to_start_game` event is posted.

If `result` is `True`, this method posts the event `game_start`. If `False`, nothing happens, as the game start request was denied by some handler.

Parameters `ev_result` – Bool result of the boolean event `request_to_start_game`. If any registered event handler did not want the game to start, this will be `False`. Otherwise it's `True`.

start (*mode_priority=None, callback=None, **kwargs*) → None

Start this mode.

Parameters

- **mode_priority** – Integer value of what you want this mode to run at. If you don't specify one, it will use the "Mode: priority" setting from this mode's configuration file.

- **callback** – Callback to call when this mode has been started.
- ****kwargs** – Catch-all since this mode might start from events with who-knows-what keyword arguments.

Warning: You can safely call this method, but do not override it in your mode code. If you want to write your own mode code by subclassing `Mode`, put whatever code you want to run when this mode starts in the `mode_start` method which will be called automatically.

start_button_pressed()

Handle start button press.

Called when the a switch tagged with *start* is activated.

Note that in MPF, the game start process is initiated when the start button is *released*, so when the button is first pressed, MPF just records the time stamp. This allows the total time the start button was pressed to be note, so that, for example, different types of games can be started based on long-presses of the start button.

start_button_released(kwargs)**

Handle start button release.

Called when the a switch tagged with *start* is deactivated.

Since this is the Attract mode, this method posts a boolean event called *request_to_start_game*. If that event comes back True, this method calls *result_of_start_request()*.

stop(callback: Any = None, **kwargs) → bool

Stop this mode.

Parameters

- **callback** – Method which will be called once this mode has stopped. Will only be called when the mode is running (includes currently stopping)
- ****kwargs** – Catch-all since this mode might start from events with who-knows-what keyword arguments.

Warning: You can safely call this method, but do not override it in your mode code. If you want to write your own mode code by subclassing `Mode`, put whatever code you want to run when this mode stops in the `mode_stop` method which will be called automatically.

Returns true if the mode is running. Otherwise false.

warning_log(msg: str, *args, context=None, error_no=None, **kwargs) → None

Log a message at the warning level.

These messages will always be shown in the console and the log file.

self.machine.modes.bonus

class `mpf.modes.bonus.code.bonus.Bonus(*args, **kwargs)`

Bases: `mpf.core.mode.Mode`

Bonus mode for MPF.

Give a player bonus for their achievements, but only if the machine is not tilted.

Accessing the bonus mode via code

You can access the bonus mode from anywhere via `self.machine.modes.bonus`.

Methods & Attributes

The bonus mode has the following methods & attributes available. Note that methods & attributes inherited from the base Mode class are not included here.

active

Return *True* if this mode is active.

add_mode_event_handler (*event: str, handler: Callable, priority: int = 0, **kwargs*) → `mpf.core.events.EventHandlerKey`

Register an event handler which is automatically removed when this mode stops.

This method is similar to the Event Manager's `add_handler()` method, except this method automatically unregisters the handlers when the mode ends.

Parameters

- **event** – String name of the event you're adding a handler for. Since events are text strings, they don't have to be pre-defined.
- **handler** – The method that will be called when the event is fired.
- **priority** – An arbitrary integer value that defines what order the handlers will be called in. The default is 1, so if you have a handler that you want to be called first, add it here with a priority of 2. (Or 3 or 10 or 100000.) The numbers don't matter. They're called from highest to lowest. (i.e. priority 100 is called before priority 1.)
- ****kwargs** – Any any additional keyword/argument pairs entered here will be attached to the handler and called whenever that handler is called. Note these are in addition to kwargs that could be passed as part of the event post. If there's a conflict, the event-level ones will win.

Returns a `EventHandlerKey` to the handler which you can use to later remove the handler via `remove_handler_by_key`. Though you don't need to remove the handler since the whole point of this method is they're automatically removed when the mode stops.

Note that if you do add a handler via this method and then remove it manually, that's ok too.

configure_logging (*logger: str, console_level: str = 'basic', file_level: str = 'basic', url_base=None*)

Configure logging.

Parameters

- **logger** – The string name of the logger to use.
- **console_level** – The level of logging for the console. Valid options are "none", "basic", or "full".
- **file_level** – The level of logging for the console. Valid options are "none", "basic", or "full".
- **url_base** – Base URL for docs links in exceptions.

create_mode_devices () → None

Create new devices that are specified in a mode config that haven't been created in the machine-wide.

debug_log (*msg: str, *args, context=None, error_no=None, **kwargs*) → None

Log a message at the debug level.

Note that whether this message shows up in the console or log file is controlled by the settings used with `configure_logging()`.

error_log (*msg: str, *args, context=None, error_no=None, **kwargs*) → None

Log a message at the error level.

These messages will always be shown in the console and the log file.

format_log_line (*msg, context, error_no*) → str

Return a formatted log line with log link and context.

hurry_up (***kwargs*)

Change the slide display delay to the “hurry up” setting.

This is typically used with a flipper cancel event to hurry up the bonus display when the player hits both flippers.

ignorable_runtime_exception (*msg: str*) → None

Handle ignorable runtime exception.

During development or tests raise an exception for easier debugging. Log an error during production.

info_log (*msg: str, *args, context=None, error_no=None, **kwargs*) → None

Log a message at the info level.

Whether this message shows up in the console or log file is controlled by the settings used with `configure_logging()`.

initialise_mode () → None

Initialise this mode.

is_game_mode

Return true if this is a game mode.

load_mode_devices () → None

Load config of mode devices.

mode_will_start (***kwargs*) → None

User-overrideable method which will be called whenever this mode starts (i.e. before it becomes active).

raise_config_error (*msg, error_no, *, context=None*) → NoReturn

Raise a `ConfigFileError` exception.

start (*mode_priority=None, callback=None, **kwargs*) → None

Start this mode.

Parameters

- **mode_priority** – Integer value of what you want this mode to run at. If you don’t specify one, it will use the “Mode: priority” setting from this mode’s configuration file.
- **callback** – Callback to call when this mode has been started.
- ****kwargs** – Catch-all since this mode might start from events with who-knows-what keyword arguments.

Warning: You can safely call this method, but do not override it in your mode code. If you want to write your own mode code by subclassing `Mode`, put whatever code you want to run when this mode starts in the `mode_start` method which will be called automatically.

stop (*callback: Any = None, **kwargs*) → bool

Stop this mode.

Parameters

- **callback** – Method which will be called once this mode has stopped. Will only be called when the mode is running (includes currently stopping)
- ****kwargs** – Catch-all since this mode might start from events with who-knows-what keyword arguments.

Warning: You can safely call this method, but do not override it in your mode code. If you want to write your own mode code by subclassing Mode, put whatever code you want to run when this mode stops in the `mode_stop` method which will be called automatically.

Returns true if the mode is running. Otherwise false.

warning_log (*msg: str, *args, context=None, error_no=None, **kwargs*) → None
Log a message at the warning level.

These messages will always be shown in the console and the log file.

`self.machine.modes.carousel`

class `mpf.modes.carousel.code.carousel.Carousel` (**args, **kwargs*)
Bases: `mpf.core.mode.Mode`

Mode which allows the player to select another mode to run.

Accessing the carousel mode via code

You can access the carousel mode from anywhere via `self.machine.modes.carousel`.

Methods & Attributes

The carousel mode has the following methods & attributes available. Note that methods & attributes inherited from the base Mode class are not included here.

active

Return *True* if this mode is active.

add_mode_event_handler (*event: str, handler: Callable, priority: int = 0, **kwargs*) → `mpf.core.events.EventHandlerKey`

Register an event handler which is automatically removed when this mode stops.

This method is similar to the Event Manager's `add_handler()` method, except this method automatically unregisters the handlers when the mode ends.

Parameters

- **event** – String name of the event you're adding a handler for. Since events are text strings, they don't have to be pre-defined.
- **handler** – The method that will be called when the event is fired.
- **priority** – An arbitrary integer value that defines what order the handlers will be called in. The default is 1, so if you have a handler that you want to be called first, add it here with a priority of 2. (Or 3 or 10 or 100000.) The numbers don't matter. They're called from highest to lowest. (i.e. priority 100 is called before priority 1.)

- ****kwargs** – Any any additional keyword/argument pairs entered here will be attached to the handler and called whenever that handler is called. Note these are in addition to kwargs that could be passed as part of the event post. If there's a conflict, the event-level ones will win.

Returns a `EventHandlerKey` to the handler which you can use to later remove the handler via `remove_handler_by_key`. Though you don't need to remove the handler since the whole point of this method is they're automatically removed when the mode stops.

Note that if you do add a handler via this method and then remove it manually, that's ok too.

configure_logging (*logger: str, console_level: str = 'basic', file_level: str = 'basic', url_base=None*)

Configure logging.

Parameters

- **logger** – The string name of the logger to use.
- **console_level** – The level of logging for the console. Valid options are “none”, “basic”, or “full”.
- **file_level** – The level of logging for the console. Valid options are “none”, “basic”, or “full”.
- **url_base** – Base URL for docs links in exceptions.

create_mode_devices () → None

Create new devices that are specified in a mode config that haven't been created in the machine-wide.

debug_log (*msg: str, *args, context=None, error_no=None, **kwargs*) → None

Log a message at the debug level.

Note that whether this message shows up in the console or log file is controlled by the settings used with `configure_logging()`.

error_log (*msg: str, *args, context=None, error_no=None, **kwargs*) → None

Log a message at the error level.

These messages will always be shown in the console and the log file.

format_log_line (*msg, context, error_no*) → str

Return a formatted log line with log link and context.

ignorable_runtime_exception (*msg: str*) → None

Handle ignorable runtime exception.

During development or tests raise an exception for easier debugging. Log an error during production.

info_log (*msg: str, *args, context=None, error_no=None, **kwargs*) → None

Log a message at the info level.

Whether this message shows up in the console or log file is controlled by the settings used with `configure_logging()`.

initialise_mode () → None

Initialise this mode.

is_game_mode

Return true if this is a game mode.

load_mode_devices () → None

Load config of mode devices.

mode_will_start (***kwargs*) → None

User-overrideable method which will be called whenever this mode starts (i.e. before it becomes active).

raise_config_error (*msg, error_no, *, context=None*) → NoReturn

Raise a ConfigFileError exception.

start (*mode_priority=None, callback=None, **kwargs*) → None

Start this mode.

Parameters

- **mode_priority** – Integer value of what you want this mode to run at. If you don't specify one, it will use the “Mode: priority” setting from this mode's configuration file.
- **callback** – Callback to call when this mode has been started.
- ****kwargs** – Catch-all since this mode might start from events with who-knows-what keyword arguments.

Warning: You can safely call this method, but do not override it in your mode code. If you want to write your own mode code by subclassing Mode, put whatever code you want to run when this mode starts in the mode_start method which will be called automatically.

stop (*callback: Any = None, **kwargs*) → bool

Stop this mode.

Parameters

- **callback** – Method which will be called once this mode has stopped. Will only be called when the mode is running (includes currently stopping)
- ****kwargs** – Catch-all since this mode might start from events with who-knows-what keyword arguments.

Warning: You can safely call this method, but do not override it in your mode code. If you want to write your own mode code by subclassing Mode, put whatever code you want to run when this mode stops in the mode_stop method which will be called automatically.

Returns true if the mode is running. Otherwise false.

warning_log (*msg: str, *args, context=None, error_no=None, **kwargs*) → None

Log a message at the warning level.

These messages will always be shown in the console and the log file.

self.machine.modes.credits

class mpf.modes.credits.code.credits.Credits (**args, **kwargs*)

Bases: *mpf.core.mode.Mode*

Mode which manages the credits and prevents the game from starting without credits.

Accessing the credits mode via code

You can access the credits mode from anywhere via `self.machine.modes.credits`.

Methods & Attributes

The credits mode has the following methods & attributes available. Note that methods & attributes inherited from the base Mode class are not included here.

active

Return *True* if this mode is active.

add_credit (*price_tiering=True*)

Add a single credit to the machine.

Parameters **price_tiering** – Boolean which controls whether this credit will be eligible for the pricing tier bonuses. Default is *True*.

add_mode_event_handler (*event: str, handler: Callable, priority: int = 0, **kwargs*) → *mpf.core.events.EventHandlerKey*

Register an event handler which is automatically removed when this mode stops.

This method is similar to the Event Manager’s `add_handler()` method, except this method automatically unregisters the handlers when the mode ends.

Parameters

- **event** – String name of the event you’re adding a handler for. Since events are text strings, they don’t have to be pre-defined.
- **handler** – The method that will be called when the event is fired.
- **priority** – An arbitrary integer value that defines what order the handlers will be called in. The default is 1, so if you have a handler that you want to be called first, add it here with a priority of 2. (Or 3 or 10 or 100000.) The numbers don’t matter. They’re called from highest to lowest. (i.e. priority 100 is called before priority 1.)
- ****kwargs** – Any any additional keyword/argument pairs entered here will be attached to the handler and called whenever that handler is called. Note these are in addition to `kwargs` that could be passed as part of the event post. If there’s a conflict, the event-level ones will win.

Returns a `EventHandlerKey` to the handler which you can use to later remove the handler via `remove_handler_by_key`. Though you don’t need to remove the handler since the whole point of this method is they’re automatically removed when the mode stops.

Note that if you do add a handler via this method and then remove it manually, that’s ok too.

clear_all_credits (***kwargs*)

Clear all credits.

configure_logging (*logger: str, console_level: str = 'basic', file_level: str = 'basic', url_base=None*)

Configure logging.

Parameters

- **logger** – The string name of the logger to use.
- **console_level** – The level of logging for the console. Valid options are “none”, “basic”, or “full”.
- **file_level** – The level of logging for the console. Valid options are “none”, “basic”, or “full”.
- **url_base** – Base URL for docs links in exceptions.

create_mode_devices () → None

Create new devices that are specified in a mode config that haven't been created in the machine-wide.

debug_log (*msg: str, *args, context=None, error_no=None, **kwargs*) → None

Log a message at the debug level.

Note that whether this message shows up in the console or log file is controlled by the settings used with `configure_logging()`.

enable_credit_play (*post_event=True, **kwargs*)

Enable credits play.

enable_free_play (*post_event=True, **kwargs*)

Enable free play.

error_log (*msg: str, *args, context=None, error_no=None, **kwargs*) → None

Log a message at the error level.

These messages will always be shown in the console and the log file.

format_log_line (*msg, context, error_no*) → str

Return a formatted log line with log link and context.

ignorable_runtime_exception (*msg: str*) → None

Handle ignorable runtime exception.

During development or tests raise an exception for easier debugging. Log an error during production.

info_log (*msg: str, *args, context=None, error_no=None, **kwargs*) → None

Log a message at the info level.

Whether this message shows up in the console or log file is controlled by the settings used with `configure_logging()`.

initialise_mode () → None

Initialise this mode.

is_game_mode

Return true if this is a game mode.

load_mode_devices () → None

Load config of mode devices.

mode_will_start (***kwargs*) → None

User-overrideable method which will be called whenever this mode starts (i.e. before it becomes active).

raise_config_error (*msg, error_no, *, context=None*) → NoReturn

Raise a `ConfigFileError` exception.

start (*mode_priority=None, callback=None, **kwargs*) → None

Start this mode.

Parameters

- **mode_priority** – Integer value of what you want this mode to run at. If you don't specify one, it will use the "Mode: priority" setting from this mode's configuration file.
- **callback** – Callback to call when this mode has been started.
- ****kwargs** – Catch-all since this mode might start from events with who-knows-what keyword arguments.

Warning: You can safely call this method, but do not override it in your mode code. If you want to write your own mode code by subclassing `Mode`, put whatever code you want to run when this mode starts in the `mode_start` method which will be called automatically.

stop (*callback: Any = None, **kwargs*) → bool
Stop this mode.

Parameters

- **callback** – Method which will be called once this mode has stopped. Will only be called when the mode is running (includes currently stopping)
- ****kwargs** – Catch-all since this mode might start from events with who-knows-what keyword arguments.

Warning: You can safely call this method, but do not override it in your mode code. If you want to write your own mode code by subclassing Mode, put whatever code you want to run when this mode stops in the mode_stop method which will be called automatically.

Returns true if the mode is running. Otherwise false.

toggle_credit_play (***kwargs*)
Toggle between free and credits play.

warning_log (*msg: str, *args, context=None, error_no=None, **kwargs*) → None
Log a message at the warning level.

These messages will always be shown in the console and the log file.

self.machine.modes.game

class mpf.modes.game.code.game.**Game** (**args, **kwargs*)
Bases: mpf.core.async_mode.AsyncMode

Base mode that runs an active game on a pinball machine.

The game mode is responsible for creating players, starting and ending balls, rotating to the next player, etc.

Accessing the game mode via code

You can access the game mode from anywhere via `self.machine.modes.game`.

Methods & Attributes

The game mode has the following methods & attributes available. Note that methods & attributes inherited from the base Mode class are not included here.

active

Return *True* if this mode is active.

add_mode_event_handler (*event: str, handler: Callable, priority: int = 0, **kwargs*) → mpf.core.events.EventHandlerKey

Register an event handler which is automatically removed when this mode stops.

This method is similar to the Event Manager's add_handler() method, except this method automatically unregisters the handlers when the mode ends.

Parameters

- **event** – String name of the event you're adding a handler for. Since events are text strings, they don't have to be pre-defined.

- **handler** – The method that will be called when the event is fired.
- **priority** – An arbitrary integer value that defines what order the handlers will be called in. The default is 1, so if you have a handler that you want to be called first, add it here with a priority of 2. (Or 3 or 10 or 100000.) The numbers don't matter. They're called from highest to lowest. (i.e. priority 100 is called before priority 1.)
- ****kwargs** – Any any additional keyword/argument pairs entered here will be attached to the handler and called whenever that handler is called. Note these are in addition to kwargs that could be passed as part of the event post. If there's a conflict, the event-level ones will win.

Returns a `EventHandlerKey` to the handler which you can use to later remove the handler via `remove_handler_by_key`. Though you don't need to remove the handler since the whole point of this method is they're automatically removed when the mode stops.

Note that if you do add a handler via this method and then remove it manually, that's ok too.

ball_drained (*balls=0, **kwargs*)

One or more balls has drained.

Drained balls will be subtracted from the number of balls in play.

Parameters balls – The number of balls that just drained.

Returns a dictionary: {balls: *number of balls drained*}.

ball_ending ()

Handle ball ending.

DEPRECATED in v0.50. Use `end_ball()` instead.

balls_in_play

Property which holds the current number of balls in play.

Note that the number of balls in play is not necessarily the same as the number of balls that are active on the playfield. (For example, a ball could be held in a device while a show is playing, etc.)

You can set this property to change it, or get it's value.

If you set this value to 0, the ball ending process will be started.

configure_logging (*logger: str, console_level: str = 'basic', file_level: str = 'basic', url_base=None*)

Configure logging.

Parameters

- **logger** – The string name of the logger to use.
- **console_level** – The level of logging for the console. Valid options are “none”, “basic”, or “full”.
- **file_level** – The level of logging for the console. Valid options are “none”, “basic”, or “full”.
- **url_base** – Base URL for docs links in exceptions.

create_mode_devices () → None

Create new devices that are specified in a mode config that haven't been created in the machine-wide.

debug_log (*msg: str, *args, context=None, error_no=None, **kwargs*) → None

Log a message at the debug level.

Note that whether this message shows up in the console or log file is controlled by the settings used with `configure_logging()`.

end_ball ()

Set an event flag that will end the current ball.

end_game ()

End the current game.

This triggers the game end manually.

error_log (msg: str, *args, context=None, error_no=None, **kwargs) → None

Log a message at the error level.

These messages will always be shown in the console and the log file.

event_end_ball (kwargs)**

Event handler to end the current ball.

event_end_game (kwargs)**

Event handler to end the current game.

format_log_line (msg, context, error_no) → str

Return a formatted log line with log link and context.

game_ending ()

Handle game ending.

DEPRECATED in v0.50. Use `end_game ()` instead.

ignorable_runtime_exception (msg: str) → None

Handle ignorable runtime exception.

During development or tests raise an exception for easier debugging. Log an error during production.

info_log (msg: str, *args, context=None, error_no=None, **kwargs) → None

Log a message at the info level.

Whether this message shows up in the console or log file is controlled by the settings used with `configure_logging()`.

initialise_mode () → None

Initialise this mode.

is_game_mode

Return false.

We are the game and not a mode within the game.

load_mode_devices () → None

Load config of mode devices.

mode_will_start (kwargs) → None**

User-overrideable method which will be called whenever this mode starts (i.e. before it becomes active).

raise_config_error (msg, error_no, *, context=None) → NoReturn

Raise a `ConfigFileError` exception.

request_player_add (kwargs)**

Request to add a player to an active game.

This method contains the logic to verify whether it's ok to add a player. For example, the game must be on Ball 1 and the current number of players must be less than the max number allowed.

Assuming this method believes it's ok to add a player, it posts the boolean event `player_add_request` to give other modules the opportunity to deny it. For example, a credits module might deny the request if there are not enough credits in the machine.

If `player_add_request` comes back `True`, the event `player_added` is posted with a reference to the new player object as a `player` kwarg.

start (`mode_priority=None`, `callback=None`, `**kwargs`) → None
Start this mode.

Parameters

- **mode_priority** – Integer value of what you want this mode to run at. If you don't specify one, it will use the “Mode: priority” setting from this mode's configuration file.
- **callback** – Callback to call when this mode has been started.
- ****kwargs** – Catch-all since this mode might start from events with who-knows-what keyword arguments.

Warning: You can safely call this method, but do not override it in your mode code. If you want to write your own mode code by subclassing `Mode`, put whatever code you want to run when this mode starts in the `mode_start` method which will be called automatically.

stop (`callback: Any = None`, `**kwargs`) → bool
Stop this mode.

Parameters

- **callback** – Method which will be called once this mode has stopped. Will only be called when the mode is running (includes currently stopping)
- ****kwargs** – Catch-all since this mode might start from events with who-knows-what keyword arguments.

Warning: You can safely call this method, but do not override it in your mode code. If you want to write your own mode code by subclassing `Mode`, put whatever code you want to run when this mode stops in the `mode_stop` method which will be called automatically.

Returns true if the mode is running. Otherwise false.

warning_log (`msg: str`, `*args`, `context=None`, `error_no=None`, `**kwargs`) → None
Log a message at the warning level.

These messages will always be shown in the console and the log file.

self.machine.modes.high_score

class `mpf.modes.high_score.code.high_score.HighScore` (`*args`, `**kwargs`)
Bases: `mpf.core.async_mode.AsyncMode`

High score mode.

Mode which runs during the game ending process to check for high scores and lets the players enter their names or initials.

Accessing the high_score mode via code

You can access the `high_score` mode from anywhere via `self.machine.modes.high_score`.

Methods & Attributes

The `high_score` mode has the following methods & attributes available. Note that methods & attributes inherited from the base `Mode` class are not included here.

active

Return *True* if this mode is active.

add_mode_event_handler (*event: str, handler: Callable, priority: int = 0, **kwargs*) → `mpf.core.events.EventHandlerKey`

Register an event handler which is automatically removed when this mode stops.

This method is similar to the Event Manager's `add_handler()` method, except this method automatically unregisters the handlers when the mode ends.

Parameters

- **event** – String name of the event you're adding a handler for. Since events are text strings, they don't have to be pre-defined.
- **handler** – The method that will be called when the event is fired.
- **priority** – An arbitrary integer value that defines what order the handlers will be called in. The default is 1, so if you have a handler that you want to be called first, add it here with a priority of 2. (Or 3 or 10 or 100000.) The numbers don't matter. They're called from highest to lowest. (i.e. priority 100 is called before priority 1.)
- ****kwargs** – Any any additional keyword/argument pairs entered here will be attached to the handler and called whenever that handler is called. Note these are in addition to kwargs that could be passed as part of the event post. If there's a conflict, the event-level ones will win.

Returns a `EventHandlerKey` to the handler which you can use to later remove the handler via `remove_handler_by_key`. Though you don't need to remove the handler since the whole point of this method is they're automatically removed when the mode stops.

Note that if you do add a handler via this method and then remove it manually, that's ok too.

configure_logging (*logger: str, console_level: str = 'basic', file_level: str = 'basic', url_base=None*)

Configure logging.

Parameters

- **logger** – The string name of the logger to use.
- **console_level** – The level of logging for the console. Valid options are "none", "basic", or "full".
- **file_level** – The level of logging for the console. Valid options are "none", "basic", or "full".
- **url_base** – Base URL for docs links in exceptions.

create_mode_devices () → None

Create new devices that are specified in a mode config that haven't been created in the machine-wide.

debug_log (*msg: str, *args, context=None, error_no=None, **kwargs*) → None

Log a message at the debug level.

Note that whether this message shows up in the console or log file is controlled by the settings used with `configure_logging()`.

error_log (*msg: str, *args, context=None, error_no=None, **kwargs*) → None
Log a message at the error level.

These messages will always be shown in the console and the log file.

format_log_line (*msg, context, error_no*) → str
Return a formatted log line with log link and context.

ignorable_runtime_exception (*msg: str*) → None
Handle ignorable runtime exception.

During development or tests raise an exception for easier debugging. Log an error during production.

info_log (*msg: str, *args, context=None, error_no=None, **kwargs*) → None
Log a message at the info level.

Whether this message shows up in the console or log file is controlled by the settings used with `configure_logging()`.

initialise_mode () → None
Initialise this mode.

is_game_mode
Return true if this is a game mode.

load_mode_devices () → None
Load config of mode devices.

mode_will_start (***kwargs*) → None
User-overrideable method which will be called whenever this mode starts (i.e. before it becomes active).

raise_config_error (*msg, error_no, *, context=None*) → NoReturn
Raise a `ConfigFileError` exception.

start (*mode_priority=None, callback=None, **kwargs*) → None
Start this mode.

Parameters

- **mode_priority** – Integer value of what you want this mode to run at. If you don't specify one, it will use the "Mode: priority" setting from this mode's configuration file.
- **callback** – Callback to call when this mode has been started.
- ****kwargs** – Catch-all since this mode might start from events with who-knows-what keyword arguments.

Warning: You can safely call this method, but do not override it in your mode code. If you want to write your own mode code by subclassing `Mode`, put whatever code you want to run when this mode starts in the `mode_start` method which will be called automatically.

stop (*callback: Any = None, **kwargs*) → bool
Stop this mode.

Parameters

- **callback** – Method which will be called once this mode has stopped. Will only be called when the mode is running (includes currently stopping)
- ****kwargs** – Catch-all since this mode might start from events with who-knows-what keyword arguments.

Warning: You can safely call this method, but do not override it in your mode code. If you want to write your own mode code by subclassing `Mode`, put whatever code you want to run when this mode stops in the `mode_stop` method which will be called automatically.

Returns true if the mode is running. Otherwise false.

warning_log (*msg: str, *args, context=None, error_no=None, **kwargs*) → None
Log a message at the warning level.

These messages will always be shown in the console and the log file.

self.machine.modes.match

class mpf.modes.match.code.match.**Match** (**args, **kwargs*)

Bases: mpf.core.async_mode.AsyncMode

Match mode.

Accessing the match mode via code

You can access the match mode from anywhere via `self.machine.modes.match`.

Methods & Attributes

The match mode has the following methods & attributes available. Note that methods & attributes inherited from the base Mode class are not included here.

active

Return *True* if this mode is active.

add_mode_event_handler (*event: str, handler: Callable, priority: int = 0, **kwargs*) → mpf.core.events.EventHandlerKey

Register an event handler which is automatically removed when this mode stops.

This method is similar to the Event Manager's `add_handler()` method, except this method automatically unregisters the handlers when the mode ends.

Parameters

- **event** – String name of the event you're adding a handler for. Since events are text strings, they don't have to be pre-defined.
- **handler** – The method that will be called when the event is fired.
- **priority** – An arbitrary integer value that defines what order the handlers will be called in. The default is 1, so if you have a handler that you want to be called first, add it here with a priority of 2. (Or 3 or 10 or 100000.) The numbers don't matter. They're called from highest to lowest. (i.e. priority 100 is called before priority 1.)
- ****kwargs** – Any any additional keyword/argument pairs entered here will be attached to the handler and called whenever that handler is called. Note these are in addition to kwargs that could be passed as part of the event post. If there's a conflict, the event-level ones will win.

Returns a `EventHandlerKey` to the handler which you can use to later remove the handler via `remove_handler_by_key`. Though you don't need to remove the handler since the whole point of this method is they're automatically removed when the mode stops.

Note that if you do add a handler via this method and then remove it manually, that's ok too.

configure_logging (*logger: str, console_level: str = 'basic', file_level: str = 'basic', url_base=None*)

Configure logging.

Parameters

- **logger** – The string name of the logger to use.
- **console_level** – The level of logging for the console. Valid options are “none”, “basic”, or “full”.
- **file_level** – The level of logging for the console. Valid options are “none”, “basic”, or “full”.
- **url_base** – Base URL for docs links in exceptions.

create_mode_devices () → None

Create new devices that are specified in a mode config that haven't been created in the machine-wide.

debug_log (*msg: str, *args, context=None, error_no=None, **kwargs*) → None

Log a message at the debug level.

Note that whether this message shows up in the console or log file is controlled by the settings used with `configure_logging()`.

error_log (*msg: str, *args, context=None, error_no=None, **kwargs*) → None

Log a message at the error level.

These messages will always be shown in the console and the log file.

format_log_line (*msg, context, error_no*) → str

Return a formatted log line with log link and context.

ignorable_runtime_exception (*msg: str*) → None

Handle ignorable runtime exception.

During development or tests raise an exception for easier debugging. Log an error during production.

info_log (*msg: str, *args, context=None, error_no=None, **kwargs*) → None

Log a message at the info level.

Whether this message shows up in the console or log file is controlled by the settings used with `configure_logging()`.

initialise_mode () → None

Initialise this mode.

is_game_mode

Return true if this is a game mode.

load_mode_devices () → None

Load config of mode devices.

mode_will_start (***kwargs*) → None

User-overrideable method which will be called whenever this mode starts (i.e. before it becomes active).

raise_config_error (*msg, error_no, *, context=None*) → NoReturn

Raise a `ConfigFileError` exception.

start (*mode_priority=None, callback=None, **kwargs*) → None

Start this mode.

Parameters

- **mode_priority** – Integer value of what you want this mode to run at. If you don't specify one, it will use the “Mode: priority” setting from this mode's configuration file.

- **callback** – Callback to call when this mode has been started.
- ****kwargs** – Catch-all since this mode might start from events with who-knows-what keyword arguments.

Warning: You can safely call this method, but do not override it in your mode code. If you want to write your own mode code by subclassing `Mode`, put whatever code you want to run when this mode starts in the `mode_start` method which will be called automatically.

stop (*callback: Any = None, **kwargs*) → bool
Stop this mode.

Parameters

- **callback** – Method which will be called once this mode has stopped. Will only be called when the mode is running (includes currently stopping)
- ****kwargs** – Catch-all since this mode might start from events with who-knows-what keyword arguments.

Warning: You can safely call this method, but do not override it in your mode code. If you want to write your own mode code by subclassing `Mode`, put whatever code you want to run when this mode stops in the `mode_stop` method which will be called automatically.

Returns true if the mode is running. Otherwise false.

warning_log (*msg: str, *args, context=None, error_no=None, **kwargs*) → None
Log a message at the warning level.

These messages will always be shown in the console and the log file.

self.machine.modes.service

class `mpf.modes.service.code.service.Service` (**args, **kwargs*)

Bases: `mpf.core.async_mode.AsyncMode`

The service mode.

Accessing the service mode via code

You can access the service mode from anywhere via `self.machine.modes.service`.

Methods & Attributes

The service mode has the following methods & attributes available. Note that methods & attributes inherited from the base `Mode` class are not included here.

active

Return *True* if this mode is active.

add_mode_event_handler (*event: str, handler: Callable, priority: int = 0, **kwargs*) → `mpf.core.events.EventHandlerKey`

Register an event handler which is automatically removed when this mode stops.

This method is similar to the Event Manager's `add_handler()` method, except this method automatically unregisters the handlers when the mode ends.

Parameters

- **event** – String name of the event you’re adding a handler for. Since events are text strings, they don’t have to be pre-defined.
- **handler** – The method that will be called when the event is fired.
- **priority** – An arbitrary integer value that defines what order the handlers will be called in. The default is 1, so if you have a handler that you want to be called first, add it here with a priority of 2. (Or 3 or 10 or 100000.) The numbers don’t matter. They’re called from highest to lowest. (i.e. priority 100 is called before priority 1.)
- ****kwargs** – Any any additional keyword/argument pairs entered here will be attached to the handler and called whenever that handler is called. Note these are in addition to kwargs that could be passed as part of the event post. If there’s a conflict, the event-level ones will win.

Returns a `EventHandlerKey` to the handler which you can use to later remove the handler via `remove_handler_by_key`. Though you don’t need to remove the handler since the whole point of this method is they’re automatically removed when the mode stops.

Note that if you do add a handler via this method and then remove it manually, that’s ok too.

configure_logging (*logger: str, console_level: str = 'basic', file_level: str = 'basic', url_base=None*)

Configure logging.

Parameters

- **logger** – The string name of the logger to use.
- **console_level** – The level of logging for the console. Valid options are “none”, “basic”, or “full”.
- **file_level** – The level of logging for the console. Valid options are “none”, “basic”, or “full”.
- **url_base** – Base URL for docs links in exceptions.

create_mode_devices () → None

Create new devices that are specified in a mode config that haven’t been created in the machine-wide.

debug_log (*msg: str, *args, context=None, error_no=None, **kwargs*) → None

Log a message at the debug level.

Note that whether this message shows up in the console or log file is controlled by the settings used with `configure_logging()`.

error_log (*msg: str, *args, context=None, error_no=None, **kwargs*) → None

Log a message at the error level.

These messages will always be shown in the console and the log file.

format_log_line (*msg, context, error_no*) → str

Return a formatted log line with log link and context.

ignorable_runtime_exception (*msg: str*) → None

Handle ignorable runtime exception.

During development or tests raise an exception for easier debugging. Log an error during production.

info_log (*msg: str, *args, context=None, error_no=None, **kwargs*) → None

Log a message at the info level.

Whether this message shows up in the console or log file is controlled by the settings used with `configure_logging()`.

initialise_mode () → None

Initialise this mode.

is_game_mode

Return true if this is a game mode.

load_mode_devices () → None

Load config of mode devices.

mode_will_start (**kwargs) → None

User-overrideable method which will be called whenever this mode starts (i.e. before it becomes active).

raise_config_error (msg, error_no, *, context=None) → NoReturn

Raise a ConfigFileError exception.

start (mode_priority=None, callback=None, **kwargs) → None

Start this mode.

Parameters

- **mode_priority** – Integer value of what you want this mode to run at. If you don't specify one, it will use the “Mode: priority” setting from this mode's configuration file.
- **callback** – Callback to call when this mode has been started.
- ****kwargs** – Catch-all since this mode might start from events with who-knows-what keyword arguments.

Warning: You can safely call this method, but do not override it in your mode code. If you want to write your own mode code by subclassing Mode, put whatever code you want to run when this mode starts in the mode_start method which will be called automatically.

stop (callback: Any = None, **kwargs) → bool

Stop this mode.

Parameters

- **callback** – Method which will be called once this mode has stopped. Will only be called when the mode is running (includes currently stopping)
- ****kwargs** – Catch-all since this mode might start from events with who-knows-what keyword arguments.

Warning: You can safely call this method, but do not override it in your mode code. If you want to write your own mode code by subclassing Mode, put whatever code you want to run when this mode stops in the mode_stop method which will be called automatically.

Returns true if the mode is running. Otherwise false.

warning_log (msg: str, *args, context=None, error_no=None, **kwargs) → None

Log a message at the warning level.

These messages will always be shown in the console and the log file.

self.machine.modes.tilt

class mpf.modes.tilt.code.tilt.Tilt (*args, **kwargs)

Bases: *mpf.core.mode.Mode*

A mode which handles a tilt in a pinball machine.

Note that this mode is always running (even during attract mode) since the machine needs to watch for slam tilts at all times.

Accessing the tilt mode via code

You can access the tilt mode from anywhere via `self.machine.modes.tilt`.

Methods & Attributes

The tilt mode has the following methods & attributes available. Note that methods & attributes inherited from the base Mode class are not included here.

active

Return *True* if this mode is active.

add_mode_event_handler (*event: str, handler: Callable, priority: int = 0, **kwargs*) → `mpf.core.events.EventHandlerKey`

Register an event handler which is automatically removed when this mode stops.

This method is similar to the Event Manager's `add_handler()` method, except this method automatically unregisters the handlers when the mode ends.

Parameters

- **event** – String name of the event you're adding a handler for. Since events are text strings, they don't have to be pre-defined.
- **handler** – The method that will be called when the event is fired.
- **priority** – An arbitrary integer value that defines what order the handlers will be called in. The default is 1, so if you have a handler that you want to be called first, add it here with a priority of 2. (Or 3 or 10 or 100000.) The numbers don't matter. They're called from highest to lowest. (i.e. priority 100 is called before priority 1.)
- ****kwargs** – Any any additional keyword/argument pairs entered here will be attached to the handler and called whenever that handler is called. Note these are in addition to kwargs that could be passed as part of the event post. If there's a conflict, the event-level ones will win.

Returns a `EventHandlerKey` to the handler which you can use to later remove the handler via `remove_handler_by_key`. Though you don't need to remove the handler since the whole point of this method is they're automatically removed when the mode stops.

Note that if you do add a handler via this method and then remove it manually, that's ok too.

configure_logging (*logger: str, console_level: str = 'basic', file_level: str = 'basic', url_base=None*)

Configure logging.

Parameters

- **logger** – The string name of the logger to use.
- **console_level** – The level of logging for the console. Valid options are "none", "basic", or "full".
- **file_level** – The level of logging for the console. Valid options are "none", "basic", or "full".
- **url_base** – Base URL for docs links in exceptions.

create_mode_devices () → None

Create new devices that are specified in a mode config that haven't been created in the machine-wide.

debug_log (*msg: str, *args, context=None, error_no=None, **kwargs*) → None

Log a message at the debug level.

Note that whether this message shows up in the console or log file is controlled by the settings used with `configure_logging()`.

error_log (*msg: str, *args, context=None, error_no=None, **kwargs*) → None

Log a message at the error level.

These messages will always be shown in the console and the log file.

format_log_line (*msg, context, error_no*) → str

Return a formatted log line with log link and context.

ignorable_runtime_exception (*msg: str*) → None

Handle ignorable runtime exception.

During development or tests raise an exception for easier debugging. Log an error during production.

info_log (*msg: str, *args, context=None, error_no=None, **kwargs*) → None

Log a message at the info level.

Whether this message shows up in the console or log file is controlled by the settings used with `configure_logging()`.

initialise_mode () → None

Initialise this mode.

is_game_mode

Return true if this is a game mode.

load_mode_devices () → None

Load config of mode devices.

mode_will_start (***kwargs*) → None

User-overrideable method which will be called whenever this mode starts (i.e. before it becomes active).

raise_config_error (*msg, error_no, *, context=None*) → NoReturn

Raise a `ConfigFileError` exception.

reset_warnings (***kwargs*)

Reset the tilt warnings for the current player.

slam_tilt (***kwargs*)

Process a slam tilt.

This method posts the `slam_tilt` event and (if a game is active) sets the game mode's `slam_tilted` attribute to `True`.

start (*mode_priority=None, callback=None, **kwargs*) → None

Start this mode.

Parameters

- **mode_priority** – Integer value of what you want this mode to run at. If you don't specify one, it will use the “Mode: priority” setting from this mode's configuration file.
- **callback** – Callback to call when this mode has been started.
- ****kwargs** – Catch-all since this mode might start from events with who-knows-what keyword arguments.

Warning: You can safely call this method, but do not override it in your mode code. If you want to write your own mode code by subclassing `Mode`, put whatever code you want to run when this mode starts in the `mode_start` method which will be called automatically.

stop (*callback: Any = None, **kwargs*) → bool
Stop this mode.

Parameters

- **callback** – Method which will be called once this mode has stopped. Will only be called when the mode is running (includes currently stopping)
- ****kwargs** – Catch-all since this mode might start from events with who-knows-what keyword arguments.

Warning: You can safely call this method, but do not override it in your mode code. If you want to write your own mode code by subclassing `Mode`, put whatever code you want to run when this mode stops in the `mode_stop` method which will be called automatically.

Returns true if the mode is running. Otherwise false.

tilt (***kwargs*)
Cause the ball to tilt.

This will post an event called *tilt*, set the game mode's `tilted` attribute to *True*, disable the flippers and autofire devices, end the current ball, and wait for all the balls to drain.

tilt_settle_ms_remaining ()
Return the amount of milliseconds remaining until the tilt settle time has cleared.
Returns an integer of the number of ms remaining until tilt settled is cleared.

tilt_warning (***kwargs*)
Process a tilt warning.

If the number of warnings is the number to cause a tilt, a tilt will be processed.

warning_log (*msg: str, *args, context=None, error_no=None, **kwargs*) → None
Log a message at the warning level.

These messages will always be shown in the console and the log file.

8.3.4 Hardware Platforms

Hardware platforms are stored in a machine `hardware_platforms` dictionary, for example, `self.machine.hardware_platforms['fast']` or `self.machine.hardware_platforms['p_roc']`.

`self.machine.hardware_platforms['drivers']`

```
class mpf.platforms.driver_light_platform.DriverLightPlatform (machine)  
    Bases: mpf.core.platform.LightsPlatform  
    Lights on drivers.
```

Accessing the drivers platform via code

Hardware platforms are stored in the `self.machine.hardware_platforms` dictionary, so the drivers platform is available via `self.machine.hardware_platforms['drivers']`.

Methods & Attributes

The drivers platform has the following methods & attributes available. Note that methods & attributes inherited from base classes are not included here.

configure_light (*number: str, subtype: str, platform_settings: dict*) → `mpf.platforms.interfaces.light_platform_interface.LightPlatformInterface`
Configure a light on a driver.

parse_light_number_to_channels (*number: str, subtype: str*)
Parse number.

stop ()
Stop all fades.

`self.machine.hardware_platforms['fadecandy']`

class `mpf.platforms.fadecandy.FadecandyHardwarePlatform` (*machine: MachineController*)
Bases: `mpf.platforms.openpixel.OpenpixelHardwarePlatform`

Base class for the FadeCandy hardware platform.

Accessing the fadecandy platform via code

Hardware platforms are stored in the `self.machine.hardware_platforms` dictionary, so the fadecandy platform is available via `self.machine.hardware_platforms['fadecandy']`.

Methods & Attributes

The fadecandy platform has the following methods & attributes available. Note that methods & attributes inherited from base classes are not included here.

`self.machine.hardware_platforms['fast']`

class `mpf.platforms.fast.fast.FastHardwarePlatform` (*machine*)
Bases: `mpf.core.platform.ServoPlatform`, `mpf.core.platform.LightsPlatform`, `mpf.core.platform.DmdPlatform`, `mpf.core.platform.SwitchPlatform`, `mpf.core.platform.DriverPlatform`

Platform class for the FAST hardware controller.

Accessing the fast platform via code

Hardware platforms are stored in the `self.machine.hardware_platforms` dictionary, so the fast platform is available via `self.machine.hardware_platforms['fast']`.

Methods & Attributes

The fast platform has the following methods & attributes available. Note that methods & attributes inherited from base classes are not included here.

clear_hw_rule (*switch, coil*)

Clear a hardware rule.

This is used if you want to remove the linkage between a switch and some driver activity. For example, if you wanted to disable your flippers (so that a player pushing the flipper buttons wouldn't cause the flippers to flip), you'd call this method with your flipper button as the *sw_num*.

Parameters

- **switch** – The switch whose rule you want to clear.
- **coil** – The coil whose rule you want to clear.

configure_dmd ()

Configure a hardware DMD connected to a FAST controller.

configure_driver (*config: mpf.core.platform.DriverConfig, number: str, platform_settings: dict*)
→ `mpf.platforms.fast.fast_driver.FASTDriver`

Configure a driver.

Parameters

- **config** – Driver config.
- **number** – Number of this driver.
- **platform_settings** – Platform specific settings.

Returns: Driver object

configure_light (*number, subtype, platform_settings*) → `mpf.platforms.interfaces.light_platform_interface.LightPlatformI`
Configure light in platform.

configure_servo (*number: str*) → `mpf.platforms.fast.fast_servo.FastServo`
Configure a servo.

Parameters **number** – Number of servo

Returns: Servo object.

configure_switch (*number: str, config: mpf.core.platform.SwitchConfig, platform_config: dict*) →
`mpf.platforms.fast.fast_switch.FASTSwitch`
Configure the switch object for a FAST Pinball controller.

FAST Controllers support two types of switches: *local* and *network*. Local switches are switches that are connected to the FAST controller board itself, and network switches are those connected to a FAST I/O board.

MPF needs to know which type of switch is this is. You can specify the switch's connection type in the config file via the `connection:` setting (either `local` or `network`).

If a connection type is not specified, this method will use some intelligence to try to figure out which default should be used.

If the `DriverBoard` type is `fast`, then it assumes the default is `network`. If it's anything else (`wpc`, `system11`, `bally`, etc.) then it assumes the connection type is `local`. Connection types can be mixed and matched in the same machine.

Parameters

- **number** – Number of this switch.
- **config** – Switch config.
- **platform_config** – Platform specific settings.

Returns: Switch object.

static convert_number_from_config (*number*)

Convert a number from config format to hex.

classmethod get_coil_config_section ()

Return coil config section.

get_hw_switch_states ()

Return hardware states.

get_info_string ()

Dump infos about boards.

classmethod get_switch_config_section ()

Return switch config section.

initialize ()

Initialise platform.

parse_light_number_to_channels (*number: str, subtype: str*)

Parse light channels from number string.

process_received_message (*msg: str, remote_processor: str*)

Send an incoming message from the FAST controller to the proper method for servicing.

Parameters

- **msg** – message which was received
- **remote_processor** – Processor which sent the message.

receive_bootloader (*msg, remote_processor*)

Process bootloader message.

receive_local_closed (*msg, remote_processor*)

Process local switch closed.

Parameters

- **msg** – switch number
- **remote_processor** – Processor which sent the message.

receive_local_open (*msg, remote_processor*)

Process local switch open.

Parameters

- **msg** – switch number
- **remote_processor** – Processor which sent the message.

receive_nw_closed (*msg, remote_processor*)

Process network switch closed.

Parameters

- **msg** – switch number
- **remote_processor** – Processor which sent the message.

receive_nw_open (*msg, remote_processor*)

Process network switch open.

Parameters

- **msg** – switch number
- **remote_processor** – Processor which sent the message.

receive_sa (*msg, remote_processor*)

Receive all switch states.

Parameters

- **msg** – switch states as bytearray
- **remote_processor** – Processor which sent the message.

register_io_board (*board*)

Register an IO board.

Parameters board – ‘mpf.platform.fast.fast_io_board.FastIoBoard’ to register**register_processor_connection** (*name: str, communicator*)

Register processor.

Once a communication link has been established with one of the processors on the FAST board, this method lets the communicator let MPF know which processor it’s talking to.

This is a separate method since we don’t know which processor is on which serial port ahead of time.

Parameters

- **communicator** – communicator object
- **name** – name of processor

set_pulse_on_hit_and_enable_and_release_and_disable_rule (*enable_switch, disable_switch, coil*)

Set pulse on hit and enable and release and disable rule on driver.

set_pulse_on_hit_and_enable_and_release_rule (*enable_switch: mpf.core.platform.SwitchSettings, coil: mpf.core.platform.DriverSettings*)

Set pulse on hit and enable and release rule on driver.

set_pulse_on_hit_and_release_rule (*enable_switch, coil*)

Set pulse on hit and release rule to driver.

set_pulse_on_hit_rule (*enable_switch: mpf.core.platform.SwitchSettings, coil: mpf.core.platform.DriverSettings*)

Set pulse on hit rule on driver.

start ()

Start listening for commands and schedule watchdog.

stop ()

Stop platform and close connections.

update_firmware () → str

Upgrade the firmware of the CPUs.

update_leds ()

Update all the LEDs connected to a FAST controller.

This is done once per game loop for efficiency (i.e. all LEDs are sent as a single update rather than lots of individual ones).

Also, every LED is updated every loop, even if it doesn't change. This is in case some interference causes a LED to change color. Since we update every loop, it will only be the wrong color for one tick.

self.machine.hardware_platforms['i2c_servo_controller']

```
class mpf.platforms.i2c_servo_controller.I2CServoControllerHardwarePlatform(machine)
```

Bases: mpf.core.platform.ServoPlatform

Supports the PCA9685/PCA9635 chip via I2C.

Accessing the i2c_servo_controller platform via code

Hardware platforms are stored in the `self.machine.hardware_platforms` dictionary, so the `i2c_servo_controller` platform is available via `self.machine.hardware_platforms['i2c_servo_controller']`.

Methods & Attributes

The `i2c_servo_controller` platform has the following methods & attributes available. Note that methods & attributes inherited from base classes are not included here.

```
configure_servo (number: str)
```

Configure servo.

```
initialize ()
```

Initialise platform.

```
stop ()
```

Stop platform.

self.machine.hardware_platforms['light_segment_displays']

```
class mpf.platforms.light_segment_displays.LightSegmentDisplaysPlatform(machine)
```

Bases: mpf.core.platform.SegmentDisplayPlatform

Platform which drives segment displays on lights of another platform.

Accessing the light_segment_displays platform via code

Hardware platforms are stored in the `self.machine.hardware_platforms` dictionary, so the `light_segment_displays` platform is available via `self.machine.hardware_platforms['light_segment_displays']`.

Methods & Attributes

The `light_segment_displays` platform has the following methods & attributes available. Note that methods & attributes inherited from base classes are not included here.

configure_segment_display (*number:* *str*, *platform_settings*) →
mpf.platforms.light_segment_displays.LightSegmentDisplay
Configure light segment display.

self.machine.hardware_platforms['lisy']

```
class mpf.platforms.lisy.lisy.LisyHardwarePlatform (machine)
    Bases: mpf.core.platform.SwitchPlatform, mpf.core.platform.LightsPlatform, mpf.core.platform.DriverPlatform, mpf.core.platform.SegmentDisplaySoftwareFlashPlatform, mpf.core.platform.HardwareSoundPlatform, mpf.core.logging.LogMixin
```

LISY platform.

Accessing the lisy platform via code

Hardware platforms are stored in the `self.machine.hardware_platforms` dictionary, so the `lisy` platform is available via `self.machine.hardware_platforms['lisy']`.

Methods & Attributes

The `lisy` platform has the following methods & attributes available. Note that methods & attributes inherited from base classes are not included here.

clear_hw_rule (*switch:* *mpf.core.platform.SwitchSettings*, *coil:* *mpf.core.platform.DriverSettings*)
Clear hw rule for driver.

configure_driver (*config:* *mpf.core.platform.DriverConfig*, *number:* *str*, *platform_settings:* *dict*) →
mpf.platforms.interfaces.driver_platform_interface.DriverPlatformInterface
Configure a driver.

configure_hardware_sound_system () → mpf.platforms.interfaces.hardware_sound_platform_interface.HardwareSoundPlatformInterface
Configure hardware sound.

configure_light (*number:* *str*, *subtype:* *str*, *platform_settings:* *dict*) →
mpf.platforms.interfaces.light_platform_interface.LightPlatformInterface
Configure light on LISY.

configure_segment_display (*number:* *str*, *platform_settings*) →
mpf.platforms.interfaces.segment_display_platform_interface.SegmentDisplaySoftwareFlashPlatformInterface
Configure a segment display.

configure_switch (*number:* *str*, *config:* *mpf.core.platform.SwitchConfig*, *platform_config:* *dict*) →
mpf.platforms.interfaces.switch_platform_interface.SwitchPlatformInterface
Configure a switch.

get_hw_switch_states ()
Return current switch states.

get_info_string ()
Dump infos about LISY platform.

```

initialize ()
    Initialise platform.

parse_light_number_to_channels (number: str, subtype: str)
    Return a single light.

send_byte (cmd: int, byte: bytes = None)
    Send a command with optional payload.

send_byte_and_read_response (cmd: int, byte: bytes = None, read_bytes=0)
    Send byte and read response.

send_string (cmd: int, string: str)
    Send a command with null terminated string.

set_pulse_on_hit_and_enable_and_release_and_disable_rule (enable_switch:
    mpf.core.platform.SwitchSettings,
    disable_switch:
    mpf.core.platform.SwitchSettings,
    coil:
    mpf.core.platform.DriverSettings)

    Set pulse on hit and enable and release and disable rule on driver.

set_pulse_on_hit_and_enable_and_release_rule (enable_switch:
    mpf.core.platform.SwitchSettings,
    coil: mpf.core.platform.DriverSettings)

    Set pulse on hit and enable and release rule on driver.

set_pulse_on_hit_and_release_rule (enable_switch: mpf.core.platform.SwitchSettings, coil:
    mpf.core.platform.DriverSettings)

    Set pulse on hit and release rule to driver.

set_pulse_on_hit_rule (enable_switch: mpf.core.platform.SwitchSettings, coil:
    mpf.core.platform.DriverSettings)

    Set pulse on hit rule on driver.

start ()
    Start reading switch changes.

stop ()
    Stop platform.

```

```

self.machine.hardware_platforms['mma8451']

```

```

class mpf.platforms.mma8451.MMA8451Platform (machine)
    Bases: mpf.core.platform.AccelerometerPlatform
    MMA8451 accelerometer platform.

```

Accessing the mma8451 platform via code

Hardware platforms are stored in the `self.machine.hardware_platforms` dictionary, so the mma8451 platform is available via `self.machine.hardware_platforms['mma8451']`.

Methods & Attributes

The mma8451 platform has the following methods & attributes available. Note that methods & attributes inherited from base classes are not included here.

configure_accelerometer (*number, config, callback*) → mpf.platforms.mma8451.MMA8451Device
Configure MMA8451 accelerometer.

initialize ()
Initialise MMA8451 platform.

stop ()
Stop accelerometer poll tasks.

self.machine.hardware_platforms['mypinballs']

class mpf.platforms.mypinballs.mypinballs.**MyPinballsHardwarePlatform** (*machine*)
Bases: mpf.core.platform.SegmentDisplayPlatform

Hardware platform for MyPinballs 7-segment controller.

Accessing the mypinballs platform via code

Hardware platforms are stored in the `self.machine.hardware_platforms` dictionary, so the mypinballs platform is available via `self.machine.hardware_platforms['mypinballs']`.

Methods & Attributes

The mypinballs platform has the following methods & attributes available. Note that methods & attributes inherited from base classes are not included here.

configure_segment_display (*number: str, platform_settings*) → mpf.platforms.interfaces.segment_display_platform_interface.SegmentDisplayPlatformInt
Configure display.

initialize ()
Initialise hardware.

send_cmd (*cmd: bytes*)
Send a byte command.

stop ()
Stop platform.

self.machine.hardware_platforms['openpixel']

class mpf.platforms.openpixel.**OpenpixelHardwarePlatform** (*machine: MachineController*)
Bases: mpf.core.platform.LightsPlatform

Base class for the open pixel hardware platform.

Parameters **machine** – The main MachineController object.

Accessing the openpixel platform via code

Hardware platforms are stored in the `self.machine.hardware_platforms` dictionary, so the openpixel platform is available via `self.machine.hardware_platforms['openpixel']`.

Methods & Attributes

The openpixel platform has the following methods & attributes available. Note that methods & attributes inherited from base classes are not included here.

configure_light (*number, subtype, platform_settings*) → `mpf.platforms.interfaces.light_platform_interface.LightPlatformInterface`
Configure an LED.

initialize ()
Initialise openpixel platform.

parse_light_number_to_channels (*number: str, subtype: str*)
Parse number to three channels.

stop ()
Stop platform.

`self.machine.hardware_platforms['opp']`

class `mpf.platforms.opp.opp.OppHardwarePlatform` (*machine*)
Bases: `mpf.core.platform.LightsPlatform`, `mpf.core.platform.SwitchPlatform`, `mpf.core.platform.DriverPlatform`

Platform class for the OPP hardware.

Parameters `machine` – The main `MachineController` instance.

Accessing the opp platform via code

Hardware platforms are stored in the `self.machine.hardware_platforms` dictionary, so the opp platform is available via `self.machine.hardware_platforms['opp']`.

Methods & Attributes

The opp platform has the following methods & attributes available. Note that methods & attributes inherited from base classes are not included here.

clear_hw_rule (*switch: mpf.core.platform.SwitchSettings, coil: mpf.core.platform.DriverSettings*)
Clear a hardware rule.

This is used if you want to remove the linkage between a switch and some driver activity. For example, if you wanted to disable your flippers (so that a player pushing the flipper buttons wouldn't cause the flippers to flip), you'd call this method with your flipper button as the `sw_num`.

configure_driver (*config: mpf.core.platform.DriverConfig, number: str, platform_settings: dict*)
Configure a driver.

Parameters

- `config` – Config dict.

- **number** – Number of this driver.
- **platform_settings** – Platform specific settings.

configure_light (*number, subtype, platform_settings*)

Configure a led or matrix light.

configure_switch (*number: str, config: mpf.core.platform.SwitchConfig, platform_config: dict*)

Configure a switch.

Parameters

- **number** – Number of this switch.
- **config** – Config dict.
- **platform_config** – Platform specific settings.

static eom_resp (*chain_serial, msg*)

Process an EOM.

Parameters

- **chain_serial** – Serial of the chain which received the message.
- **msg** – Message to parse.

classmethod get_coil_config_section ()

Return coil config section.

get_gen2_cfg_resp (*chain_serial, msg*)

Process cfg response.

Parameters

- **chain_serial** – Serial of the chain which received the message.
- **msg** – Message to parse.

get_hw_switch_states ()

Get initial hardware switch states.

This changes switches from active low to active high

get_info_string ()

Dump infos about boards.

initialize ()

Initialise connections to OPP hardware.

inv_resp (*chain_serial, msg*)

Parse inventory response.

Parameters

- **chain_serial** – Serial of the chain which received the message.
- **msg** – Message to parse.

parse_light_number_to_channels (*number: str, subtype: str*)

Parse number and subtype to channel.

process_received_message (*chain_serial, msg*)

Send an incoming message from the OPP hardware to the proper method for servicing.

Parameters

- **chain_serial** – Serial of the chain which received the message.

- **msg** – Message to parse.

read_gen2_inp_resp (*chain_serial, msg*)

Read switch changes.

Parameters

- **chain_serial** – Serial of the chain which received the message.
- **msg** – Message to parse.

read_gen2_inp_resp_initial (*chain_serial, msg*)

Read initial switch states.

Parameters

- **chain_serial** – Serial of the chain which received the message.
- **msg** – Message to parse.

read_matrix_inp_resp (*chain_serial, msg*)

Read matrix switch changes.

Parameters

- **chain_serial** – Serial of the chain which received the message.
- **msg** – Message to parse.

read_matrix_inp_resp_initial (*chain_serial, msg*)

Read initial matrix switch states.

Parameters

- **chain_serial** – Serial of the chain which received the message.
- **msg** – Message to parse.

register_processor_connection (*serial_number, communicator*)

Register the processors to the platform.

Parameters

- **serial_number** – Serial number of chain.
- **communicator** – Instance of OPPSerialCommunicator

send_to_processor (*chain_serial, msg*)

Send message to processor with specific serial number.

Parameters

- **chain_serial** – Serial of the processor.
- **msg** – Message to send.

set_delayed_pulse_on_hit_rule (*enable_switch: mpf.core.platform.SwitchSettings, coil: mpf.core.platform.DriverSettings, delay_ms: int*)

Set pulse on hit and release rule to driver.

When a switch is hit and a certain delay passed it pulses a driver. When the switch is released the pulse continues. Typically used for kickbacks.

set_pulse_on_hit_and_enable_and_release_and_disable_rule (*enable_switch:*
mpf.core.platform.SwitchSettings,
disable_switch:
mpf.core.platform.SwitchSettings,
coil:
mpf.core.platform.DriverSettings)

Set pulse on hit and enable and release and disable rule on driver.

Pulses a driver when a switch is hit. Then enables the driver (may be with pwm). When the switch is released the pulse is canceled and the driver gets disabled. When the second *disable_switch* is hit the pulse is canceled and the driver gets disabled. Typically used on the main coil for dual coil flippers with eos switch.

set_pulse_on_hit_and_enable_and_release_rule (*enable_switch:*
mpf.core.platform.SwitchSettings,
coil: mpf.core.platform.DriverSettings)

Set pulse on hit and enable and release rule on driver.

Pulses a driver when a switch is hit. Then enables the driver (may be with pwm). When the switch is released the pulse is canceled and the driver gets disabled. Typically used for single coil flippers.

set_pulse_on_hit_and_release_rule (*enable_switch: mpf.core.platform.SwitchSettings, coil:*
mpf.core.platform.DriverSettings)

Set pulse on hit and release rule to driver.

Pulses a driver when a switch is hit. When the switch is released the pulse is canceled. Typically used on the main coil for dual coil flippers without eos switch.

set_pulse_on_hit_rule (*enable_switch: mpf.core.platform.SwitchSettings, coil:*
mpf.core.platform.DriverSettings)

Set pulse on hit rule on driver.

Pulses a driver when a switch is hit. When the switch is released the pulse continues. Typically used for autofire coils such as pop bumpers.

start ()
Start polling and listening for commands.

stop ()
Stop hardware and close connections.

update_incand ()
Update all the incandescents connected to OPP hardware.

This is done once per game loop if changes have been made.

It is currently assumed that the UART oversampling will guarantee proper communication with the boards. If this does not end up being the case, this will be changed to update all the incandescents each loop.

vers_resp (*chain_serial, msg*)
Process version response.

Parameters

- **chain_serial** – Serial of the chain which received the message.
- **msg** – Message to parse.

`self.machine.hardware_platforms['osc']`

class `mpf.platforms.osc.OscPlatform` (*machine*)

Bases: `mpf.core.platform.LightsPlatform`, `mpf.core.platform.SwitchPlatform`

A platform to control lights via OSC.

Accessing the osc platform via code

Hardware platforms are stored in the `self.machine.hardware_platforms` dictionary, so the osc platform is available via `self.machine.hardware_platforms['osc']`.

Methods & Attributes

The osc platform has the following methods & attributes available. Note that methods & attributes inherited from base classes are not included here.

configure_light (*number: str, subtype: str, platform_settings: dict*) → `mpf.platforms.interfaces.light_platform_interface.LightPlatformInterface`
Configure an OSC light.

configure_switch (*number: str, config: mpf.core.platform.SwitchConfig, platform_config: dict*) → `mpf.platforms.interfaces.switch_platform_interface.SwitchPlatformInterface`
Config an OSC switch.

get_hw_switch_states () → `Dict[str, bool]`
Return all switches as false.

initialize ()
Initialise platform.

parse_light_number_to_channels (*number: str, subtype: str*)
Parse light number to three RGB channels.

stop ()
Stop server.

`self.machine.hardware_platforms['p3_roc']`

class `mpf.platforms.p3_roc.P3RocHardwarePlatform` (*machine*)

Bases: `mpf.platforms.p_roc_common.PROCBasePlatform`, `mpf.core.platform.I2cPlatform`, `mpf.core.platform.AccelerometerPlatform`

Platform class for the P3-ROC hardware controller.

Parameters `machine` – The MachineController instance.

Accessing the p3_roc platform via code

Hardware platforms are stored in the `self.machine.hardware_platforms` dictionary, so the p3_roc platform is available via `self.machine.hardware_platforms['p3_roc']`.

Methods & Attributes

The `p3_roc` platform has the following methods & attributes available. Note that methods & attributes inherited from base classes are not included here.

configure_accelerometer (*number, config, callback*)

Configure the accelerometer on the P3-ROC.

configure_driver (*config: mpf.core.platform.DriverConfig, number: str, platform_settings: dict*)

Create a P3-ROC driver.

Typically drivers are coils or flashers, but for the P3-ROC this is also used for matrix-based lights.

Parameters

- **config** – Dictionary of settings for the driver.
- **number** – Number of this driver.
- **platform_settings** – Platform specific settings

Returns a reference to the `PROCDriver` object which is the actual object you can use to `pulse()`, `patter()`, `enable()`, etc.

configure_i2c (*number: str*)

Configure I2C device on P3-Roc.

configure_switch (*number: str, config: mpf.core.platform.SwitchConfig, platform_config: dict*)

Configure a P3-ROC switch.

Parameters

- **number** – Number of this switch
- **config** – Dictionary of settings for the switch.
- **platform_config** – Platform specific settings.

Returns: A configured switch object.

connect ()

Connect to the P3-Roc.

get_hw_switch_states () → Dict[str, bool]

Read in and set the initial switch state.

The P-ROC uses the following values for hw switch states: 1 - closed (debounced) 2 - open (debounced) 3 - closed (not debounced) 4 - open (not debounced)

get_info_string ()

Dump infos about boards.

process_events (*events*)

Process events from the P3-Roc.

classmethod scale_accelerometer_to_g (*raw_value*)

Convert internal representation to g.

set_gpio (*index, state*)

Set GPIO state.

start ()

Start GPIO poller.

stop ()

Stop platform.

`self.machine.hardware_platforms['p_roc']`

class `mpf.platforms.p_roc.PRocHardwarePlatform` (*machine*)

Bases: `mpf.platforms.p_roc_common.PROCBasePlatform`, `mpf.core.platform.DmdPlatform`, `mpf.core.platform.SegmentDisplayPlatform`

Platform class for the P-ROC hardware controller.

Parameters `machine` – The MachineController instance.

Accessing the p_roc platform via code

Hardware platforms are stored in the `self.machine.hardware_platforms` dictionary, so the `p_roc` platform is available via `self.machine.hardware_platforms['p_roc']`.

Methods & Attributes

The `p_roc` platform has the following methods & attributes available. Note that methods & attributes inherited from base classes are not included here.

configure_dmd ()

Configure a hardware DMD connected to a classic P-ROC.

configure_driver (*config: mpf.core.platform.DriverConfig*, *number: str*, *platform_settings: dict*)

Create a P-ROC driver.

Typically drivers are coils or flashers, but for the P-ROC this is also used for matrix-based lights.

Parameters

- **config** – Dictionary of settings for the driver.
- **number** – Number of this driver
- **platform_settings** – Platform specific setting for this driver.

Returns a reference to the `PROCDriver` object which is the actual object you can use to `pulse()`, `patter()`, `enable()`, etc.

configure_segment_display (*number: str*, *platform_settings*) →

`mpf.platforms.interfaces.segment_display_platform_interface.SegmentDisplayPlatformInt`
Configure display.

configure_switch (*number: str*, *config: mpf.core.platform.SwitchConfig*, *platform_config: dict*)

Configure a P-ROC switch.

Parameters

- **number** – String number of the switch to configure.
- **config** – `SwitchConfig` settings.
- **platform_config** – Platform specific settings.

Returns: A configured switch object.

connect ()

Connect to the P-Roc.

get_hw_switch_states () → Dict[str, bool]
Read in and set the initial switch state.

The P-ROC uses the following values for hw switch states: 1 - closed (debounced) 2 - open (debounced) 3 - closed (not debounced) 4 - open (not debounced)

get_info_string ()
Dump infos about boards.

process_events (*events*)
Process events from the P-Roc.

self.machine.hardware_platforms['pin2dmd']

class mpf.platforms.pin2dmd.**Pin2DmdHardwarePlatform** (*machine*)
Bases: mpf.core.platform.RgbDmdPlatform
PIN2DMD RGB DMD hardware.

Accessing the pin2dmd platform via code

Hardware platforms are stored in the `self.machine.hardware_platforms` dictionary, so the `pin2dmd` platform is available via `self.machine.hardware_platforms['pin2dmd']`.

Methods & Attributes

The `pin2dmd` platform has the following methods & attributes available. Note that methods & attributes inherited from base classes are not included here.

configure_rgb_dmd (*name: str*)
Configure rgb dmd.

initialize ()
Initialise platform.

stop ()
Stop platform.

self.machine.hardware_platforms['pololu_maestro']

class mpf.platforms.pololu_maestro.**PololuMaestroHardwarePlatform** (*machine*)
Bases: mpf.core.platform.ServoPlatform
Supports the Pololu Maestro servo controllers via PySerial.
Works with Micro Maestro 6, and Mini Maestro 12, 18, and 24.

Accessing the pololu_maestro platform via code

Hardware platforms are stored in the `self.machine.hardware_platforms` dictionary, so the `pololu_maestro` platform is available via `self.machine.hardware_platforms['pololu_maestro']`.

Methods & Attributes

The `pololu_maestro` platform has the following methods & attributes available. Note that methods & attributes inherited from base classes are not included here.

configure_servo (*number: str*)

Configure a servo device in platform.

Parameters **number** – Number of the servo.

initialize ()

Initialise platform.

stop ()

Close serial.

`self.machine.hardware_platforms['pololu_tic']`

class `mpf.platforms.pololu.pololu_tic.PololuTICHardwarePlatform` (*machine*)

Bases: `mpf.core.platform.StepperPlatform`

Supports the Pololu TIC stepper drivers via `ticcmd` command line.

Accessing the `pololu_tic` platform via code

Hardware platforms are stored in the `self.machine.hardware_platforms` dictionary, so the `pololu_tic` platform is available via `self.machine.hardware_platforms['pololu_tic']`.

Methods & Attributes

The `pololu_tic` platform has the following methods & attributes available. Note that methods & attributes inherited from base classes are not included here.

configure_stepper (*number: str, config: dict*) → `mpf.platforms.pololu.pololu_tic.PololuTICStepper`

Configure a smart stepper device in platform.

Parameters

- **number** – Number of this stepper.
- **config** (*dict*) – Configuration of device

classmethod `get_stepper_config_section` ()

Return config validator name.

stop ()

De-energize the stepper and stop sending the command timeout refresh.

`self.machine.hardware_platforms['rpi']`

class `mpf.platforms.rpi.rpi.RaspberryPiHardwarePlatform` (*machine*)

Bases: `mpf.core.platform.SwitchPlatform`, `mpf.core.platform.DriverPlatform`, `mpf.core.platform.ServoPlatform`, `mpf.core.platform.I2cPlatform`

Control the hardware of a Raspberry Pi.

Works locally and remotely via network.

Accessing the rpi platform via code

Hardware platforms are stored in the `self.machine.hardware_platforms` dictionary, so the rpi platform is available via `self.machine.hardware_platforms['rpi']`.

Methods & Attributes

The rpi platform has the following methods & attributes available. Note that methods & attributes inherited from base classes are not included here.

clear_hw_rule (*switch*: `mpf.core.platform.SwitchSettings`, *coil*: `mpf.core.platform.DriverSettings`)
Raise exception.

configure_driver (*config*: `mpf.core.platform.DriverConfig`, *number*: `str`, *platform_settings*: `dict`)
→ `mpf.platforms.interfaces.driver_platform_interface.DriverPlatformInterface`
Configure an output on the Raspberry Pi.

configure_i2c (*number*: `str`)
Configure I2c device.

configure_servo (*number*: `str`) → `mpf.platforms.interfaces.servo_platform_interface.ServoPlatformInterface`
Configure a servo.

configure_switch (*number*: `str`, *config*: `mpf.core.platform.SwitchConfig`, *platform_config*: `dict`) →
`mpf.platforms.interfaces.switch_platform_interface.SwitchPlatformInterface`
Configure a switch with pull up.

get_hw_switch_states ()
Return current switch states.

initialize ()
Initialise platform.

send_command (*cmd*)
Add a command to the command queue.

set_pulse_on_hit_and_enable_and_release_and_disable_rule (*enable_switch*:
`mpf.core.platform.SwitchSettings`,
disable_switch:
`mpf.core.platform.SwitchSettings`,
coil:
`mpf.core.platform.DriverSettings`)
Raise exception.

set_pulse_on_hit_and_enable_and_release_rule (*enable_switch*:
`mpf.core.platform.SwitchSettings`,
coil: `mpf.core.platform.DriverSettings`)
Raise exception.

set_pulse_on_hit_and_release_rule (*enable_switch*: `mpf.core.platform.SwitchSettings`, *coil*:
`mpf.core.platform.DriverSettings`)
Raise exception.

set_pulse_on_hit_rule (*enable_switch*: `mpf.core.platform.SwitchSettings`, *coil*:
`mpf.core.platform.DriverSettings`)
Raise exception.

stop()
Stop platform.

self.machine.hardware_platforms['rpi_dmd']

class mpf.platforms.rpi_dmd.**RpiDmdPlatform**(*machine*)
Bases: mpf.core.platform.RgbDmdPlatform
Raspberry Pi GPIO RGB DMD.

Accessing the rpi_dmd platform via code

Hardware platforms are stored in the `self.machine.hardware_platforms` dictionary, so the `rpi_dmd` platform is available via `self.machine.hardware_platforms['rpi_dmd']`.

Methods & Attributes

The `rpi_dmd` platform has the following methods & attributes available. Note that methods & attributes inherited from base classes are not included here.

configure_rgb_dmd(*name: str*)
Configure rgb dmd.

initialize()
Initialise platform.

stop()
Stop platform.

self.machine.hardware_platforms['smart_virtual']

class mpf.platforms.smart_virtual.**SmartVirtualHardwarePlatform**(*machine*)
Bases: *mpf.platforms.virtual.VirtualHardwarePlatform*
Base class for the `smart_virtual` hardware platform.

Accessing the smart_virtual platform via code

Hardware platforms are stored in the `self.machine.hardware_platforms` dictionary, so the `smart_virtual` platform is available via `self.machine.hardware_platforms['smart_virtual']`.

Methods & Attributes

The `smart_virtual` platform has the following methods & attributes available. Note that methods & attributes inherited from base classes are not included here.

add_ball_to_device(*device: mpf.devices.ball_device.ball_device.BallDevice*)
Add ball to device.

configure_driver (*config: mpf.core.platform.DriverConfig, number: str, platform_settings: dict*)
Configure driver.

start ()
Initialise platform when all devices are ready.

self.machine.hardware_platforms['smartmatrix']

class mpf.platforms.smartmatrix.**SmartMatrixHardwarePlatform** (*machine*)
Bases: mpf.core.platform.RgbDmdPlatform
SmartMatrix RGB DMD.

Accessing the smartmatrix platform via code

Hardware platforms are stored in the `self.machine.hardware_platforms` dictionary, so the smartmatrix platform is available via `self.machine.hardware_platforms['smartmatrix']`.

Methods & Attributes

The smartmatrix platform has the following methods & attributes available. Note that methods & attributes inherited from base classes are not included here.

configure_rgb_dmd (*name: str*)
Configure rgb dmd.

initialize ()
Initialise platform.

stop ()
Stop platform.

self.machine.hardware_platforms['smbus2']

class mpf.platforms.smbus2.**Smbus2** (*machine*)
Bases: mpf.core.platform.I2cPlatform
I2C platform which uses the smbus interface on linux via the smbus2 python extension.

Accessing the smbus2 platform via code

Hardware platforms are stored in the `self.machine.hardware_platforms` dictionary, so the smbus2 platform is available via `self.machine.hardware_platforms['smbus2']`.

Methods & Attributes

The smbus2 platform has the following methods & attributes available. Note that methods & attributes inherited from base classes are not included here.

configure_i2c (*number: str*) → `mpf.platforms.smbus2.Smbus2I2cDevice`
Configure device on smbus2.

initialize ()
Check if smbus2 extension has been imported.

self.machine.hardware_platforms['snux']

class `mpf.platforms.snux.SnuxHardwarePlatform` (*machine: mpf.core.machine.MachineController*)
Bases: `mpf.platforms.system11.System11OverlayPlatform`

Overlay platform for the snux hardware board.

Accessing the snux platform via code

Hardware platforms are stored in the `self.machine.hardware_platforms` dictionary, so the snux platform is available via `self.machine.hardware_platforms['snux']`.

Methods & Attributes

The snux platform has the following methods & attributes available. Note that methods & attributes inherited from base classes are not included here.

self.machine.hardware_platforms['spi_bit_bang']

class `mpf.platforms.spi_bit_bang.SpiBitBangPlatform` (*machine*)
Bases: `mpf.core.platform.SwitchPlatform`

Platform which reads switch via SPI using bit banging.

Accessing the spi_bit_bang platform via code

Hardware platforms are stored in the `self.machine.hardware_platforms` dictionary, so the spi_bit_bang platform is available via `self.machine.hardware_platforms['spi_bit_bang']`.

Methods & Attributes

The spi_bit_bang platform has the following methods & attributes available. Note that methods & attributes inherited from base classes are not included here.

configure_switch (*number: str, config: mpf.core.platform.SwitchConfig, platform_config: dict*) →
`mpf.platforms.interfaces.switch_platform_interface.SwitchPlatformInterface`
Configure switch.

get_hw_switch_states ()
Read initial hardware state.

This will always be false for all inputs on those switches.

initialize()
Register handler for late init.

read_spi(*bits*)
Read from SPI.

self.machine.hardware_platforms['spike']

class mpf.platforms.spike.spike.**SpikePlatform**(*machine*)
Bases: mpf.core.platform.SwitchPlatform, mpf.core.platform.LightsPlatform, mpf.core.platform.DriverPlatform, mpf.core.platform.DmdPlatform, mpf.core.platform.StepperPlatform
Stern Spike Platform.

Accessing the spike platform via code

Hardware platforms are stored in the `self.machine.hardware_platforms` dictionary, so the spike platform is available via `self.machine.hardware_platforms['spike']`.

Methods & Attributes

The spike platform has the following methods & attributes available. Note that methods & attributes inherited from base classes are not included here.

clear_hw_rule(*switch, coil*)
Disable hardware rule for this coil.

configure_dmd()
Configure a DMD.

configure_driver(*config: mpf.core.platform.DriverConfig, number: str, platform_settings: dict*)
Configure a driver on Stern Spike.

configure_light(*number, subtype, platform_settings*) → Union[mpf.platforms.spike.spike.SpikeLight, mpf.platforms.spike.spike.SpikeBacklight]
Configure a light on Stern Spike.

configure_stepper(*number: str, config: dict*) → mpf.platforms.interfaces.stepper_platform_interface.StepperPlatformInterface
Configure a stepper in Spike.

configure_switch(*number: str, config: mpf.core.platform.SwitchConfig, platform_config: dict*)
Configure switch on Stern Spike.

get_hw_switch_states()
Return current switch states.

classmethod get_stepper_config_section()
Return config validator name.

classmethod get_switch_config_section()
Return switch config section.

initialize()
Initialise platform.

parse_light_number_to_channels (*number: str, subtype: str*)

Return a single light.

send_cmd_and_wait_for_response (*node, cmd, data, response_len*) → Optional[bytearray]

Send cmd and wait for response.

send_cmd_async (*node, cmd, data*)

Send cmd which does not require a response.

send_cmd_raw (*data, wait_ms=0*)

Send raw command.

send_cmd_raw_async (*data, wait_ms=0*)

Send raw cmd which does not require a response.

send_cmd_sync (*node, cmd, data*)

Send cmd which does not require a response.

set_pulse_on_hit_and_enable_and_release_and_disable_rule (*enable_switch: mpf.core.platform.SwitchSettings, disable_switch: mpf.core.platform.SwitchSettings, coil: mpf.core.platform.DriverSettings*)

Set pulse on hit and release rule to driver.

Used for high-power coil on dual-wound flippers. Example from WWE: Type: 8 Cmd: 65 Node: 8 Msg: 0x00 0xff 0x33 0x00 0x00 0x00 0x00 0x00 0x00 0x00 0x00 0x00 0x00 0x00 0x00 0x00 0x00 0x00 0x42 0x40 0x00 0x02 0x06 0x00 Len: 25

set_pulse_on_hit_and_enable_and_release_rule (*enable_switch: mpf.core.platform.SwitchSettings, coil: mpf.core.platform.DriverSettings*)

Set pulse on hit and enable and release rule on driver.

Used for single coil flippers. Examples from WWE: Dual-wound flipper hold coil: Type: 8 Cmd: 65 Node: 8 Msg: 0x02 0xff 0x46 0x01 0xff 0x00 0x00 0x00 0x00 0x00 0x00 0x00 0x00 0x00 0x00 0x00 0x3a 0x00 0x42 0x40 0x00 0x00 0x01 0x00 Len: 25

Ring Slings (different flags): Type: 8 Cmd: 65 Node: 10 Msg: 0x00 0xff 0x19 0x00 0x14 0x00 0x00 0x00 0x00 0x00 0x00 0x00 0x80 0x00 0x4a 0x40 0x00 0x00 0x06 0x05 Len: 25

set_pulse_on_hit_and_release_rule (*enable_switch: mpf.core.platform.SwitchSettings, coil: mpf.core.platform.DriverSettings*)

Set pulse on hit and release rule to driver.

I believe that param2 == 1 means that it will cancel the pulse when the switch is released.

Used for high-power coils on dual-wound flippers. Example from WWE: Type: 8 Cmd: 65 Node: 8 Msg: 0x03 0xff 0x46 0x01 0xff 0x00 0x00 0x00 0x00 0x00 0x00 0x00 0x00 0x00 0x00 0x00 0x00 0x00 0x43 0x40 0x00 0x00 0x01 0x00 Len: 25

set_pulse_on_hit_rule (*enable_switch: mpf.core.platform.SwitchSettings, coil: mpf.core.platform.DriverSettings*)

Set pulse on hit rule on driver.

This is mostly used for popbumpers. Example from WWE: Type: 8 Cmd: 65 Node: 9 Msg: 0x00 0xa6 0x28 0x00 0x00 0x00 0x00 0x00 0x00 0x00 0x00 0x14 0x00 0x00 0x00 0x38 0x00 0x40 0x00 0x00 0x00 0x00 0x00 Len: 25

stop ()

Stop hardware and close connections.

`self.machine.hardware_platforms['step_stick']`

class `mpf.platforms.step_stick.StepStickDigitalOutputPlatform` (*machine*)

Bases: `mpf.core.platform.StepperPlatform`

Drive a stepper using a StepStick controller on a digital output.

Accessing the `step_stick` platform via code

Hardware platforms are stored in the `self.machine.hardware_platforms` dictionary, so the `step_stick` platform is available via `self.machine.hardware_platforms['step_stick']`.

Methods & Attributes

The `step_stick` platform has the following methods & attributes available. Note that methods & attributes inherited from base classes are not included here.

configure_stepper (*number: str, config: dict*) → `mpf.platforms.interfaces.stepper_platform_interface.StepperPlatformInterface`
Configure a stepper driven by StepStick on a digital output.

classmethod get_stepper_config_section ()
Return config section.

`self.machine.hardware_platforms['system11']`

class `mpf.platforms.system11.System11OverlayPlatform` (*machine:*

mpf.core.machine.MachineController)

Bases: `mpf.core.platform.DriverPlatform`

Overlay platform to drive system11 machines using a WPC controller.

Accessing the `system11` platform via code

Hardware platforms are stored in the `self.machine.hardware_platforms` dictionary, so the `system11` platform is available via `self.machine.hardware_platforms['system11']`.

Methods & Attributes

The `system11` platform has the following methods & attributes available. Note that methods & attributes inherited from base classes are not included here.

a_side_active
Return if A side cannot be switches off right away.

a_side_busy
Return if A side cannot be switches off right away.

c_side_active
Return if C side cannot be switches off right away.

c_side_busy

Return if C side cannot be switches off right away.

clear_hw_rule (*switch, coil*)

Clear a rule for a driver on the system11 overlay.

configure_driver (*config: mpf.core.platform.DriverConfig, number: str, platform_settings: dict*)

Configure a driver on the system11 overlay.

Parameters

- **config** – Driver config dict
- **number** – Number of the driver.
- **platform_settings** – Platform specific config.

driver_action (*driver, pulse_settings: Optional[mpf.platforms.interfaces.driver_platform_interface.PulseSettings], hold_settings: Optional[mpf.platforms.interfaces.driver_platform_interface.HoldSettings], side: str*)

Add a driver action for a switched driver to the queue (for either the A-side or C-side queue).

Parameters

- **driver** – A reference to the original platform class Driver instance.
- **pulse_settings** – Settings for the pulse or None
- **hold_settings** – Settings for hold or None
- **side** – Whatever the driver is on A or C side.

This action will be serviced immediately if it can, or ASAP otherwise.

initialize ()

Automatically called by the Platform class after all the core modules are loaded.

set_pulse_on_hit_and_enable_and_release_and_disable_rule (*enable_switch, disable_switch, coil*)

Configure a rule for a driver on the system11 overlay.

Will pass the call onto the parent platform if the driver is not on A/C relay.

set_pulse_on_hit_and_release_rule (*enable_switch, coil*)

Configure a rule for a driver on the system11 overlay.

Will pass the call onto the parent platform if the driver is not on A/C relay.

set_pulse_on_hit_and_release_rule (*enable_switch, coil*)

Configure a rule for a driver on the system11 overlay.

Will pass the call onto the parent platform if the driver is not on A/C relay.

set_pulse_on_hit_rule (*enable_switch, coil*)

Configure a rule on the system11 overlay.

Will pass the call onto the parent platform if the driver is not on A/C relay.

stop ()

Stop the overlay. Nothing to do here because stop is also called on parent platform.

tick ()

System11 main loop.

Called based on the timer_tick event.

validate_coil_section (*driver, config*)
Validate coil config for platform.

self.machine.hardware_platforms['trinamics_steprocker']

class mpf.platforms.trinamics_steprocker.**TrinamicsStepRocker** (*machine*)
Bases: mpf.core.platform.StepperPlatform
Supports the Trinamics Step Rocker via PySerial.
Works with Trinamics Step Rocker. TBD other 'TMCL' based steppers eval boards

Accessing the trinamics_steprocker platform via code

Hardware platforms are stored in the `self.machine.hardware_platforms` dictionary, so the `trinamics_steprocker` platform is available via `self.machine.hardware_platforms['trinamics_steprocker']`.

Methods & Attributes

The `trinamics_steprocker` platform has the following methods & attributes available. Note that methods & attributes inherited from base classes are not included here.

configure_stepper (*number: str, config: dict*) → mpf.platforms.trinamics_steprocker.TrinamicsTMCLStepper
Configure a smart stepper device in platform.

Parameters

- **number** – Number of the stepper.
- **config** (*dict*) – Configuration of device

classmethod get_stepper_config_section ()
Return config validator name.

initialize ()
Initialise trinamics steprocker platform.

stop ()
Close serial.

self.machine.hardware_platforms['virtual']

class mpf.platforms.virtual.**VirtualHardwarePlatform** (*machine*)
Bases: mpf.core.platform.AccelerometerPlatform, mpf.core.platform.I2cPlatform, mpf.core.platform.ServoPlatform, mpf.core.platform.LightsPlatform, mpf.core.platform.SwitchPlatform, mpf.core.platform.DriverPlatform, mpf.core.platform.DmdPlatform, mpf.core.platform.RgbDmdPlatform, mpf.core.platform.SegmentDisplayPlatform, mpf.core.platform.StepperPlatform, mpf.core.platform.HardwareSoundPlatform
Base class for the virtual hardware platform.

Accessing the virtual platform via code

Hardware platforms are stored in the `self.machine.hardware_platforms` dictionary, so the virtual platform is available via `self.machine.hardware_platforms['virtual']`.

Methods & Attributes

The virtual platform has the following methods & attributes available. Note that methods & attributes inherited from base classes are not included here.

clear_hw_rule (*switch, coil*)

Clear hw rule.

configure_accelerometer (*number, config, callback*)

Configure accelerometer.

configure_dmd ()

Configure DMD.

configure_driver (*config: mpf.core.platform.DriverConfig, number: str, platform_settings: dict*)

Configure driver.

configure_hardware_sound_system () → `mpf.platforms.interfaces.hardware_sound_platform_interface.HardwareSoundSystem`

Configure virtual hardware sound system.

configure_i2c (*number: str*) → `mpf.platforms.interfaces.i2c_platform_interface.I2cPlatformInterface`

Configure virtual i2c device.

configure_light (*number, subtype, platform_settings*)

Configure light channel.

configure_rgb_dmd (*name: str*)

Configure DMD.

configure_segment_display (*number: str, platform_settings*) → `mpf.platforms.interfaces.segment_display_platform_interface.SegmentDisplayPlatformInterface`

Configure segment display.

configure_servo (*number: str*)

Configure a servo device in platform.

configure_stepper (*number: str, config: dict*)

Configure a smart stepper / axis device in platform.

configure_switch (*number: str, config: mpf.core.platform.SwitchConfig, platform_config: dict*)

Configure switch.

get_hw_switch_states ()

Return hw switch states.

initialize () → None

Initialise platform.

parse_light_number_to_channels (*number: str, subtype: str*)

Parse channel str to a list of channels.

set_pulse_on_hit_and_enable_and_release_and_disable_rule (*enable_switch, disable_switch, coil*)

Set rule.

set_pulse_on_hit_and_enable_and_release_rule (*enable_switch, coil*)

Set rule.

set_pulse_on_hit_and_release_rule (*enable_switch, coil*)
Set rule.

set_pulse_on_hit_rule (*enable_switch, coil*)
Set rule.

stop ()
Stop platform.

validate_coil_section (*driver, config*)
Validate coil sections.

validate_stepper_section (*stepper, config*)
Validate stepper sections.

validate_switch_section (*switch, config*)
Validate switch sections.

self.machine.hardware_platforms['virtual_pinball']

class mpf.platforms.virtual_pinball.virtual_pinball.**VirtualPinballPlatform** (*machine*)
Bases: mpf.core.platform.LightsPlatform, mpf.core.platform.SwitchPlatform, mpf.core.platform.DriverPlatform
VPX platform.

Accessing the virtual_pinball platform via code

Hardware platforms are stored in the `self.machine.hardware_platforms` dictionary, so the `virtual_pinball` platform is available via `self.machine.hardware_platforms['virtual_pinball']`.

Methods & Attributes

The `virtual_pinball` platform has the following methods & attributes available. Note that methods & attributes inherited from base classes are not included here.

clear_hw_rule (*switch: mpf.core.platform.SwitchSettings, coil: mpf.core.platform.DriverSettings*)
Clear hw rule.

configure_driver (*config: mpf.core.platform.DriverConfig, number: str, platform_settings: dict*)
→ `mpf.platforms.interfaces.driver_platform_interface.DriverPlatformInterface`
Configure VPX driver.

configure_light (*number: str, subtype: str, platform_settings: dict*) →
`mpf.platforms.interfaces.light_platform_interface.LightPlatformInterface`
Configure a VPX light.

configure_switch (*number: str, config: mpf.core.platform.SwitchConfig, platform_config: dict*) →
`mpf.platforms.interfaces.switch_platform_interface.SwitchPlatformInterface`
Configure VPX switch.

get_hw_switch_states ()
Return initial switch state.

initialize ()
Initialise platform.

parse_light_number_to_channels (*number: str, subtype: str*)

Parse channel str to a list of channels.

set_pulse_on_hit_and_enable_and_release_and_disable_rule (*enable_switch: mpf.core.platform.SwitchSettings, disable_switch: mpf.core.platform.SwitchSettings, coil: mpf.core.platform.DriverSettings*)

Pulse on hit and hold, disable on disable_switch hit.

set_pulse_on_hit_and_enable_and_release_rule (*enable_switch: mpf.core.platform.SwitchSettings, coil: mpf.core.platform.DriverSettings*)

Pulse on hit and hold.

set_pulse_on_hit_and_release_rule (*enable_switch: mpf.core.platform.SwitchSettings, coil: mpf.core.platform.DriverSettings*)

Pulse on hit and hold.

set_pulse_on_hit_rule (*enable_switch: mpf.core.platform.SwitchSettings, coil: mpf.core.platform.DriverSettings*)

Pulse on hit and release.

vpx_changed_flashers ()

Return changed lamps since last call.

vpx_changed_gi_strings ()

Return changed lamps since last call.

vpx_changed_lamps ()

Return changed lamps since last call.

vpx_changed_leds ()

Return changed lamps since last call.

vpx_changed_solenoids ()

Return changed solenoids since last call.

vpx_get_coilactive (*number*)

Return True if a MPF hw rule for the coil(number) exists.

vpx_get_hardwarerules ()

Return hardware rules.

vpx_get_mech (*number*)

Not implemented.

vpx_get_switch (*number*)

Return switch value.

vpx_mech (*number*)

Not implemented.

vpx_pulsesw (*number*)

Pulse switch from VPX.

vpx_set_mech (*number, value*)

Not implemented.

vpx_set_switch (*number, value*)

Update switch from VPX.

vpx_start ()
Start machine.

vpx_switch (*number*)
Return switch value.

8.3.5 Config Players

Config players are available as machine attributes in the form of their player name plus `_player`, for example, `self.machine.light_player` or `self.machine.score_player`.

self.machine.blocking_player

class `mpf.config_players.block_event_player.BlockEventPlayer` (*machine*)

Bases: `mpf.core.config_player.ConfigPlayer`

Posts events based on config.

Accessing the blocking_player in code

The `blocking_player` is available via `self.machine.blocking_player`.

Methods & Attributes

The `blocking_player` has the following methods & attributes available. Note that methods & attributes inherited from the base class are not included here.

get_express_config (*value*)
Parse short config.

play (*settings, context, calling_context, priority=0, **kwargs*)
Block event.

validate_config_entry (*settings: dict, name: str*) → dict
Validate one entry of this player.

self.machine.coil_player

class `mpf.config_players.coil_player.CoilPlayer` (*machine*)

Bases: `mpf.config_players.device_config_player.DeviceConfigPlayer`

Triggers coils based on config.

Accessing the coil_player in code

The `coil_player` is available via `self.machine.coil_player`.

Methods & Attributes

The `coil_player` has the following methods & attributes available. Note that methods & attributes inherited from the base class are not included here.

clear_context (*context*)

Disable enabled coils.

get_express_config (*value: str*)

Parse short config version.

play (*settings, context: str, calling_context: str, priority: int = 0, **kwargs*)

Enable, Pulse or disable coils.

`self.machine.event_player`

class `mpf.config_players.event_player.EventPlayer` (*machine*)

Bases: `mpf.config_players.flat_config_player.FlatConfigPlayer`

Posts events based on config.

Accessing the event_player in code

The `event_player` is available via `self.machine.event_player`.

Methods & Attributes

The `event_player` has the following methods & attributes available. Note that methods & attributes inherited from the base class are not included here.

get_express_config (*value*)

Parse short config.

get_list_config (*value*)

Parse list.

play (*settings, context, calling_context, priority=0, **kwargs*)

Post (delayed) events.

`self.machine.flasher_player`

class `mpf.config_players.flasher_player.FlasherPlayer` (*machine*)

Bases: `mpf.config_players.device_config_player.DeviceConfigPlayer`

Triggers flashers based on config.

Accessing the flasher_player in code

The `flasher_player` is available via `self.machine.flasher_player`.

Methods & Attributes

The `flasher_player` has the following methods & attributes available. Note that methods & attributes inherited from the base class are not included here.

get_express_config (*value*)
Parse express config.

play (*settings, context, calling_context, priority=0, **kwargs*)
Flash flashers.

`self.machine.hardware_sound_player_player`

class `mpf.config_players.hardware_sound_player.HardwareSoundPlayer` (*machine*)
Bases: `mpf.config_players.device_config_player.DeviceConfigPlayer`
Plays sounds on an external sound card.

Accessing the `hardware_sound_player_player` in code

The `hardware_sound_player_player` is available via `self.machine.hardware_sound_player_player`.

Methods & Attributes

The `hardware_sound_player_player` has the following methods & attributes available. Note that methods & attributes inherited from the base class are not included here.

get_express_config (*value*)
Parse express config.

get_string_config (*string*)
Parse string config.

play (*settings, context, calling_context, priority=0, **kwargs*)
Play sound on external card.

`self.machine.light_player`

class `mpf.config_players.light_player.LightPlayer` (*machine*)
Bases: `mpf.config_players.device_config_player.DeviceConfigPlayer`
Sets lights based on config.

Accessing the `light_player` in code

The `light_player` is available via `self.machine.light_player`.

Methods & Attributes

The `light_player` has the following methods & attributes available. Note that methods & attributes inherited from the base class are not included here.

clear_context (*context*)

Remove all colors which were set in context.

get_express_config (*value*)

Parse express config.

handle_subscription_change (*value, settings, priority, context, key*)

Handle subscriptions.

play (*settings, context, calling_context, priority=0, **kwargs*)

Set light color based on config.

`self.machine.queue_event_player`

class `mpf.config_players.queue_event_player.QueueEventPlayer` (*machine*)

Bases: `mpf.core.config_player.ConfigPlayer`

Posts queue events based on config.

Accessing the `queue_event_player` in code

The `queue_event_player` is available via `self.machine.queue_event_player`.

Methods & Attributes

The `queue_event_player` has the following methods & attributes available. Note that methods & attributes inherited from the base class are not included here.

get_express_config (*value*)

No express config.

play (*settings, context, calling_context, priority=0, **kwargs*)

Post queue events.

validate_config_entry (*settings, name*)

Validate one entry of this player.

`self.machine.queue_relay_player`

class `mpf.config_players.queue_relay_player.QueueRelayPlayer` (*machine*)

Bases: `mpf.core.config_player.ConfigPlayer`

Blocks queue events and converts them to normal events.

Accessing the `queue_relay_player` in code

The `queue_relay_player` is available via `self.machine.queue_relay_player`.

Methods & Attributes

The `queue_relay_player` has the following methods & attributes available. Note that methods & attributes inherited from the base class are not included here.

clear_context (*context*)

Clear all queues and remove handlers.

get_express_config (*value*)

No express config.

play (*settings, context, calling_context, priority=0, **kwargs*)

Block queue event.

validate_config_entry (*settings, name*)

Validate one entry of this player.

`self.machine.random_event_player`

class `mpf.config_players.random_event_player.RandomEventPlayer` (*machine*)

Bases: `mpf.core.config_player.ConfigPlayer`

Plays a random event based on config.

Accessing the `random_event_player` in code

The `random_event_player` is available via `self.machine.random_event_player`.

Methods & Attributes

The `random_event_player` has the following methods & attributes available. Note that methods & attributes inherited from the base class are not included here.

get_express_config (*value*)

Parse express config.

get_list_config (*value*)

Parse list.

static is_entry_valid_outside_mode (*settings*) → bool

Return true if scope is not player.

play (*settings, context, calling_context, priority=0, **kwargs*)

Play a random event from list based on config.

validate_config_entry (*settings, name*)

Validate one entry of this player.

`self.machine.score_queue_player_player`

class `mpf.config_players.score_queue_player.ScoreQueuePlayer` (*machine*)

Bases: `mpf.core.config_player.ConfigPlayer`

SS style scoring based on config.

Accessing the score_queue_player_player in code

The `score_queue_player_player` is available via `self.machine.score_queue_player_player`.

Methods & Attributes

The `score_queue_player_player` has the following methods & attributes available. Note that methods & attributes inherited from the base class are not included here.

get_express_config (*value: Any*) → dict
Parse express config.

static is_entry_valid_outside_mode (*settings*) → bool
Score queue is only valid in game.

play (*settings: dict, context: str, calling_context: str, priority: int = 0, **kwargs*) → None
Variable name.

validate_config_entry (*settings: dict, name: str*) → dict
Validate one entry of this player.

`self.machine.segment_display_player_player`

class `mpf.config_players.segment_display_player.SegmentDisplayPlayer` (*machine*)
Bases: `mpf.config_players.device_config_player.DeviceConfigPlayer`

Generates texts on segment displays.

Accessing the segment_display_player_player in code

The `segment_display_player_player` is available via `self.machine.segment_display_player_player`.

Methods & Attributes

The `segment_display_player_player` has the following methods & attributes available. Note that methods & attributes inherited from the base class are not included here.

clear_context (*context*)
Remove all texts.

get_express_config (*value*)
Parse express config.

play (*settings, context, calling_context, priority=0, **kwargs*)
Show text on display.

self.machine.show_player

class mpf.config_players.show_player.**ShowPlayer** (*machine*)
Bases: mpf.config_players.device_config_player.DeviceConfigPlayer
Plays, starts, stops, pauses, resumes or advances shows based on config.

Accessing the show_player in code

The show_player is available via `self.machine.show_player`.

Methods & Attributes

The show_player has the following methods & attributes available. Note that methods & attributes inherited from the base class are not included here.

clear_context (*context*)
Stop running shows from context.

get_express_config (*value*)
Parse express config.

handle_subscription_change (*value, settings, priority, context, key*)
Handle subscriptions.

play (*settings, context, calling_context, priority=0, **kwargs*)
Play, start, stop, pause, resume or advance show based on config.

self.machine.variable_player

class mpf.config_players.variable_player.**VariablePlayer** (*machine:*
mpf.core.machine.MachineController)
Bases: mpf.core.config_player.ConfigPlayer
Posts events based on config.

Accessing the variable_player in code

The variable_player is available via `self.machine.variable_player`.

Methods & Attributes

The variable_player has the following methods & attributes available. Note that methods & attributes inherited from the base class are not included here.

clear_context (*context: str*) → None
Clear context.

get_express_config (*value: Any*) → dict
Parse express config.

get_list_config (*value: Any*)
Parse list.

handle_subscription_change (*value, settings, priority, context, key*)

Handle subscriptions.

static is_entry_valid_outside_mode (*settings: dict*) → bool

Return true if this entry may run without a game and player.

play (*settings: dict, context: str, calling_context: str, priority: int = 0, **kwargs*) → None

Variable name.

validate_config_entry (*settings: dict, name: str*) → dict

Validate one entry of this player.

8.3.6 Testing Class API

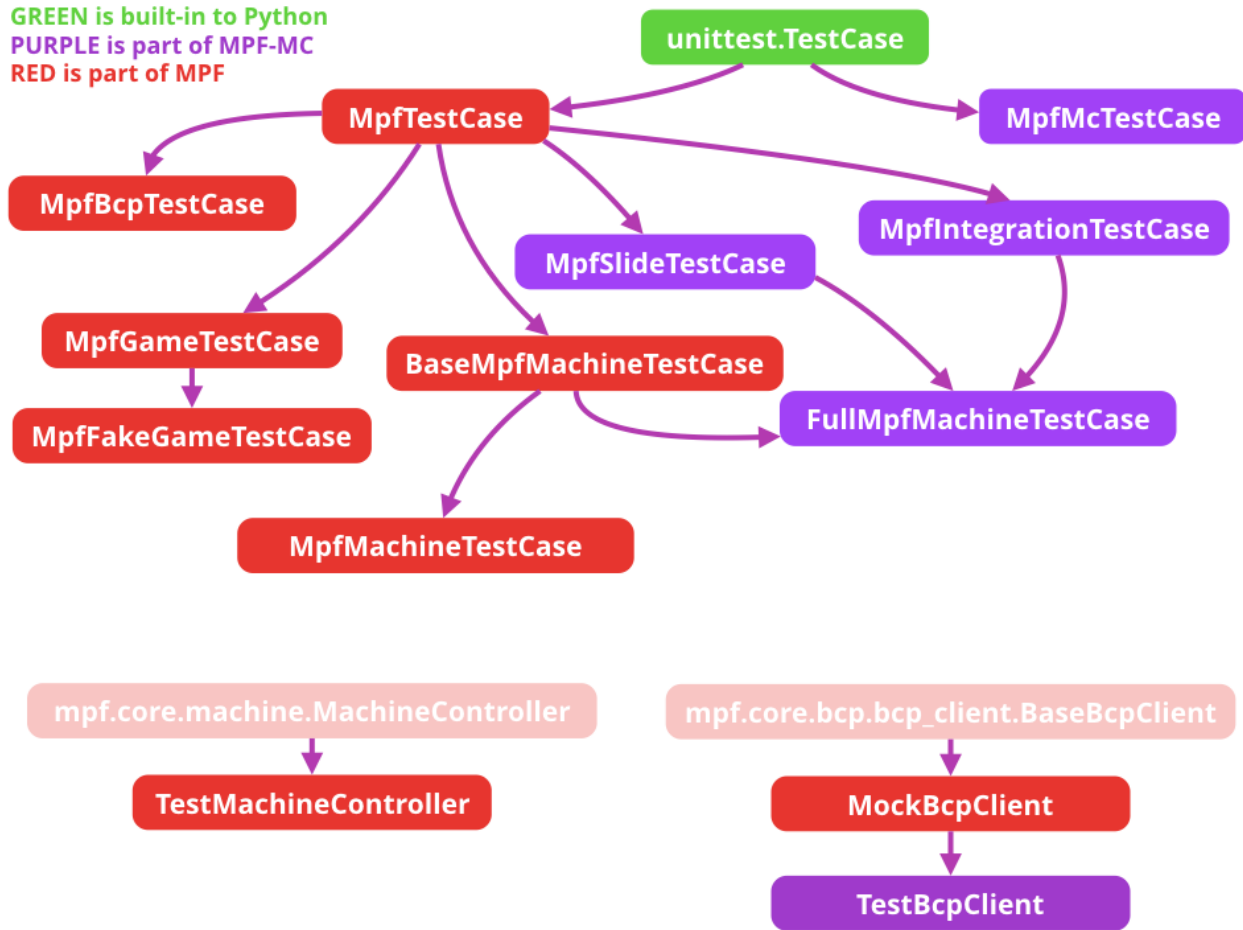
MPF includes several unit test classes which you can use to *write tests which test MPF* or to write tests for your own game.

These tests include several MPF-specific assertion methods for things like modes, players, balls, device states, etc., as well as logic which advances the time and mocks the BCP and hardware connections.

You can add commands in your tests to “advance” the time which the MPF tests can test quickly, so you can test a complete 3-minute game play session in a few hundred milliseconds of real world time.

It might be helpful to look at the real internal tests that MPF uses (which all use these test classes) to get a feel for how tests are written in MPF. They’re available in the `mpf/tests` folder in the MPF repository. (They’re installed locally when you install MPF.)

Here’s a diagram which shows how all the MPF and MPF-MC test case classes relate to each other:



And the API reference for each:

MockBcpClient

class `mpf.tests.MpfBcpTestCase.MockBcpClient` (*machine, name, bcp*)
 Bases: `mpf.core.bcp.bcp_client.BaseBcpClient`

A Mock BCP Client.

This is used in tests require BCP for testing but where you don't actually create a real BCP connection.

Methods & Attributes

The MockBcpClient has the following methods & attributes available. Note that methods & attributes inherited from the base class are not included here.

accept_connection (*receiver, sender*)
 Handle incoming connection from remote client.

connect (*config*)
 Actively connect client.

format_log_line (*msg, context, error_no*) → str
Return a formatted log line with log link and context.

ignorable_runtime_exception (*msg: str*) → None
Handle ignorable runtime exception.

During development or tests raise an exception for easier debugging. Log an error during production.

raise_config_error (*msg, error_no, *, context=None*) → NoReturn
Raise a ConfigFileError exception.

read_message ()
Read one message from client.

send (*bcp_command, bcp_command_args*)
Send data to client.

stop ()
Stop client connection.

warning_log (*msg: str, *args, context=None, error_no=None, **kwargs*) → None
Log a message at the warning level.

These messages will always be shown in the console and the log file.

MpfBcpTestCase

class mpf.tests.MpfBcpTestCase.**MpfBcpTestCase** (*methodName='runTest'*)
Bases: *mpf.tests.MpfTestCase.MpfTestCase*
An MpfTestCase instance which uses the MockBcpClient.

Methods & Attributes

The MpfBcpTestCase has the following methods & attributes available. Note that methods & attributes inherited from the base class are not included here.

static add_to_config_validator (*machine, key, new_dict*)
Add config dict to validator.

advance_time_and_run (*delta=1.0*)
Advance the test clock and run anything that should run during that time.

Parameters delta – How much time to advance the test clock by (in seconds)

This method will cause anything scheduled during the time to run, including things like delays, timers, etc.

Advancing the clock will happen in multiple small steps if things are scheduled to happen during this advance. For example, you can advance the clock 10 seconds like this:

```
self.advance_time_and_run(10)
```

If there is a delay callback that is scheduled to happen in 2 seconds, then this method will advance the clock 2 seconds, process that delay, and then advance the remaining 8 seconds.

assertAlmostEqual (*first, second, places=None, msg=None, delta=None*)

Fail if the two objects are unequal as determined by their difference rounded to the given number of decimal places (default 7) and comparing to zero, or by comparing that the difference between the two objects is more than the given delta.

Note that decimal places (from zero) are usually not the same as significant digits (measured from the most significant digit).

If the two objects compare equal then they will automatically compare almost equal.

assertAvailableBallsOnPlayfield (*balls, playfield='playfield'*)

Assert that a certain number of ball is available on a playfield.

assertBallsOnPlayfield (*balls, playfield='playfield'*)

Assert that a certain number of ball is on a playfield.

assertColorAlmostEqual (*color1, color2, delta=6*)

Assert that two color are almost equal.

Parameters

- **color1** – The first color, as an RGBColor instance or 3-item iterable.
- **color2** – The second color, as an RGBColor instance or 3-item iterable.
- **delta** – How close the colors have to be. The deltas between red, green, and blue are added together and must be less or equal to this value for this assertion to succeed.

assertCountEqual (*first, second, msg=None*)

An unordered sequence comparison asserting that the same elements, regardless of order. If the same element occurs more than once, it verifies that the elements occur the same number of times.

```
self.assertEqual(Counter(list(first)), Counter(list(second)))
```

Example:

- [0, 1, 1] and [1, 0, 1] compare equal.
- [0, 0, 1] and [0, 1] compare unequal.

assertDictContainsSubset (*subset, dictionary, msg=None*)

Checks whether dictionary is a superset of subset.

assertEqual (*first, second, msg=None*)

Fail if the two objects are unequal as determined by the '==' operator.

assertEventCalled (*event_name, times=None*)

Assert that event was called.

Parameters

- **event_name** – String name of the event to check.
- **times** – An optional value to confirm the number of times the event was called. Default of *None* means this method will pass as long as the event has been called at least once.

If you want to reset the `times` count, you can mock the event again.

Note that the event must be mocked via `self.mock_event()` first in order to use this method.

For example:

```
self.mock_event('my_event')
self.assertEventNotCalled('my_event') # This will pass

self.post_event('my_event')
self.assertEventCalled('my_event')    # This will pass
self.assertEventCalled('my_event', 1) # This will pass
```

(continues on next page)

(continued from previous page)

```
self.post_event('my_event')
self.assertEventCalled('my_event')      # This will pass
self.assertEventCalled('my_event', 2)   # This will pass
```

assertEventCalledWith (*event_name*, ***kwargs*)

Assert an event was called with certain kwargs.

Parameters

- **event_name** – String name of the event to check.
- ****kwargs** – Name/value parameters to check.

For example:

```
self.mock_event('jackpot')

self.post_event('jackpot', count=1, first_time=True)
self.assertEventCalled('jackpot')      # This will pass
self.assertEventCalledWith('jackpot', count=1, first_time=True) # This will_
↪also pass
self.assertEventCalledWith('jackpot', count=1, first_time=False) # This will_
↪fail
```

assertEventNotCalled (*event_name*)

Assert that event was not called.

Parameters **event_name** – String name of the event to check.

Note that the event must be mocked via `self.mock_event()` first in order to use this method.

assertFalse (*expr*, *msg=None*)

Check that the expression is false.

assertGreater (*a*, *b*, *msg=None*)

Just like `self.assertTrue(a > b)`, but with a nicer default message.

assertGreaterEqual (*a*, *b*, *msg=None*)

Just like `self.assertTrue(a >= b)`, but with a nicer default message.

assertIn (*member*, *container*, *msg=None*)

Just like `self.assertTrue(a in b)`, but with a nicer default message.

assertIs (*expr1*, *expr2*, *msg=None*)

Just like `self.assertTrue(a is b)`, but with a nicer default message.

assertIsInstance (*obj*, *cls*, *msg=None*)

Same as `self.assertTrue(isinstance(obj, cls))`, with a nicer default message.

assertIsNone (*obj*, *msg=None*)

Same as `self.assertTrue(obj is None)`, with a nicer default message.

assertIsNot (*expr1*, *expr2*, *msg=None*)

Just like `self.assertTrue(a is not b)`, but with a nicer default message.

assertIsNotNone (*obj*, *msg=None*)

Included for symmetry with `assertIsNone`.

assertLess (*a*, *b*, *msg=None*)

Just like `self.assertTrue(a < b)`, but with a nicer default message.

assertLessEqual (*a, b, msg=None*)

Just like `self.assertTrue(a <= b)`, but with a nicer default message.

assertLightChannel (*light_name, brightness, channel='white'*)

Assert that a light channel has a certain brightness.

assertLightColor (*light_name, color*)

Assert that a light exists and shows one color.

assertLightColors (*light_name, color_list, secs=1, check_delta=0.1*)

Assert that a light exists and shows all colors in a list over a period.

assertLightFlashing (*light_name, color=None, secs=1, check_delta=0.1*)

Assert that a light exists and is flashing.

assertLightOff (*light_name*)

Assert that a light exists and is off.

assertLightOn (*light_name*)

Assert that a light exists and is on.

assertListEqual (*list1, list2, msg=None*)

A list-specific equality assertion.

Parameters

- **list1** – The first list to compare.
- **list2** – The second list to compare.
- **msg** – Optional message to use on failure instead of a list of differences.

assertLogs (*logger=None, level=None*)

Fail unless a log message of level *level* or higher is emitted on *logger_name* or its children. If omitted, *level* defaults to INFO and *logger* defaults to the root logger.

This method must be used as a context manager, and will yield a recording object with two attributes: *output* and *records*. At the end of the context manager, the *output* attribute will be a list of the matching formatted log messages and the *records* attribute will be a list of the corresponding LogRecord objects.

Example:

```
with self.assertLogs('foo', level='INFO') as cm:
    logging.getLogger('foo').info('first message')
    logging.getLogger('foo.bar').error('second message')
self.assertEqual(cm.output, ['INFO:foo:first message',
                             'ERROR:foo.bar:second message'])
```

assertMachineVarEqual (*value, machine_var*)

Assert that a machine variable exists and has a certain value.

assertModeNotRunning (*mode_name*)

Assert that a mode exists and is not running.

assertModeRunning (*mode_name*)

Assert that a mode exists and is running.

assertMultiLineEqual (*first, second, msg=None*)

Assert that two multi-line strings are equal.

assertNotAlmostEqual (*first, second, places=None, msg=None, delta=None*)

Fail if the two objects are equal as determined by their difference rounded to the given number of decimal places (default 7) and comparing to zero, or by comparing that the difference between the two objects is less than the given delta.

Note that decimal places (from zero) are usually not the same as significant digits (measured from the most significant digit).

Objects that are equal automatically fail.

assertNotEqual (*first, second, msg=None*)

Fail if the two objects are equal as determined by the ‘!=’ operator.

assertNotIn (*member, container, msg=None*)

Just like self.assertTrue(a not in b), but with a nicer default message.

assertNotIsInstance (*obj, cls, msg=None*)

Included for symmetry with assertIsInstance.

assertNotLightChannel (*light_name, brightness, channel='white'*)

Assert that a light channel does not have a certain brightness.

assertNotLightColor (*light_name, color*)

Assert that a light exists and does not show a certain color.

assertNotRegex (*text, unexpected_regex, msg=None*)

Fail the test if the text matches the regular expression.

assertNumBallsKnown (*balls*)

Assert that a certain number of balls are known in the machine.

assertPlaceholderEvaluates (*expected, condition*)

Assert that a placeholder evaluates to a certain value.

assertPlayerVarEqual (*value, player_var*)

Assert that a player variable exists and has a certain value.

assertRaises (*expected_exception, *args, **kwargs*)

Fail unless an exception of class *expected_exception* is raised by the callable when invoked with specified positional and keyword arguments. If a different type of exception is raised, it will not be caught, and the test case will be deemed to have suffered an error, exactly as for an unexpected exception.

If called with the callable and arguments omitted, will return a context object used like this:

```
with self.assertRaises(SomeException):
    do_something()
```

An optional keyword argument ‘msg’ can be provided when `assertRaises` is used as a context object.

The context manager keeps a reference to the exception as the ‘exception’ attribute. This allows you to inspect the exception after the assertion:

```
with self.assertRaises(SomeException) as cm:
    do_something()
the_exception = cm.exception
self.assertEqual(the_exception.error_code, 3)
```

assertRaisesRegex (*expected_exception, expected_regex, *args, **kwargs*)

Asserts that the message in a raised exception matches a regex.

Parameters

- **expected_exception** – Exception class expected to be raised.
- **expected_regex** – Regex (re.Pattern object or string) expected to be found in error message.
- **args** – Function to be called and extra positional args.

- **kwargs** – Extra kwargs.
- **msg** – Optional message used in case of failure. Can only be used when `assertRaisesRegex` is used as a context manager.

assertRegex (*text, expected_regex, msg=None*)

Fail the test unless the text matches the regular expression.

assertSequenceEqual (*seq1, seq2, msg=None, seq_type=None*)

An equality assertion for ordered sequences (like lists and tuples).

For the purposes of this function, a valid ordered sequence type is one which can be indexed, has a length, and has an equality operator.

Parameters

- **seq1** – The first sequence to compare.
- **seq2** – The second sequence to compare.
- **seq_type** – The expected datatype of the sequences, or `None` if no datatype should be enforced.
- **msg** – Optional message to use on failure instead of a list of differences.

assertSetEqual (*set1, set2, msg=None*)

A set-specific equality assertion.

Parameters

- **set1** – The first set to compare.
- **set2** – The second set to compare.
- **msg** – Optional message to use on failure instead of a list of differences.

`assertSetEqual` uses ducktyping to support different types of sets, and is optimized for sets specifically (parameters must support a difference method).

assertSwitchState (*name, state*)

Assert that a switch exists and has a certain state.

assertTrue (*expr, msg=None*)

Check that the expression is true.

assertTupleEqual (*tuple1, tuple2, msg=None*)

A tuple-specific equality assertion.

Parameters

- **tuple1** – The first tuple to compare.
- **tuple2** – The second tuple to compare.
- **msg** – Optional message to use on failure instead of a list of differences.

assertWarns (*expected_warning, *args, **kwargs*)

Fail unless a warning of class `warnClass` is triggered by the callable when invoked with specified positional and keyword arguments. If a different type of warning is triggered, it will not be handled: depending on the other warning filtering rules in effect, it might be silenced, printed out, or raised as an exception.

If called with the callable and arguments omitted, will return a context object used like this:

```
with self.assertWarns(SomeWarning):
    do_something()
```


An optional keyword argument ‘msg’ can be provided when `assertWarns` is used as a context object.

The context manager keeps a reference to the first matching warning as the ‘warning’ attribute; similarly, the ‘filename’ and ‘lineno’ attributes give you information about the line of Python code from which the warning was triggered. This allows you to inspect the warning after the assertion:

```
with self.assertWarns(SomeWarning) as cm:
    do_something()
the_warning = cm.warning
self.assertEqual(the_warning.some_attribute, 147)
```

assertWarnsRegex (*expected_warning, expected_regex, *args, **kwargs*)

Asserts that the message in a triggered warning matches a regex. Basic functioning is similar to `assertWarns()` with the addition that only warnings whose messages also match the regular expression are considered successful matches.

Parameters

- **expected_warning** – Warning class expected to be triggered.
- **expected_regex** – Regex (re.Pattern object or string) expected to be found in error message.
- **args** – Function to be called and extra positional args.
- **kwargs** – Extra kwargs.
- **msg** – Optional message used in case of failure. Can only be used when `assertWarnsRegex` is used as a context manager.

fail (*msg=None*)

Fail immediately, with the given message.

static get_abs_path (*path*)

Get absolute path relative to current directory.

get_absolute_machine_path ()

Return absolute machine path.

get_config_file ()

Return a string name of the machine config file to use for the tests in this class.

You should override this method in your own test class to point to the config file you need for your tests.

Returns A string name of the machine config file to use, complete with the `.yaml` file extension.

For example:

```
def get_config_file(self):
    return 'my_config.yaml'
```

get_enable_plugins ()

Control whether tests in this class should load MPF plugins.

Returns: True or False

The default is False. To load plugins in your test class, add the following:

```
def get_enable_plugins(self):
    return True
```

get_machine_path()

Return a string name of the path to the machine folder to use for the tests in this class.

You should override this method in your own test class to point to the machine folder root you need for your tests.

Returns A string name of the machine path to use

For example:

```
def get_machine_path(self):  
    return 'tests/machine_files/my_test/'
```

Note that this path is relative to the MPF package root

get_options()

Return options for the machine controller.

get_platform()

Force this test class to use a certain platform.

Returns String name of the platform this test class will use.

If you don't include this method in your test class, the platform will be set to *virtual*. If you want to use the smart virtual platform, you would add the following to your test class:

```
def get_platform(self):  
    return 'smart_virtual'
```

get_use_bcp()

Control whether tests in this class should use BCP.

Returns: True or False

The default is False. To use BCP in your test class, add the following:

```
def get_use_bcp(self):  
    return True
```

hit_and_release_switch(name)

Momentarily activates and then deactivates a switch.

Parameters name – The name of the switch to hit.

This method immediately activates and deactivates a switch with no time in between.

hit_and_release_switches_simultaneously(names)

Momentarily activates and then deactivates multiple switches.

Switches are hit sequentially and then released sequentially. Events are only processed at the end of the sequence which is useful to reproduce race conditions when processing nearly simultaneous hits.

Parameters names – The names of the switches to hit and release.

hit_switch_and_run(name, delta)

Activates a switch and advances the time.

Parameters

- **name** – The name of the switch to activate.
- **delta** – The time (in seconds) to advance the clock.

Note that this method does not deactivate the switch once the time has been advanced, meaning the switch stays active. To make the switch inactive, use the *release_switch_and_run()*.

machine_run()

Process any delays, timers, or anything else scheduled.

Note this is the same as:

```
self.advance_time_and_run(0)
```

mock_event(event_name)

Configure an event to be mocked.

Parameters **event_name** – String name of the event to mock.

Mocking an event is an easy way to check if an event was called without configuring some kind of callback action in your tests.

Note that an event must be mocked here *before* it's posted in order for `assertEventNotCalled()` and `assertEventCalled()` to work.

Mocking an event will not “break” it. In other words, any other registered handlers for this event will also be called even if the event has been mocked.

For example:

```
self.mock_event('my_event')
self.assertEventNotCalled('my_event') # This will be True
self.post_event('my_event')
self.assertEventCalled('my_event') # This will also be True
```

post_event(event_name, run_time=0)

Post an MPF event and optionally advance the time.

Parameters

- **event_name** – String name of the event to post
- **run_time** – How much time (in seconds) the test should advance after this event has been posted.

For example, to post an event called “shot1_hit”:

```
self.post_event('shot1_hit')
```

To post an event called “tilt” and then advance the time 1.5 seconds:

```
self.post_event('tilt', 1.5)
```

post_event_with_params(event_name, **params)

Post an MPF event with kwarg parameters.

Parameters

- **event_name** – String name of the event to post
- ****params** – One or more kwarg key/value pairs to post with the event.

For example, to post an event called “jackpot” with the parameters `count=1` and `first_time=True`, you would use:

```
self.post_event('jackpot', count=1, first_time=True)
```

post_relay_event_with_params(event_name, **params)

Post a relay event synchronously and return the result.

release_switch_and_run (*name, delta*)
Deactivates a switch and advances the time.

Parameters

- **name** – The name of the switch to activate.
- **delta** – The time (in seconds) to advance the clock.

reset_mock_events ()
Reset all mocked events.

This will reset the count of number of times called every mocked event is.

restore_sys_path ()
Restore sys path after test.

save_and_prepare_sys_path ()
Save sys path and prepare it for the test.

setUp ()
Setup test.

set_num_balls_known (*balls*)
Set the ball controller's `num_balls_known` attribute.

This is needed for tests where you don't have any ball devices and other situations where you need the ball controller to think the machine has a certain amount of balls to run a test.

Example:

```
self.set_num_balls_known(3)
```

shortDescription ()
Returns a one-line description of the test, or None if no description has been provided.

The default implementation of this method returns the first line of the specified test method's docstring.

skipTest (*reason*)
Skip this test.

start_mode (*mode*)
Start mode.

stop_mode (*mode*)
Stop mode.

tearDown ()
Tear down test.

static unittest_verbosity ()
Return the verbosity setting of the currently running unittest program, or 0 if none is running.
Returns: An integer value of the current verbosity setting.

MpfFakeGameTestCase

class `mpf.tests.MpfFakeGameTestCase.MpfFakeGameTestCase` (*methodName*)
Bases: `mpf.tests.MpfGameTestCase.MpfGameTestCase`

Test case for a game that does not require ball devices & start switches.

Often times you need to write a test that is able to start a game. However in order to start a game, MPF requires lots of things, like having proper ball devices and a start button and stuff like that.

This test overwrites the `start_game()` and `drain_ball()` methods of the `MpfGameTestCase` class so that you can start games and drain balls without actually having any ball devices configured.

Methods & Attributes

The `MpfFakeGameTestCase` has the following methods & attributes available. Note that methods & attributes inherited from the base class are not included here.

`add_player()`

Add a player to the current game.

This method hits and releases a switch called `s_start` and then verifies that the player count actually increased by 1.

You can call this method multiple times to add multiple players. For example, to start a game and then add 2 additional players (for 3 players total), you would use:

```
self.start_game()
self.add_player()
self.add_player()
```

`static add_to_config_validator(machine, key, new_dict)`

Add config dict to validator.

`advance_time_and_run(delta=1.0)`

Advance the test clock and run anything that should run during that time.

Parameters `delta` – How much time to advance the test clock by (in seconds)

This method will cause anything scheduled during the time to run, including things like delays, timers, etc.

Advancing the clock will happen in multiple small steps if things are scheduled to happen during this advance. For example, you can advance the clock 10 seconds like this:

```
self.advance_time_and_run(10)
```

If there is a delay callback that is scheduled to happen in 2 seconds, then this method will advance the clock 2 seconds, process that delay, and then advance the remaining 8 seconds.

`assertAlmostEqual(first, second, places=None, msg=None, delta=None)`

Fail if the two objects are unequal as determined by their difference rounded to the given number of decimal places (default 7) and comparing to zero, or by comparing that the difference between the two objects is more than the given delta.

Note that decimal places (from zero) are usually not the same as significant digits (measured from the most significant digit).

If the two objects compare equal then they will automatically compare almost equal.

`assertAvailableBallsOnPlayfield(balls, playfield='playfield')`

Assert that a certain number of ball is available on a playfield.

`assertBallNumber(number)`

Asserts that the current ball is a certain ball numebr.

Parameters `number` – The number to check.

Raises

- **Assertion error if there is no game in progress or if** –
- **the current ball is not the ball number passed.** –

The following code will check to make sure the game is on Ball 1:

```
self.assertBallNumber(1)
```

assertBallsInPlay (*balls*)

Asserts that a certain number of balls are in play.

Note that the number of balls in play is not necessarily the same as the number of balls on the playfield. (For example, a ball could be held in a ball device, or the machine could be in the process of adding a ball to the platfield.)

Parameters **balls** – The number of balls you want to assert are in play.

To assert that there are 3 balls in play (perhaps during a multiball), you would use:

```
self.assertBallsInPlay(3)
```

assertBallsOnPlayfield (*balls, playfield='playfield'*)

Assert that a certain number of ball is on a playfield.

assertColorAlmostEqual (*color1, color2, delta=6*)

Assert that two color are almost equal.

Parameters

- **color1** – The first color, as an RGBColor instance or 3-item iterable.
- **color2** – The second color, as an RGBColor instance or 3-item iterable.
- **delta** – How close the colors have to be. The deltas between red, green, and blue are added together and must be less or equal to this value for this assertion to succeed.

assertCountEqual (*first, second, msg=None*)

An unordered sequence comparison asserting that the same elements, regardless of order. If the same element occurs more than once, it verifies that the elements occur the same number of times.

```
self.assertEqual(Counter(list(first)), Counter(list(second)))
```

Example:

- [0, 1, 1] and [1, 0, 1] compare equal.
- [0, 0, 1] and [0, 1] compare unequal.

assertDictContainsSubset (*subset, dictionary, msg=None*)

Checks whether dictionary is a superset of subset.

assertEqual (*first, second, msg=None*)

Fail if the two objects are unequal as determined by the '==' operator.

assertEventCalled (*event_name, times=None*)

Assert that event was called.

Parameters

- **event_name** – String name of the event to check.
- **times** – An optional value to confirm the number of times the event was called. Default of *None* means this method will pass as long as the event has been called at least once.

If you want to reset the times count, you can mock the event again.

Note that the event must be mocked via `self.mock_event()` first in order to use this method.

For example:

```
self.mock_event('my_event')
self.assertEventNotCalled('my_event') # This will pass

self.post_event('my_event')
self.assertEventCalled('my_event')    # This will pass
self.assertEventCalled('my_event', 1) # This will pass

self.post_event('my_event')
self.assertEventCalled('my_event')    # This will pass
self.assertEventCalled('my_event', 2) # This will pass
```

assertEventCalledWith (*event_name*, ***kwargs*)

Assert an event was called with certain kwargs.

Parameters

- **event_name** – String name of the event to check.
- ****kwargs** – Name/value parameters to check.

For example:

```
self.mock_event('jackpot')

self.post_event('jackpot', count=1, first_time=True)
self.assertEventCalled('jackpot') # This will pass
self.assertEventCalledWith('jackpot', count=1, first_time=True) # This will
↪also pass
self.assertEventCalledWith('jackpot', count=1, first_time=False) # This will
↪fail
```

assertEventNotCalled (*event_name*)

Assert that event was not called.

Parameters **event_name** – String name of the event to check.

Note that the event must be mocked via `self.mock_event()` first in order to use this method.

assertFalse (*expr*, *msg=None*)

Check that the expression is false.

assertGameIsNotRunning ()

Assert a game is not running.

Example:

```
self.assertGameIsNotRunning()
```

assertGameIsRunning ()

Assert a game is running.

Example:

```
self.assertGameIsRunning()
```

assertGreater (*a*, *b*, *msg=None*)

Just like `self.assertTrue(a > b)`, but with a nicer default message.

assertGreaterEqual (*a, b, msg=None*)

Just like self.assertTrue(*a >= b*), but with a nicer default message.

assertIn (*member, container, msg=None*)

Just like self.assertTrue(*a in b*), but with a nicer default message.

assertIs (*expr1, expr2, msg=None*)

Just like self.assertTrue(*a is b*), but with a nicer default message.

assertIsInstance (*obj, cls, msg=None*)

Same as self.assertTrue(*isinstance(obj, cls)*), with a nicer default message.

assertIsNone (*obj, msg=None*)

Same as self.assertTrue(*obj is None*), with a nicer default message.

assertIsNot (*expr1, expr2, msg=None*)

Just like self.assertTrue(*a is not b*), but with a nicer default message.

assertIsNotNone (*obj, msg=None*)

Included for symmetry with `assertIsNone`.

assertLess (*a, b, msg=None*)

Just like self.assertTrue(*a < b*), but with a nicer default message.

assertLessEqual (*a, b, msg=None*)

Just like self.assertTrue(*a <= b*), but with a nicer default message.

assertLightChannel (*light_name, brightness, channel='white'*)

Assert that a light channel has a certain brightness.

assertLightColor (*light_name, color*)

Assert that a light exists and shows one color.

assertLightColors (*light_name, color_list, secs=1, check_delta=0.1*)

Assert that a light exists and shows all colors in a list over a period.

assertLightFlashing (*light_name, color=None, secs=1, check_delta=0.1*)

Assert that a light exists and is flashing.

assertLightOff (*light_name*)

Assert that a light exists and is off.

assertLightOn (*light_name*)

Assert that a light exists and is on.

assertListEqual (*list1, list2, msg=None*)

A list-specific equality assertion.

Parameters

- **list1** – The first list to compare.
- **list2** – The second list to compare.
- **msg** – Optional message to use on failure instead of a list of differences.

assertLogs (*logger=None, level=None*)

Fail unless a log message of level *level* or higher is emitted on *logger_name* or its children. If omitted, *level* defaults to INFO and *logger* defaults to the root logger.

This method must be used as a context manager, and will yield a recording object with two attributes: *output* and *records*. At the end of the context manager, the *output* attribute will be a list of the matching formatted log messages and the *records* attribute will be a list of the corresponding LogRecord objects.

Example:


```
with self.assertLogs('foo', level='INFO') as cm:
    logging.getLogger('foo').info('first message')
    logging.getLogger('foo.bar').error('second message')
self.assertEqual(cm.output, ['INFO:foo:first message',
                             'ERROR:foo.bar:second message'])
```

assertMachineVarEqual (*value, machine_var*)

Assert that a machine variable exists and has a certain value.

assertModeNotRunning (*mode_name*)

Assert that a mode exists and is not running.

assertModeRunning (*mode_name*)

Assert that a mode exists and is running.

assertMultiLineEqual (*first, second, msg=None*)

Assert that two multi-line strings are equal.

assertNotAlmostEqual (*first, second, places=None, msg=None, delta=None*)

Fail if the two objects are equal as determined by their difference rounded to the given number of decimal places (default 7) and comparing to zero, or by comparing that the difference between the two objects is less than the given delta.

Note that decimal places (from zero) are usually not the same as significant digits (measured from the most significant digit).

Objects that are equal automatically fail.

assertNotEqual (*first, second, msg=None*)

Fail if the two objects are equal as determined by the ‘!=’ operator.

assertNotIn (*member, container, msg=None*)

Just like self.assertTrue(a not in b), but with a nicer default message.

assertNotIsInstance (*obj, cls, msg=None*)

Included for symmetry with assertIsInstance.

assertNotLightChannel (*light_name, brightness, channel='white'*)

Assert that a light channel does not have a certain brightness.

assertNotLightColor (*light_name, color*)

Assert that a light exists and does not show a certain color.

assertNotRegex (*text, unexpected_regex, msg=None*)

Fail the test if the text matches the regular expression.

assertNumBallsKnown (*balls*)

Assert that a certain number of balls are known in the machine.

assertPlaceholderEvaluates (*expected, condition*)

Assert that a placeholder evaluates to a certain value.

assertPlayerCount (*count*)

Asserts that count players exist.

Parameters *count* – The expected number of players.

For example, to assert that the to players are in the game:

```
self.assertPlayerCount(2)
```

assertPlayerNumber (*number*)

Asserts that the current player is a certain player number.

Parameters **number** – The player number you can to assert is the current player.

For example, to assert that the current player is Player 2, you would use:

```
self.assertPlayerNumber(2)
```

assertPlayerVarEqual (*value*, *player_var*)

Assert that a player variable exists and has a certain value.

assertRaises (*expected_exception*, **args*, ***kwargs*)

Fail unless an exception of class *expected_exception* is raised by the callable when invoked with specified positional and keyword arguments. If a different type of exception is raised, it will not be caught, and the test case will be deemed to have suffered an error, exactly as for an unexpected exception.

If called with the callable and arguments omitted, will return a context object used like this:

```
with self.assertRaises(SomeException):  
    do_something()
```

An optional keyword argument ‘*msg*’ can be provided when `assertRaises` is used as a context object.

The context manager keeps a reference to the exception as the ‘*exception*’ attribute. This allows you to inspect the exception after the assertion:

```
with self.assertRaises(SomeException) as cm:  
    do_something()  
the_exception = cm.exception  
self.assertEqual(the_exception.error_code, 3)
```

assertRaisesRegex (*expected_exception*, *expected_regex*, **args*, ***kwargs*)

Asserts that the message in a raised exception matches a regex.

Parameters

- **expected_exception** – Exception class expected to be raised.
- **expected_regex** – Regex (re.Pattern object or string) expected to be found in error message.
- **args** – Function to be called and extra positional args.
- **kwargs** – Extra kwargs.
- **msg** – Optional message used in case of failure. Can only be used when `assertRaisesRegex` is used as a context manager.

assertRegex (*text*, *expected_regex*, *msg=None*)

Fail the test unless the text matches the regular expression.

assertSequenceEqual (*seq1*, *seq2*, *msg=None*, *seq_type=None*)

An equality assertion for ordered sequences (like lists and tuples).

For the purposes of this function, a valid ordered sequence type is one which can be indexed, has a length, and has an equality operator.

Parameters

- **seq1** – The first sequence to compare.
- **seq2** – The second sequence to compare.
- **seq_type** – The expected datatype of the sequences, or None if no datatype should be enforced.

- **msg** – Optional message to use on failure instead of a list of differences.

assertSetEqual (*set1, set2, msg=None*)

A set-specific equality assertion.

Parameters

- **set1** – The first set to compare.
- **set2** – The second set to compare.
- **msg** – Optional message to use on failure instead of a list of differences.

`assertSetEqual` uses ducktyping to support different types of sets, and is optimized for sets specifically (parameters must support a difference method).

assertSwitchState (*name, state*)

Assert that a switch exists and has a certain state.

assertTrue (*expr, msg=None*)

Check that the expression is true.

assertTupleEqual (*tuple1, tuple2, msg=None*)

A tuple-specific equality assertion.

Parameters

- **tuple1** – The first tuple to compare.
- **tuple2** – The second tuple to compare.
- **msg** – Optional message to use on failure instead of a list of differences.

assertWarns (*expected_warning, *args, **kwargs*)

Fail unless a warning of class `warnClass` is triggered by the callable when invoked with specified positional and keyword arguments. If a different type of warning is triggered, it will not be handled: depending on the other warning filtering rules in effect, it might be silenced, printed out, or raised as an exception.

If called with the callable and arguments omitted, will return a context object used like this:

```
with self.assertWarns(SomeWarning):
    do_something()
```

An optional keyword argument ‘`msg`’ can be provided when `assertWarns` is used as a context object.

The context manager keeps a reference to the first matching warning as the ‘`warning`’ attribute; similarly, the ‘`filename`’ and ‘`lineno`’ attributes give you information about the line of Python code from which the warning was triggered. This allows you to inspect the warning after the assertion:

```
with self.assertWarns(SomeWarning) as cm:
    do_something()
    the_warning = cm.warning
    self.assertEqual(the_warning.some_attribute, 147)
```

assertWarnsRegex (*expected_warning, expected_regex, *args, **kwargs*)

Asserts that the message in a triggered warning matches a regex. Basic functioning is similar to `assertWarns()` with the addition that only warnings whose messages also match the regular expression are considered successful matches.

Parameters

- **expected_warning** – Warning class expected to be triggered.

- **expected_regex** – Regex (re.Pattern object or string) expected to be found in error message.
- **args** – Function to be called and extra positional args.
- **kwargs** – Extra kwargs.
- **msg** – Optional message used in case of failure. Can only be used when `assertWarnsRegex` is used as a context manager.

drain_all_balls ()

Drain all the balls in play.

Does not actually require any ball devices to be present in the config file.

drain_one_ball ()

Drain one ball.

Does not actually require any ball devices to be present in the config file.

fail (*msg=None*)

Fail immediately, with the given message.

fill_troughs ()

Fill all ball devices tagged with `trough` with balls.

static get_abs_path (*path*)

Get absolute path relative to current directory.

get_absolute_machine_path ()

Return absolute machine path.

get_config_file ()

Return a string name of the machine config file to use for the tests in this class.

You should override this method in your own test class to point to the config file you need for your tests.

Returns A string name of the machine config file to use, complete with the `.yaml` file extension.

For example:

```
def get_config_file(self):  
    return 'my_config.yaml'
```

get_enable_plugins ()

Control whether tests in this class should load MPF plugins.

Returns: True or False

The default is False. To load plugins in your test class, add the following:

```
def get_enable_plugins(self):  
    return True
```

get_machine_path ()

Return a string name of the path to the machine folder to use for the tests in this class.

You should override this method in your own test class to point to the machine folder root you need for your tests.

Returns A string name of the machine path to use

For example:

```
def get_machine_path(self):
    return 'tests/machine_files/my_test/'
```

Note that this path is relative to the MPF package root

get_options()

Return options for the machine controller.

get_platform()

Force this test class to use a certain platform.

Returns String name of the platform this test class will use.

If you don't include this method in your test class, the platform will be set to *virtual*. If you want to use the smart virtual platform, you would add the following to your test class:

```
def get_platform(self):
    return 'smart_virtual'
```

get_use_bcp()

Control whether tests in this class should use BCP.

Returns: True or False

The default is False. To use BCP in your test class, add the following:

```
def get_use_bcp(self):
    return True
```

hit_and_release_switch(name)

Momentarily activates and then deactivates a switch.

Parameters name – The name of the switch to hit.

This method immediately activates and deactivates a switch with no time in between.

hit_and_release_switches_simultaneously(names)

Momentarily activates and then deactivates multiple switches.

Switches are hit sequentially and then released sequentially. Events are only processed at the end of the sequence which is useful to reproduce race conditions when processing nearly simultaneous hits.

Parameters names – The names of the switches to hit and release.

hit_switch_and_run(name, delta)

Activates a switch and advances the time.

Parameters

- **name** – The name of the switch to activate.
- **delta** – The time (in seconds) to advance the clock.

Note that this method does not deactivate the switch once the time has been advanced, meaning the switch stays active. To make the switch inactive, use the `release_switch_and_run()`.

machine_run()

Process any delays, timers, or anything else scheduled.

Note this is the same as:

```
self.advance_time_and_run(0)
```

mock_event (*event_name*)

Configure an event to be mocked.

Parameters **event_name** – String name of the event to mock.

Mocking an event is an easy way to check if an event was called without configuring some kind of callback action in your tests.

Note that an event must be mocked here *before* it's posted in order for `assertEventNotCalled()` and `assertEventCalled()` to work.

Mocking an event will not “break” it. In other words, any other registered handlers for this event will also be called even if the event has been mocked.

For example:

```
self.mock_event('my_event')
self.assertEventNotCalled('my_event') # This will be True
self.post_event('my_event')
self.assertEventCalled('my_event') # This will also be True
```

post_event (*event_name*, *run_time=0*)

Post an MPF event and optionally advance the time.

Parameters

- **event_name** – String name of the event to post
- **run_time** – How much time (in seconds) the test should advance after this event has been posted.

For example, to post an event called “shot1_hit”:

```
self.post_event('shot1_hit')
```

To post an event called “tilt” and then advance the time 1.5 seconds:

```
self.post_event('tilt', 1.5)
```

post_event_with_params (*event_name*, ***params*)

Post an MPF event with kwarg parameters.

Parameters

- **event_name** – String name of the event to post
- ****params** – One or more kwarg key/value pairs to post with the event.

For example, to post an event called “jackpot” with the parameters `count=1` and `first_time=True`, you would use:

```
self.post_event('jackpot', count=1, first_time=True)
```

post_relay_event_with_params (*event_name*, ***params*)

Post a relay event synchronously and return the result.

release_switch_and_run (*name*, *delta*)

Deactivates a switch and advances the time.

Parameters

- **name** – The name of the switch to activate.
- **delta** – The time (in seconds) to advance the clock.

reset_mock_events ()

Reset all mocked events.

This will reset the count of number of times called every mocked event is.

restore_sys_path ()

Restore sys path after test.

save_and_prepare_sys_path ()

Save sys path and prepare it for the test.

setUp ()

Setup test.

set_num_balls_known (balls)

Set the ball controller's `num_balls_known` attribute.

This is needed for tests where you don't have any ball devices and other situations where you need the ball controller to think the machine has a certain amount of balls to run a test.

Example:

```
self.set_num_balls_known(3)
```

shortDescription ()

Returns a one-line description of the test, or None if no description has been provided.

The default implementation of this method returns the first line of the specified test method's docstring.

skipTest (reason)

Skip this test.

start_game (num_balls_known=3)

Start a game.

Does not require ball devices or a start button to be present in the config file. Sets the number of known balls to 3.

start_mode (mode)

Start mode.

start_two_player_game ()

Start two player game.

stop_game (stop_time=1)

Stop the current game.

This method asserts that a game is running, then call's the game mode's `end_game ()` method, then asserts that the game has successfully stopped.

Example:

```
self.stop_game()
```

stop_mode (mode)

Stop mode.

tearDown ()

Tear down test.

static unittest_verbosity ()

Return the verbosity setting of the currently running unittest program, or 0 if none is running.

Returns: An integer value of the current verbosity setting.

MpfGameTestCase

class `mpf.tests.MpfGameTestCase.MpfGameTestCase` (*methodName*)

Bases: `mpf.tests.MpfTestCase.MpfTestCase`

Test case for starting and running games.

This is based on `MpfTestCase` but adds methods and assertions related to running games (rather than just testing MPF components or devices).

Methods & Attributes

The `MpfGameTestCase` has the following methods & attributes available. Note that methods & attributes inherited from the base class are not included here.

add_player ()

Add a player to the current game.

This method hits and releases a switch called `s_start` and then verifies that the player count actually increased by 1.

You can call this method multiple times to add multiple players. For example, to start a game and then add 2 additional players (for 3 players total), you would use:

```
self.start_game()
self.add_player()
self.add_player()
```

static add_to_config_validator (*machine, key, new_dict*)

Add config dict to validator.

advance_time_and_run (*delta=1.0*)

Advance the test clock and run anything that should run during that time.

Parameters delta – How much time to advance the test clock by (in seconds)

This method will cause anything scheduled during the time to run, including things like delays, timers, etc.

Advancing the clock will happen in multiple small steps if things are scheduled to happen during this advance. For example, you can advance the clock 10 seconds like this:

```
self.advance_time_and_run(10)
```

If there is a delay callback that is scheduled to happen in 2 seconds, then this method will advance the clock 2 seconds, process that delay, and then advance the remaining 8 seconds.

assertAlmostEqual (*first, second, places=None, msg=None, delta=None*)

Fail if the two objects are unequal as determined by their difference rounded to the given number of decimal places (default 7) and comparing to zero, or by comparing that the difference between the two objects is more than the given delta.

Note that decimal places (from zero) are usually not the same as significant digits (measured from the most significant digit).

If the two objects compare equal then they will automatically compare almost equal.

assertAvailableBallsOnPlayfield (*balls, playfield='playfield'*)

Assert that a certain number of ball is available on a playfield.

assertBallNumber (*number*)

Asserts that the current ball is a certain ball numebr.

Parameters **number** – The number to check.

Raises

- **Assertion error if there is no game in progress or if –**
- **the current ball is not the ball number passed. –**

The following code will check to make sure the game is on Ball 1:

```
self.assertBallNumber(1)
```

assertBallsInPlay (*balls*)

Asserts that a certain number of balls are in play.

Note that the number of balls in play is not necessarily the same as the number of balls on the playfield. (For example, a ball could be held in a ball device, or the machine could be in the process of adding a ball to the platfield.)

Parameters **balls** – The number of balls you want to assert are in play.

To assert that there are 3 balls in play (perhaps during a multiball), you would use:

```
self.assertBallsInPlay(3)
```

assertBallsOnPlayfield (*balls, playfield='playfield'*)

Assert that a certain number of ball is on a playfield.

assertColorAlmostEqual (*color1, color2, delta=6*)

Assert that two color are almost equal.

Parameters

- **color1** – The first color, as an RGBColor instance or 3-item iterable.
- **color2** – The second color, as an RGBColor instance or 3-item iterable.
- **delta** – How close the colors have to be. The deltas between red, green, and blue are added together and must be less or equal to this value for this assertion to succeed.

assertCountEqual (*first, second, msg=None*)

An unordered sequence comparison asserting that the same elements, regardless of order. If the same element occurs more than once, it verifies that the elements occur the same number of times.

```
self.assertEqual(Counter(list(first)), Counter(list(second)))
```

Example:

- [0, 1, 1] and [1, 0, 1] compare equal.
- [0, 0, 1] and [0, 1] compare unequal.

assertDictContainsSubset (*subset, dictionary, msg=None*)

Checks whether dictionary is a superset of subset.

assertEqual (*first, second, msg=None*)

Fail if the two objects are unequal as determined by the '==' operator.

assertEventCalled (*event_name, times=None*)

Assert that event was called.

Parameters

- **event_name** – String name of the event to check.
- **times** – An optional value to confirm the number of times the event was called. Default of *None* means this method will pass as long as the event has been called at least once.

If you want to reset the `times` count, you can mock the event again.

Note that the event must be mocked via `self.mock_event()` first in order to use this method.

For example:

```
self.mock_event('my_event')
self.assertEventNotCalled('my_event') # This will pass

self.post_event('my_event')
self.assertEventCalled('my_event')    # This will pass
self.assertEventCalled('my_event', 1) # This will pass

self.post_event('my_event')
self.assertEventCalled('my_event')    # This will pass
self.assertEventCalled('my_event', 2) # This will pass
```

assertEventCalledWith (*event_name*, ***kwargs*)

Assert an event was called with certain kwargs.

Parameters

- **event_name** – String name of the event to check.
- ****kwargs** – Name/value parameters to check.

For example:

```
self.mock_event('jackpot')

self.post_event('jackpot', count=1, first_time=True)
self.assertEventCalled('jackpot') # This will pass
self.assertEventCalledWith('jackpot', count=1, first_time=True) # This will_
↪also pass
self.assertEventCalledWith('jackpot', count=1, first_time=False) # This will_
↪fail
```

assertEventNotCalled (*event_name*)

Assert that event was not called.

Parameters **event_name** – String name of the event to check.

Note that the event must be mocked via `self.mock_event()` first in order to use this method.

assertFalse (*expr*, *msg=None*)

Check that the expression is false.

assertGameIsNotRunning ()

Assert a game is not running.

Example:

```
self.assertGameIsNotRunning()
```

assertGameIsRunning ()

Assert a game is running.

Example:

```
self.assertGameIsRunning()
```

assertGreater (*a, b, msg=None*)

Just like `self.assertTrue(a > b)`, but with a nicer default message.

assertGreaterEqual (*a, b, msg=None*)

Just like `self.assertTrue(a >= b)`, but with a nicer default message.

assertIn (*member, container, msg=None*)

Just like `self.assertTrue(a in b)`, but with a nicer default message.

assertIs (*expr1, expr2, msg=None*)

Just like `self.assertTrue(a is b)`, but with a nicer default message.

assertIsInstance (*obj, cls, msg=None*)

Same as `self.assertTrue(isinstance(obj, cls))`, with a nicer default message.

assertIsNone (*obj, msg=None*)

Same as `self.assertTrue(obj is None)`, with a nicer default message.

assertIsNot (*expr1, expr2, msg=None*)

Just like `self.assertTrue(a is not b)`, but with a nicer default message.

assertIsNotNone (*obj, msg=None*)

Included for symmetry with `assertIsNone`.

assertLess (*a, b, msg=None*)

Just like `self.assertTrue(a < b)`, but with a nicer default message.

assertLessEqual (*a, b, msg=None*)

Just like `self.assertTrue(a <= b)`, but with a nicer default message.

assertLightChannel (*light_name, brightness, channel='white'*)

Assert that a light channel has a certain brightness.

assertLightColor (*light_name, color*)

Assert that a light exists and shows one color.

assertLightColors (*light_name, color_list, secs=1, check_delta=0.1*)

Assert that a light exists and shows all colors in a list over a period.

assertLightFlashing (*light_name, color=None, secs=1, check_delta=0.1*)

Assert that a light exists and is flashing.

assertLightOff (*light_name*)

Assert that a light exists and is off.

assertLightOn (*light_name*)

Assert that a light exists and is on.

assertListEqual (*list1, list2, msg=None*)

A list-specific equality assertion.

Parameters

- **list1** – The first list to compare.
- **list2** – The second list to compare.
- **msg** – Optional message to use on failure instead of a list of differences.

assertLogs (*logger=None, level=None*)

Fail unless a log message of level *level* or higher is emitted on *logger_name* or its children. If omitted, *level* defaults to INFO and *logger* defaults to the root logger.

This method must be used as a context manager, and will yield a recording object with two attributes: *output* and *records*. At the end of the context manager, the *output* attribute will be a list of the matching formatted log messages and the *records* attribute will be a list of the corresponding LogRecord objects.

Example:

```
with self.assertLogs('foo', level='INFO') as cm:
    logging.getLogger('foo').info('first message')
    logging.getLogger('foo.bar').error('second message')
self.assertEqual(cm.output, ['INFO:foo:first message',
                             'ERROR:foo.bar:second message'])
```

assertMachineVarEqual (*value, machine_var*)

Assert that a machine variable exists and has a certain value.

assertModeNotRunning (*mode_name*)

Assert that a mode exists and is not running.

assertModeRunning (*mode_name*)

Assert that a mode exists and is running.

assertMultiLineEqual (*first, second, msg=None*)

Assert that two multi-line strings are equal.

assertNotAlmostEqual (*first, second, places=None, msg=None, delta=None*)

Fail if the two objects are equal as determined by their difference rounded to the given number of decimal places (default 7) and comparing to zero, or by comparing that the difference between the two objects is less than the given delta.

Note that decimal places (from zero) are usually not the same as significant digits (measured from the most significant digit).

Objects that are equal automatically fail.

assertNotEqual (*first, second, msg=None*)

Fail if the two objects are equal as determined by the '!=' operator.

assertNotIn (*member, container, msg=None*)

Just like self.assertTrue(a not in b), but with a nicer default message.

assertNotIsInstance (*obj, cls, msg=None*)

Included for symmetry with assertIsInstance.

assertNotLightChannel (*light_name, brightness, channel='white'*)

Assert that a light channel does not have a certain brightness.

assertNotLightColor (*light_name, color*)

Assert that a light exists and does not show a certain color.

assertNotRegex (*text, unexpected_regex, msg=None*)

Fail the test if the text matches the regular expression.

assertNumBallsKnown (*balls*)

Assert that a certain number of balls are known in the machine.

assertPlaceholderEvaluates (*expected, condition*)

Assert that a placeholder evaluates to a certain value.

assertPlayerCount (*count*)

Asserts that count players exist.

Parameters **count** – The expected number of players.

For example, to assert that the 20 players are in the game:

```
self.assertPlayerCount(20)
```

assertPlayerNumber (*number*)

Asserts that the current player is a certain player number.

Parameters **number** – The player number you can to assert is the current player.

For example, to assert that the current player is Player 2, you would use:

```
self.assertPlayerNumber(2)
```

assertPlayerVarEqual (*value, player_var*)

Assert that a player variable exists and has a certain value.

assertRaises (*expected_exception, *args, **kwargs*)

Fail unless an exception of class *expected_exception* is raised by the callable when invoked with specified positional and keyword arguments. If a different type of exception is raised, it will not be caught, and the test case will be deemed to have suffered an error, exactly as for an unexpected exception.

If called with the callable and arguments omitted, will return a context object used like this:

```
with self.assertRaises(SomeException):
    do_something()
```

An optional keyword argument ‘msg’ can be provided when `assertRaises` is used as a context object.

The context manager keeps a reference to the exception as the ‘exception’ attribute. This allows you to inspect the exception after the assertion:

```
with self.assertRaises(SomeException) as cm:
    do_something()
the_exception = cm.exception
self.assertEqual(the_exception.error_code, 3)
```

assertRaisesRegex (*expected_exception, expected_regex, *args, **kwargs*)

Asserts that the message in a raised exception matches a regex.

Parameters

- **expected_exception** – Exception class expected to be raised.
- **expected_regex** – Regex (re.Pattern object or string) expected to be found in error message.
- **args** – Function to be called and extra positional args.
- **kwargs** – Extra kwargs.
- **msg** – Optional message used in case of failure. Can only be used when `assertRaisesRegex` is used as a context manager.

assertRegex (*text, expected_regex, msg=None*)

Fail the test unless the text matches the regular expression.

assertSequenceEqual (*seq1, seq2, msg=None, seq_type=None*)

An equality assertion for ordered sequences (like lists and tuples).

For the purposes of this function, a valid ordered sequence type is one which can be indexed, has a length, and has an equality operator.

Parameters

- **seq1** – The first sequence to compare.
- **seq2** – The second sequence to compare.
- **seq_type** – The expected datatype of the sequences, or None if no datatype should be enforced.
- **msg** – Optional message to use on failure instead of a list of differences.

assertSetEqual (*set1, set2, msg=None*)

A set-specific equality assertion.

Parameters

- **set1** – The first set to compare.
- **set2** – The second set to compare.
- **msg** – Optional message to use on failure instead of a list of differences.

assertSetEqual uses ducktyping to support different types of sets, and is optimized for sets specifically (parameters must support a difference method).

assertSwitchState (*name, state*)

Assert that a switch exists and has a certain state.

assertTrue (*expr, msg=None*)

Check that the expression is true.

assertTupleEqual (*tuple1, tuple2, msg=None*)

A tuple-specific equality assertion.

Parameters

- **tuple1** – The first tuple to compare.
- **tuple2** – The second tuple to compare.
- **msg** – Optional message to use on failure instead of a list of differences.

assertWarns (*expected_warning, *args, **kwargs*)

Fail unless a warning of class warnClass is triggered by the callable when invoked with specified positional and keyword arguments. If a different type of warning is triggered, it will not be handled: depending on the other warning filtering rules in effect, it might be silenced, printed out, or raised as an exception.

If called with the callable and arguments omitted, will return a context object used like this:

```
with self.assertWarns(SomeWarning):
    do_something()
```

An optional keyword argument 'msg' can be provided when assertWarns is used as a context object.

The context manager keeps a reference to the first matching warning as the 'warning' attribute; similarly, the 'filename' and 'lineno' attributes give you information about the line of Python code from which the warning was triggered. This allows you to inspect the warning after the assertion:

```
with self.assertWarns(SomeWarning) as cm:
    do_something()
the_warning = cm.warning
self.assertEqual(the_warning.some_attribute, 147)
```

assertWarnsRegex (*expected_warning*, *expected_regex*, *args, **kwargs)

Asserts that the message in a triggered warning matches a regex. Basic functioning is similar to `assertWarns()` with the addition that only warnings whose messages also match the regular expression are considered successful matches.

Parameters

- **expected_warning** – Warning class expected to be triggered.
- **expected_regex** – Regex (re.Pattern object or string) expected to be found in error message.
- **args** – Function to be called and extra positional args.
- **kwargs** – Extra kwargs.
- **msg** – Optional message used in case of failure. Can only be used when `assertWarnsRegex` is used as a context manager.

drain_all_balls ()

Drain all balls in play.

drain_one_ball ()

Drain a single ball.

If more than 1 ball is in play, this method will need to be called once for each ball in order to end the current ball.

If you want to drain all balls use *drain_all_balls*.

fail (*msg=None*)

Fail immediately, with the given message.

fill_troughs ()

Fill all ball devices tagged with `trough` with balls.

static get_abs_path (*path*)

Get absolute path relative to current directory.

get_absolute_machine_path ()

Return absolute machine path.

get_config_file ()

Return a string name of the machine config file to use for the tests in this class.

You should override this method in your own test class to point to the config file you need for your tests.

Returns A string name of the machine config file to use, complete with the `.yaml` file extension.

For example:

```
def get_config_file(self):
    return 'my_config.yaml'
```

get_enable_plugins ()

Control whether tests in this class should load MPF plugins.

Returns: True or False

The default is False. To load plugins in your test class, add the following:

```
def get_enable_plugins(self):  
    return True
```

`get_machine_path()`

Return a string name of the path to the machine folder to use for the tests in this class.

You should override this method in your own test class to point to the machine folder root you need for your tests.

Returns A string name of the machine path to use

For example:

```
def get_machine_path(self):  
    return 'tests/machine_files/my_test/'
```

Note that this path is relative to the MPF package root

`get_options()`

Return options for the machine controller.

`get_platform()`

Force this test class to use a certain platform.

Returns String name of the platform this test class will use.

If you don't include this method in your test class, the platform will be set to *virtual*. If you want to use the smart virtual platform, you would add the following to your test class:

```
def get_platform(self):  
    return 'smart_virtual'
```

`get_use_bcp()`

Control whether tests in this class should use BCP.

Returns: True or False

The default is False. To use BCP in your test class, add the following:

```
def get_use_bcp(self):  
    return True
```

`hit_and_release_switch(name)`

Momentarily activates and then deactivates a switch.

Parameters name – The name of the switch to hit.

This method immediately activates and deactivates a switch with no time in between.

`hit_and_release_switches_simultaneously(names)`

Momentarily activates and then deactivates multiple switches.

Switches are hit sequentially and then released sequentially. Events are only processed at the end of the sequence which is useful to reproduce race conditions when processing nearly simultaneous hits.

Parameters names – The names of the switches to hit and release.

`hit_switch_and_run(name, delta)`

Activates a switch and advances the time.

Parameters

- **name** – The name of the switch to activate.
- **delta** – The time (in seconds) to advance the clock.

Note that this method does not deactivate the switch once the time has been advanced, meaning the switch stays active. To make the switch inactive, use the `release_switch_and_run()`.

machine_run()

Process any delays, timers, or anything else scheduled.

Note this is the same as:

```
self.advance_time_and_run(0)
```

mock_event(event_name)

Configure an event to be mocked.

Parameters event_name – String name of the event to mock.

Mocking an event is an easy way to check if an event was called without configuring some kind of callback action in your tests.

Note that an event must be mocked here *before* it's posted in order for `assertEventNotCalled()` and `assertEventCalled()` to work.

Mocking an event will not “break” it. In other words, any other registered handlers for this event will also be called even if the event has been mocked.

For example:

```
self.mock_event('my_event')
self.assertEventNotCalled('my_event') # This will be True
self.post_event('my_event')
self.assertEventCalled('my_event') # This will also be True
```

post_event(event_name, run_time=0)

Post an MPF event and optionally advance the time.

Parameters

- **event_name** – String name of the event to post
- **run_time** – How much time (in seconds) the test should advance after this event has been posted.

For example, to post an event called “shot1_hit”:

```
self.post_event('shot1_hit')
```

To post an event called “tilt” and then advance the time 1.5 seconds:

```
self.post_event('tilt', 1.5)
```

post_event_with_params(event_name, **params)

Post an MPF event with kwarg parameters.

Parameters

- **event_name** – String name of the event to post
- ****params** – One or more kwarg key/value pairs to post with the event.

For example, to post an event called “jackpot” with the parameters `count=1` and `first_time=True`, you would use:

```
self.post_event('jackpot', count=1, first_time=True)
```

post_relay_event_with_params (*event_name*, ***params*)

Post a relay event synchronously and return the result.

release_switch_and_run (*name*, *delta*)

Deactivates a switch and advances the time.

Parameters

- **name** – The name of the switch to activate.
- **delta** – The time (in seconds) to advance the clock.

reset_mock_events ()

Reset all mocked events.

This will reset the count of number of times called every mocked event is.

restore_sys_path ()

Restore sys path after test.

save_and_prepare_sys_path ()

Save sys path and prepare it for the test.

setUp ()

Setup test.

set_num_balls_known (*balls*)

Set the ball controller's `num_balls_known` attribute.

This is needed for tests where you don't have any ball devices and other situations where you need the ball controller to think the machine has a certain amount of balls to run a test.

Example:

```
self.set_num_balls_known(3)
```

shortDescription ()

Returns a one-line description of the test, or None if no description has been provided.

The default implementation of this method returns the first line of the specified test method's docstring.

skipTest (*reason*)

Skip this test.

start_game (*num_balls_known=None*)

Start a game.

This method checks to make sure a game is not running, then hits and releases the `s_start` switch, and finally checks to make sure a game actually started properly.

For example:

```
self.start_game()
```

start_mode (*mode*)

Start mode.

start_two_player_game ()

Start two player game.

stop_game (*stop_time=1*)

Stop the current game.

This method asserts that a game is running, then call's the game mode's `end_game()` method, then asserts that the game has successfully stopped.

Example:

```
self.stop_game()
```

stop_mode (*mode*)

Stop mode.

tearDown ()

Tear down test.

static unittest_verbosity ()

Return the verbosity setting of the currently running unittest program, or 0 if none is running.

Returns: An integer value of the current verbosity setting.

MpfMachineTestCase

class `mpf.tests.MpfMachineTestCase.MpfMachineTestCase` (*methodName='runTest'*)

Bases: `mpf.tests.MpfMachineTestCase.BaseMpfMachineTestCase`

MPF only machine test case.

Methods & Attributes

The `MpfMachineTestCase` has the following methods & attributes available. Note that methods & attributes inherited from the base class are not included here.

static add_to_config_validator (*machine, key, new_dict*)

Add config dict to validator.

advance_time_and_run (*delta=1.0*)

Advance the test clock and run anything that should run during that time.

Parameters *delta* – How much time to advance the test clock by (in seconds)

This method will cause anything scheduled during the time to run, including things like delays, timers, etc.

Advancing the clock will happen in multiple small steps if things are scheduled to happen during this advance. For example, you can advance the clock 10 seconds like this:

```
self.advance_time_and_run(10)
```

If there is a delay callback that is scheduled to happen in 2 seconds, then this method will advance the clock 2 seconds, process that delay, and then advance the remaining 8 seconds.

assertAlmostEqual (*first, second, places=None, msg=None, delta=None*)

Fail if the two objects are unequal as determined by their difference rounded to the given number of decimal places (default 7) and comparing to zero, or by comparing that the difference between the two objects is more than the given delta.

Note that decimal places (from zero) are usually not the same as significant digits (measured from the most significant digit).

If the two objects compare equal then they will automatically compare almost equal.

assertAvailableBallsOnPlayfield (*balls*, *playfield='playfield'*)

Assert that a certain number of ball is available on a playfield.

assertBallsOnPlayfield (*balls*, *playfield='playfield'*)

Assert that a certain number of ball is on a playfield.

assertColorAlmostEqual (*color1*, *color2*, *delta=6*)

Assert that two color are almost equal.

Parameters

- **color1** – The first color, as an RGBColor instance or 3-item iterable.
- **color2** – The second color, as an RGBColor instance or 3-item iterable.
- **delta** – How close the colors have to be. The deltas between red, green, and blue are added together and must be less or equal to this value for this assertion to succeed.

assertCountEqual (*first*, *second*, *msg=None*)

An unordered sequence comparison asserting that the same elements, regardless of order. If the same element occurs more than once, it verifies that the elements occur the same number of times.

```
self.assertEqual(Counter(list(first)), Counter(list(second)))
```

Example:

- [0, 1, 1] and [1, 0, 1] compare equal.
- [0, 0, 1] and [0, 1] compare unequal.

assertDictContainsSubset (*subset*, *dictionary*, *msg=None*)

Checks whether dictionary is a superset of subset.

assertEqual (*first*, *second*, *msg=None*)

Fail if the two objects are unequal as determined by the '==' operator.

assertEventCalled (*event_name*, *times=None*)

Assert that event was called.

Parameters

- **event_name** – String name of the event to check.
- **times** – An optional value to confirm the number of times the event was called. Default of *None* means this method will pass as long as the event has been called at least once.

If you want to reset the `times` count, you can mock the event again.

Note that the event must be mocked via `self.mock_event()` first in order to use this method.

For example:

```
self.mock_event('my_event')
self.assertEventNotCalled('my_event') # This will pass

self.post_event('my_event')
self.assertEventCalled('my_event')    # This will pass
self.assertEventCalled('my_event', 1) # This will pass

self.post_event('my_event')
self.assertEventCalled('my_event')    # This will pass
self.assertEventCalled('my_event', 2) # This will pass
```

assertEventCalledWith (*event_name*, ***kwargs*)

Assert an event was called with certain kwargs.

Parameters

- **event_name** – String name of the event to check.
- ****kwargs** – Name/value parameters to check.

For example:

```
self.mock_event('jackpot')

self.post_event('jackpot', count=1, first_time=True)
self.assertEventCalled('jackpot') # This will pass
self.assertEventCalledWith('jackpot', count=1, first_time=True) # This will_
↪also pass
self.assertEventCalledWith('jackpot', count=1, first_time=False) # This will_
↪fail
```

assertEventNotCalled (*event_name*)

Assert that event was not called.

Parameters **event_name** – String name of the event to check.

Note that the event must be mocked via `self.mock_event()` first in order to use this method.

assertFalse (*expr*, *msg=None*)

Check that the expression is false.

assertGreater (*a*, *b*, *msg=None*)

Just like `self.assertTrue(a > b)`, but with a nicer default message.

assertGreaterEqual (*a*, *b*, *msg=None*)

Just like `self.assertTrue(a >= b)`, but with a nicer default message.

assertIn (*member*, *container*, *msg=None*)

Just like `self.assertTrue(a in b)`, but with a nicer default message.

assertIs (*expr1*, *expr2*, *msg=None*)

Just like `self.assertTrue(a is b)`, but with a nicer default message.

assertIsInstance (*obj*, *cls*, *msg=None*)

Same as `self.assertTrue(isinstance(obj, cls))`, with a nicer default message.

assertIsNone (*obj*, *msg=None*)

Same as `self.assertTrue(obj is None)`, with a nicer default message.

assertIsNot (*expr1*, *expr2*, *msg=None*)

Just like `self.assertTrue(a is not b)`, but with a nicer default message.

assertIsNotNone (*obj*, *msg=None*)

Included for symmetry with `assertIsNone`.

assertLess (*a*, *b*, *msg=None*)

Just like `self.assertTrue(a < b)`, but with a nicer default message.

assertLessEqual (*a*, *b*, *msg=None*)

Just like `self.assertTrue(a <= b)`, but with a nicer default message.

assertLightChannel (*light_name*, *brightness*, *channel='white'*)

Assert that a light channel has a certain brightness.

assertLightColor (*light_name, color*)

Assert that a light exists and shows one color.

assertLightColors (*light_name, color_list, secs=1, check_delta=0.1*)

Assert that a light exists and shows all colors in a list over a period.

assertLightFlashing (*light_name, color=None, secs=1, check_delta=0.1*)

Assert that a light exists and is flashing.

assertLightOff (*light_name*)

Assert that a light exists and is off.

assertLightOn (*light_name*)

Assert that a light exists and is on.

assertListEqual (*list1, list2, msg=None*)

A list-specific equality assertion.

Parameters

- **list1** – The first list to compare.
- **list2** – The second list to compare.
- **msg** – Optional message to use on failure instead of a list of differences.

assertLogs (*logger=None, level=None*)

Fail unless a log message of level *level* or higher is emitted on *logger_name* or its children. If omitted, *level* defaults to INFO and *logger* defaults to the root logger.

This method must be used as a context manager, and will yield a recording object with two attributes: *output* and *records*. At the end of the context manager, the *output* attribute will be a list of the matching formatted log messages and the *records* attribute will be a list of the corresponding LogRecord objects.

Example:

```
with self.assertLogs('foo', level='INFO') as cm:
    logging.getLogger('foo').info('first message')
    logging.getLogger('foo.bar').error('second message')
self.assertEqual(cm.output, ['INFO:foo:first message',
                             'ERROR:foo.bar:second message'])
```

assertMachineVarEqual (*value, machine_var*)

Assert that a machine variable exists and has a certain value.

assertModeNotRunning (*mode_name*)

Assert that a mode exists and is not running.

assertModeRunning (*mode_name*)

Assert that a mode exists and is running.

assertMultiLineEqual (*first, second, msg=None*)

Assert that two multi-line strings are equal.

assertNotAlmostEqual (*first, second, places=None, msg=None, delta=None*)

Fail if the two objects are equal as determined by their difference rounded to the given number of decimal places (default 7) and comparing to zero, or by comparing that the difference between the two objects is less than the given delta.

Note that decimal places (from zero) are usually not the same as significant digits (measured from the most significant digit).

Objects that are equal automatically fail.

assertNotEqual (*first, second, msg=None*)

Fail if the two objects are equal as determined by the ‘!=’ operator.

assertNotIn (*member, container, msg=None*)

Just like self.assertTrue(a not in b), but with a nicer default message.

assertNotIsInstance (*obj, cls, msg=None*)

Included for symmetry with assertIsInstance.

assertNotLightChannel (*light_name, brightness, channel='white'*)

Assert that a light channel does not have a certain brightness.

assertNotLightColor (*light_name, color*)

Assert that a light exists and does not show a certain color.

assertNotRegex (*text, unexpected_regex, msg=None*)

Fail the test if the text matches the regular expression.

assertNumBallsKnown (*balls*)

Assert that a certain number of balls are known in the machine.

assertPlaceholderEvaluates (*expected, condition*)

Assert that a placeholder evaluates to a certain value.

assertPlayerVarEqual (*value, player_var*)

Assert that a player variable exists and has a certain value.

assertRaises (*expected_exception, *args, **kwargs*)

Fail unless an exception of class *expected_exception* is raised by the callable when invoked with specified positional and keyword arguments. If a different type of exception is raised, it will not be caught, and the test case will be deemed to have suffered an error, exactly as for an unexpected exception.

If called with the callable and arguments omitted, will return a context object used like this:

```
with self.assertRaises(SomeException):
    do_something()
```

An optional keyword argument ‘msg’ can be provided when `assertRaises` is used as a context object.

The context manager keeps a reference to the exception as the ‘exception’ attribute. This allows you to inspect the exception after the assertion:

```
with self.assertRaises(SomeException) as cm:
    do_something()
the_exception = cm.exception
self.assertEqual(the_exception.error_code, 3)
```

assertRaisesRegex (*expected_exception, expected_regex, *args, **kwargs*)

Asserts that the message in a raised exception matches a regex.

Parameters

- **expected_exception** – Exception class expected to be raised.
- **expected_regex** – Regex (re.Pattern object or string) expected to be found in error message.
- **args** – Function to be called and extra positional args.
- **kwargs** – Extra kwargs.
- **msg** – Optional message used in case of failure. Can only be used when `assertRaisesRegex` is used as a context manager.

assertRegex (*text, expected_regex, msg=None*)

Fail the test unless the text matches the regular expression.

assertSequenceEqual (*seq1, seq2, msg=None, seq_type=None*)

An equality assertion for ordered sequences (like lists and tuples).

For the purposes of this function, a valid ordered sequence type is one which can be indexed, has a length, and has an equality operator.

Parameters

- **seq1** – The first sequence to compare.
- **seq2** – The second sequence to compare.
- **seq_type** – The expected datatype of the sequences, or None if no datatype should be enforced.
- **msg** – Optional message to use on failure instead of a list of differences.

assertSetEqual (*set1, set2, msg=None*)

A set-specific equality assertion.

Parameters

- **set1** – The first set to compare.
- **set2** – The second set to compare.
- **msg** – Optional message to use on failure instead of a list of differences.

assertSetEqual uses ducktyping to support different types of sets, and is optimized for sets specifically (parameters must support a difference method).

assertSwitchState (*name, state*)

Assert that a switch exists and has a certain state.

assertTrue (*expr, msg=None*)

Check that the expression is true.

assertTupleEqual (*tuple1, tuple2, msg=None*)

A tuple-specific equality assertion.

Parameters

- **tuple1** – The first tuple to compare.
- **tuple2** – The second tuple to compare.
- **msg** – Optional message to use on failure instead of a list of differences.

assertWarns (*expected_warning, *args, **kwargs*)

Fail unless a warning of class warnClass is triggered by the callable when invoked with specified positional and keyword arguments. If a different type of warning is triggered, it will not be handled: depending on the other warning filtering rules in effect, it might be silenced, printed out, or raised as an exception.

If called with the callable and arguments omitted, will return a context object used like this:

```
with self.assertWarns(SomeWarning):
    do_something()
```

An optional keyword argument 'msg' can be provided when assertWarns is used as a context object.

The context manager keeps a reference to the first matching warning as the 'warning' attribute; similarly, the 'filename' and 'lineno' attributes give you information about the line of Python code from which the warning was triggered. This allows you to inspect the warning after the assertion:


```
with self.assertWarns(SomeWarning) as cm:
    do_something()
the_warning = cm.warning
self.assertEqual(the_warning.some_attribute, 147)
```

assertWarnsRegex (*expected_warning*, *expected_regex*, *args, **kwargs)

Asserts that the message in a triggered warning matches a regexp. Basic functioning is similar to `assertWarns()` with the addition that only warnings whose messages also match the regular expression are considered successful matches.

Parameters

- **expected_warning** – Warning class expected to be triggered.
- **expected_regex** – Regex (re.Pattern object or string) expected to be found in error message.
- **args** – Function to be called and extra positional args.
- **kwargs** – Extra kwargs.
- **msg** – Optional message used in case of failure. Can only be used when `assertWarnsRegex` is used as a context manager.

fail (*msg=None*)

Fail immediately, with the given message.

static get_abs_path (*path*)

Get absolute path relative to current directory.

get_absolute_machine_path ()

Return absolute machine path.

get_config_file ()

Return a string name of the machine config file to use for the tests in this class.

You should override this method in your own test class to point to the config file you need for your tests.

Returns A string name of the machine config file to use, complete with the `.yaml` file extension.

For example:

```
def get_config_file(self):
    return 'my_config.yaml'
```

get_enable_plugins ()

Control whether tests in this class should load MPF plugins.

Returns: True or False

The default is False. To load plugins in your test class, add the following:

```
def get_enable_plugins(self):
    return True
```

get_machine_path ()

Return a string name of the path to the machine folder to use for the tests in this class.

You should override this method in your own test class to point to the machine folder root you need for your tests.

Returns A string name of the machine path to use

For example:

```
def get_machine_path(self):  
    return 'tests/machine_files/my_test/'
```

Note that this path is relative to the MPF package root

get_options()

Return options for the machine controller.

get_platform()

Force this test class to use a certain platform.

Returns String name of the platform this test class will use.

If you don't include this method in your test class, the platform will be set to *virtual*. If you want to use the smart virtual platform, you would add the following to your test class:

```
def get_platform(self):  
    return 'smart_virtual`
```

get_use_bcp()

Control whether tests in this class should use BCP.

Returns: True or False

The default is False. To use BCP in your test class, add the following:

```
def get_use_bcp(self):  
    return True
```

hit_and_release_switch(name)

Momentarily activates and then deactivates a switch.

Parameters name – The name of the switch to hit.

This method immediately activates and deactivates a switch with no time in between.

hit_and_release_switches_simultaneously(names)

Momentarily activates and then deactivates multiple switches.

Switches are hit sequentially and then released sequentially. Events are only processed at the end of the sequence which is useful to reproduce race conditions when processing nearly simultaneous hits.

Parameters names – The names of the switches to hit and release.

hit_switch_and_run(name, delta)

Activates a switch and advances the time.

Parameters

- **name** – The name of the switch to activate.
- **delta** – The time (in seconds) to advance the clock.

Note that this method does not deactivate the switch once the time has been advanced, meaning the switch stays active. To make the switch inactive, use the `release_switch_and_run()`.

machine_run()

Process any delays, timers, or anything else scheduled.

Note this is the same as:

```
self.advance_time_and_run(0)
```

mock_event (*event_name*)

Configure an event to be mocked.

Parameters **event_name** – String name of the event to mock.

Mocking an event is an easy way to check if an event was called without configuring some kind of callback action in your tests.

Note that an event must be mocked here *before* it’s posted in order for `assertEventNotCalled()` and `assertEventCalled()` to work.

Mocking an event will not “break” it. In other words, any other registered handlers for this event will also be called even if the event has been mocked.

For example:

```
self.mock_event('my_event')
self.assertEventNotCalled('my_event') # This will be True
self.post_event('my_event')
self.assertEventCalled('my_event') # This will also be True
```

post_event (*event_name*, *run_time=0*)

Post an MPF event and optionally advance the time.

Parameters

- **event_name** – String name of the event to post
- **run_time** – How much time (in seconds) the test should advance after this event has been posted.

For example, to post an event called “shot1_hit”:

```
self.post_event('shot1_hit')
```

To post an event called “tilt” and then advance the time 1.5 seconds:

```
self.post_event('tilt', 1.5)
```

post_event_with_params (*event_name*, ***params*)

Post an MPF event with kwarg parameters.

Parameters

- **event_name** – String name of the event to post
- ****params** – One or more kwarg key/value pairs to post with the event.

For example, to post an event called “jackpot” with the parameters `count=1` and `first_time=True`, you would use:

```
self.post_event('jackpot', count=1, first_time=True)
```

post_relay_event_with_params (*event_name*, ***params*)

Post a relay event synchronously and return the result.

release_switch_and_run (*name*, *delta*)

Deactivates a switch and advances the time.

Parameters

- **name** – The name of the switch to activate.
- **delta** – The time (in seconds) to advance the clock.

reset_mock_events ()

Reset all mocked events.

This will reset the count of number of times called every mocked event is.

restore_sys_path ()

Restore sys path after test.

save_and_prepare_sys_path ()

Save sys path and prepare it for the test.

setUp ()

Setup test.

set_num_balls_known (*balls*)

Set the ball controller's `num_balls_known` attribute.

This is needed for tests where you don't have any ball devices and other situations where you need the ball controller to think the machine has a certain amount of balls to run a test.

Example:

```
self.set_num_balls_known(3)
```

shortDescription ()

Returns a one-line description of the test, or None if no description has been provided.

The default implementation of this method returns the first line of the specified test method's docstring.

skipTest (*reason*)

Skip this test.

start_mode (*mode*)

Start mode.

stop_mode (*mode*)

Stop mode.

tearDown ()

Tear down test.

static unittest_verbosity ()

Return the verbosity setting of the currently running unittest program, or 0 if none is running.

Returns: An integer value of the current verbosity setting.

MpfTestCase

class `mpf.tests.MpfTestCase.MpfTestCase` (*methodName='runTest'*)

Bases: `unittest.case.TestCase`

Primary TestCase class used for all MPF unit tests.

Methods & Attributes

The `MpfTestCase` has the following methods & attributes available. Note that methods & attributes inherited from the base class are not included here.

static add_to_config_validator (*machine, key, new_dict*)

Add config dict to validator.

advance_time_and_run (*delta=1.0*)

Advance the test clock and run anything that should run during that time.

Parameters `delta` – How much time to advance the test clock by (in seconds)

This method will cause anything scheduled during the time to run, including things like delays, timers, etc.

Advancing the clock will happen in multiple small steps if things are scheduled to happen during this advance. For example, you can advance the clock 10 seconds like this:

```
self.advance_time_and_run(10)
```

If there is a delay callback that is scheduled to happen in 2 seconds, then this method will advance the clock 2 seconds, process that delay, and then advance the remaining 8 seconds.

assertAlmostEqual (*first, second, places=None, msg=None, delta=None*)

Fail if the two objects are unequal as determined by their difference rounded to the given number of decimal places (default 7) and comparing to zero, or by comparing that the difference between the two objects is more than the given delta.

Note that decimal places (from zero) are usually not the same as significant digits (measured from the most significant digit).

If the two objects compare equal then they will automatically compare almost equal.

assertAvailableBallsOnPlayfield (*balls, playfield='playfield'*)

Assert that a certain number of ball is available on a playfield.

assertBallsOnPlayfield (*balls, playfield='playfield'*)

Assert that a certain number of ball is on a playfield.

assertColorAlmostEqual (*color1, color2, delta=6*)

Assert that two color are almost equal.

Parameters

- `color1` – The first color, as an `RGBColor` instance or 3-item iterable.
- `color2` – The second color, as an `RGBColor` instance or 3-item iterable.
- `delta` – How close the colors have to be. The deltas between red, green, and blue are added together and must be less or equal to this value for this assertion to succeed.

assertCountEqual (*first, second, msg=None*)

An unordered sequence comparison asserting that the same elements, regardless of order. If the same element occurs more than once, it verifies that the elements occur the same number of times.

```
self.assertEqual(Counter(list(first)), Counter(list(second)))
```

Example:

- `[0, 1, 1]` and `[1, 0, 1]` compare equal.
- `[0, 0, 1]` and `[0, 1]` compare unequal.

assertDictContainsSubset (*subset, dictionary, msg=None*)

Checks whether dictionary is a superset of subset.

assertEqual (*first, second, msg=None*)

Fail if the two objects are unequal as determined by the '==' operator.

assertEventCalled (*event_name, times=None*)

Assert that event was called.

Parameters

- **event_name** – String name of the event to check.
- **times** – An optional value to confirm the number of times the event was called. Default of *None* means this method will pass as long as the event has been called at least once.

If you want to reset the `times` count, you can mock the event again.

Note that the event must be mocked via `self.mock_event()` first in order to use this method.

For example:

```
self.mock_event('my_event')
self.assertEventNotCalled('my_event') # This will pass

self.post_event('my_event')
self.assertEventCalled('my_event')    # This will pass
self.assertEventCalled('my_event', 1) # This will pass

self.post_event('my_event')
self.assertEventCalled('my_event')    # This will pass
self.assertEventCalled('my_event', 2) # This will pass
```

assertEventCalledWith (*event_name, **kwargs*)

Assert an event was called with certain kwargs.

Parameters

- **event_name** – String name of the event to check.
- ****kwargs** – Name/value parameters to check.

For example:

```
self.mock_event('jackpot')

self.post_event('jackpot', count=1, first_time=True)
self.assertEventCalled('jackpot') # This will pass
self.assertEventCalledWith('jackpot', count=1, first_time=True) # This will_
↪also pass
self.assertEventCalledWith('jackpot', count=1, first_time=False) # This will_
↪fail
```

assertEventNotCalled (*event_name*)

Assert that event was not called.

Parameters **event_name** – String name of the event to check.

Note that the event must be mocked via `self.mock_event()` first in order to use this method.

assertFalse (*expr, msg=None*)

Check that the expression is false.

assertGreater (*a, b, msg=None*)

Just like self.assertTrue(*a > b*), but with a nicer default message.

assertGreaterEqual (*a, b, msg=None*)

Just like self.assertTrue(*a >= b*), but with a nicer default message.

assertIn (*member, container, msg=None*)

Just like self.assertTrue(*a in b*), but with a nicer default message.

assertIs (*expr1, expr2, msg=None*)

Just like self.assertTrue(*a is b*), but with a nicer default message.

assertIsInstance (*obj, cls, msg=None*)

Same as self.assertTrue(*isinstance(obj, cls)*), with a nicer default message.

assertIsNone (*obj, msg=None*)

Same as self.assertTrue(*obj is None*), with a nicer default message.

assertIsNot (*expr1, expr2, msg=None*)

Just like self.assertTrue(*a is not b*), but with a nicer default message.

assertIsNotNone (*obj, msg=None*)

Included for symmetry with `assertIsNone`.

assertLess (*a, b, msg=None*)

Just like self.assertTrue(*a < b*), but with a nicer default message.

assertLessEqual (*a, b, msg=None*)

Just like self.assertTrue(*a <= b*), but with a nicer default message.

assertLightChannel (*light_name, brightness, channel='white'*)

Assert that a light channel has a certain brightness.

assertLightColor (*light_name, color*)

Assert that a light exists and shows one color.

assertLightColors (*light_name, color_list, secs=1, check_delta=0.1*)

Assert that a light exists and shows all colors in a list over a period.

assertLightFlashing (*light_name, color=None, secs=1, check_delta=0.1*)

Assert that a light exists and is flashing.

assertLightOff (*light_name*)

Assert that a light exists and is off.

assertLightOn (*light_name*)

Assert that a light exists and is on.

assertListEqual (*list1, list2, msg=None*)

A list-specific equality assertion.

Parameters

- **list1** – The first list to compare.
- **list2** – The second list to compare.
- **msg** – Optional message to use on failure instead of a list of differences.

assertLogs (*logger=None, level=None*)

Fail unless a log message of level *level* or higher is emitted on *logger_name* or its children. If omitted, *level* defaults to INFO and *logger* defaults to the root logger.

This method must be used as a context manager, and will yield a recording object with two attributes: *output* and *records*. At the end of the context manager, the *output* attribute will be a list of the matching formatted log messages and the *records* attribute will be a list of the corresponding LogRecord objects.

Example:

```
with self.assertLogs('foo', level='INFO') as cm:
    logging.getLogger('foo').info('first message')
    logging.getLogger('foo.bar').error('second message')
self.assertEqual(cm.output, ['INFO:foo:first message',
                             'ERROR:foo.bar:second message'])
```

assertMachineVarEqual (*value, machine_var*)

Assert that a machine variable exists and has a certain value.

assertModeNotRunning (*mode_name*)

Assert that a mode exists and is not running.

assertModeRunning (*mode_name*)

Assert that a mode exists and is running.

assertMultiLineEqual (*first, second, msg=None*)

Assert that two multi-line strings are equal.

assertNotAlmostEqual (*first, second, places=None, msg=None, delta=None*)

Fail if the two objects are equal as determined by their difference rounded to the given number of decimal places (default 7) and comparing to zero, or by comparing that the difference between the two objects is less than the given delta.

Note that decimal places (from zero) are usually not the same as significant digits (measured from the most significant digit).

Objects that are equal automatically fail.

assertNotEqual (*first, second, msg=None*)

Fail if the two objects are equal as determined by the '!=' operator.

assertNotIn (*member, container, msg=None*)

Just like self.assertTrue(a not in b), but with a nicer default message.

assertNotIsInstance (*obj, cls, msg=None*)

Included for symmetry with assertIsInstance.

assertNotLightChannel (*light_name, brightness, channel='white'*)

Assert that a light channel does not have a certain brightness.

assertNotLightColor (*light_name, color*)

Assert that a light exists and does not show a certain color.

assertNotRegex (*text, unexpected_regex, msg=None*)

Fail the test if the text matches the regular expression.

assertNumBallsKnown (*balls*)

Assert that a certain number of balls are known in the machine.

assertPlaceholderEvaluates (*expected, condition*)

Assert that a placeholder evaluates to a certain value.

assertPlayerVarEqual (*value, player_var*)

Assert that a player variable exists and has a certain value.

assertRaises (*expected_exception, *args, **kwargs*)

Fail unless an exception of class *expected_exception* is raised by the callable when invoked with specified

positional and keyword arguments. If a different type of exception is raised, it will not be caught, and the test case will be deemed to have suffered an error, exactly as for an unexpected exception.

If called with the callable and arguments omitted, will return a context object used like this:

```
with self.assertRaises(SomeException):
    do_something()
```

An optional keyword argument 'msg' can be provided when `assertRaises` is used as a context object.

The context manager keeps a reference to the exception as the 'exception' attribute. This allows you to inspect the exception after the assertion:

```
with self.assertRaises(SomeException) as cm:
    do_something()
the_exception = cm.exception
self.assertEqual(the_exception.error_code, 3)
```

assertRaisesRegex (*expected_exception, expected_regex, *args, **kwargs*)

Asserts that the message in a raised exception matches a regex.

Parameters

- **expected_exception** – Exception class expected to be raised.
- **expected_regex** – Regex (`re.Pattern` object or string) expected to be found in error message.
- **args** – Function to be called and extra positional args.
- **kwargs** – Extra kwargs.
- **msg** – Optional message used in case of failure. Can only be used when `assertRaisesRegex` is used as a context manager.

assertRegex (*text, expected_regex, msg=None*)

Fail the test unless the text matches the regular expression.

assertSequenceEqual (*seq1, seq2, msg=None, seq_type=None*)

An equality assertion for ordered sequences (like lists and tuples).

For the purposes of this function, a valid ordered sequence type is one which can be indexed, has a length, and has an equality operator.

Parameters

- **seq1** – The first sequence to compare.
- **seq2** – The second sequence to compare.
- **seq_type** – The expected datatype of the sequences, or `None` if no datatype should be enforced.
- **msg** – Optional message to use on failure instead of a list of differences.

assertSetEqual (*set1, set2, msg=None*)

A set-specific equality assertion.

Parameters

- **set1** – The first set to compare.
- **set2** – The second set to compare.
- **msg** – Optional message to use on failure instead of a list of differences.

`assertSetEqual` uses ducktyping to support different types of sets, and is optimized for sets specifically (parameters must support a difference method).

`assertSwitchState` (*name, state*)

Assert that a switch exists and has a certain state.

`assertTrue` (*expr, msg=None*)

Check that the expression is true.

`assertTupleEqual` (*tuple1, tuple2, msg=None*)

A tuple-specific equality assertion.

Parameters

- **`tuple1`** – The first tuple to compare.
- **`tuple2`** – The second tuple to compare.
- **`msg`** – Optional message to use on failure instead of a list of differences.

`assertWarns` (*expected_warning, *args, **kwargs*)

Fail unless a warning of class `warnClass` is triggered by the callable when invoked with specified positional and keyword arguments. If a different type of warning is triggered, it will not be handled: depending on the other warning filtering rules in effect, it might be silenced, printed out, or raised as an exception.

If called with the callable and arguments omitted, will return a context object used like this:

```
with self.assertWarns(SomeWarning):
    do_something()
```

An optional keyword argument ‘`msg`’ can be provided when `assertWarns` is used as a context object.

The context manager keeps a reference to the first matching warning as the ‘`warning`’ attribute; similarly, the ‘`filename`’ and ‘`lineno`’ attributes give you information about the line of Python code from which the warning was triggered. This allows you to inspect the warning after the assertion:

```
with self.assertWarns(SomeWarning) as cm:
    do_something()
the_warning = cm.warning
self.assertEqual(the_warning.some_attribute, 147)
```

`assertWarnsRegex` (*expected_warning, expected_regex, *args, **kwargs*)

Asserts that the message in a triggered warning matches a regex. Basic functioning is similar to `assertWarns()` with the addition that only warnings whose messages also match the regular expression are considered successful matches.

Parameters

- **`expected_warning`** – Warning class expected to be triggered.
- **`expected_regex`** – Regex (`re.Pattern` object or string) expected to be found in error message.
- **`args`** – Function to be called and extra positional args.
- **`kwargs`** – Extra kwargs.
- **`msg`** – Optional message used in case of failure. Can only be used when `assertWarnsRegex` is used as a context manager.

`fail` (*msg=None*)

Fail immediately, with the given message.

static get_abs_path (*path*)

Get absolute path relative to current directory.

get_absolute_machine_path ()

Return absolute machine path.

get_config_file ()

Return a string name of the machine config file to use for the tests in this class.

You should override this method in your own test class to point to the config file you need for your tests.

Returns A string name of the machine config file to use, complete with the `.yaml` file extension.

For example:

```
def get_config_file(self):
    return 'my_config.yaml'
```

get_enable_plugins ()

Control whether tests in this class should load MPF plugins.

Returns: True or False

The default is False. To load plugins in your test class, add the following:

```
def get_enable_plugins(self):
    return True
```

get_machine_path ()

Return a string name of the path to the machine folder to use for the tests in this class.

You should override this method in your own test class to point to the machine folder root you need for your tests.

Returns A string name of the machine path to use

For example:

```
def get_machine_path(self):
    return 'tests/machine_files/my_test/'
```

Note that this path is relative to the MPF package root

get_options ()

Return options for the machine controller.

get_platform ()

Force this test class to use a certain platform.

Returns String name of the platform this test class will use.

If you don't include this method in your test class, the platform will be set to *virtual*. If you want to use the smart virtual platform, you would add the following to your test class:

```
def get_platform(self):
    return 'smart_virtual`
```

get_use_bcp ()

Control whether tests in this class should use BCP.

Returns: True or False

The default is False. To use BCP in your test class, add the following:

```
def get_use_bcp(self):  
    return True
```

hit_and_release_switch (*name*)

Momentarily activates and then deactivates a switch.

Parameters **name** – The name of the switch to hit.

This method immediately activates and deactivates a switch with no time in between.

hit_and_release_switches_simultaneously (*names*)

Momentarily activates and then deactivates multiple switches.

Switches are hit sequentially and then released sequentially. Events are only processed at the end of the sequence which is useful to reproduce race conditions when processing nearly simultaneous hits.

Parameters **names** – The names of the switches to hit and release.

hit_switch_and_run (*name, delta*)

Activates a switch and advances the time.

Parameters

- **name** – The name of the switch to activate.
- **delta** – The time (in seconds) to advance the clock.

Note that this method does not deactivate the switch once the time has been advanced, meaning the switch stays active. To make the switch inactive, use the `release_switch_and_run()`.

machine_run ()

Process any delays, timers, or anything else scheduled.

Note this is the same as:

```
self.advance_time_and_run(0)
```

mock_event (*event_name*)

Configure an event to be mocked.

Parameters **event_name** – String name of the event to mock.

Mocking an event is an easy way to check if an event was called without configuring some kind of callback action in your tests.

Note that an event must be mocked here *before* it's posted in order for `assertEventNotCalled()` and `assertEventCalled()` to work.

Mocking an event will not “break” it. In other words, any other registered handlers for this event will also be called even if the event has been mocked.

For example:

```
self.mock_event('my_event')  
self.assertEventNotCalled('my_event') # This will be True  
self.post_event('my_event')  
self.assertEventCalled('my_event') # This will also be True
```

post_event (*event_name, run_time=0*)

Post an MPF event and optionally advance the time.

Parameters

- **event_name** – String name of the event to post

- **run_time** – How much time (in seconds) the test should advance after this event has been posted.

For example, to post an event called “shot1_hit”:

```
self.post_event('shot1_hit')
```

To post an event called “tilt” and then advance the time 1.5 seconds:

```
self.post_event('tilt', 1.5)
```

post_event_with_params (*event_name*, ***params*)

Post an MPF event with kwarg parameters.

Parameters

- **event_name** – String name of the event to post
- ****params** – One or more kwarg key/value pairs to post with the event.

For example, to post an event called “jackpot” with the parameters `count=1` and `first_time=True`, you would use:

```
self.post_event('jackpot', count=1, first_time=True)
```

post_relay_event_with_params (*event_name*, ***params*)

Post a relay event synchronously and return the result.

release_switch_and_run (*name*, *delta*)

Deactivates a switch and advances the time.

Parameters

- **name** – The name of the switch to activate.
- **delta** – The time (in seconds) to advance the clock.

reset_mock_events ()

Reset all mocked events.

This will reset the count of number of times called every mocked event is.

restore_sys_path ()

Restore sys path after test.

save_and_prepare_sys_path ()

Save sys path and prepare it for the test.

setUp ()

Setup test.

set_num_balls_known (*balls*)

Set the ball controller’s `num_balls_known` attribute.

This is needed for tests where you don’t have any ball devices and other situations where you need the ball controller to think the machine has a certain amount of balls to run a test.

Example:

```
self.set_num_balls_known(3)
```

shortDescription ()

Returns a one-line description of the test, or None if no description has been provided.

The default implementation of this method returns the first line of the specified test method's docstring.

skipTest (*reason*)

Skip this test.

start_mode (*mode*)

Start mode.

stop_mode (*mode*)

Stop mode.

tearDown ()

Tear down test.

static unittest_verbosity ()

Return the verbosity setting of the currently running unittest program, or 0 if none is running.

Returns: An integer value of the current verbosity setting.

TestDataManager

class mpf.tests.TestDataManager.**TestDataManager** (*data*)

Bases: *mpf.core.data_manager.DataManager*

A patched version of the DataManager which is used in unit tests.

The main change is that the `save_all()` method doesn't actually write anything to disk so the tests don't fill up the disk with unneeded data.

Methods & Attributes

The TestDataManager has the following methods & attributes available. Note that methods & attributes inherited from the base class are not included here.

format_log_line (*msg, context, error_no*) → str

Return a formatted log line with log link and context.

get_data (*section=None*)

Return the value of this DataManager's data.

Parameters section – Optional string name of a section (dictionary key) for the data you want returned. Default is None which returns the entire dictionary.

ignorable_runtime_exception (*msg: str*) → None

Handle ignorable runtime exception.

During development or tests raise an exception for easier debugging. Log an error during production.

raise_config_error (*msg, error_no, *, context=None*) → NoReturn

Raise a ConfigFileError exception.

save_all (*data*)

Update all data.

warning_log (*msg: str, *args, context=None, error_no=None, **kwargs*) → None

Log a message at the warning level.

These messages will always be shown in the console and the log file.

TestMachineController

class `mpf.tests.MpfTestCase.TestMachineController` (*options, config, config_patches, config_defaults, clock, mock_data, enable_plugins=False*)

Bases: `mpf.core.machine.MachineController`

A patched version of the MachineController used in tests.

The TestMachineController has a few changes from the regular machine controller to facilitate running unit tests, including:

- Use the TestDataManager instead of the real one.
- Use a test clock which we can manually advance instead of the regular clock tied to real-world time.
- Only load plugins if `self._enable_plugins` is `True`.
- Merge any `test_config_patches` into the machine config.
- Disabled the config file caching to always load the config from disk.

Methods & Attributes

The TestMachineController has the following methods & attributes available. Note that methods & attributes inherited from the base class are not included here.

add_crash_handler (*handler: Callable*)

Add a crash handler which is called on a crash.

This can be used to restore the output and prepare logging.

add_platform (*name: str*) → None

Make an additional hardware platform interface available to MPF.

Parameters **name** – String name of the platform to add. Must match the name of a platform file in the `mpf/platforms` folder (without the `.py` extension).

clear_boot_hold (*hold: str*) → None

Clear a boot hold.

create_data_manager (*config_name*)

Create TestDataManager.

format_log_line (*msg, context, error_no*) → str

Return a formatted log line with log link and context.

get_platform_sections (*platform_section: str, overwrite: str*) → SmartVirtualHardwarePlatform

Return platform section.

ignorable_runtime_exception (*msg: str*) → None

Handle ignorable runtime exception.

During development or tests raise an exception for easier debugging. Log an error during production.

init_done () → None

Finish init.

Called when init is done and all boot holds are cleared.

initialise () → None

Initialise machine.

initialise_core_and_hardware () → None
Load core modules and hardware.

initialise_mpf ()
Initialise MPF.

raise_config_error (*msg*, *error_no*, *, *context=None*) → NoReturn
Raise a ConfigFileError exception.

register_boot_hold (*hold: str*) → None
Register a boot hold.

register_monitor (*monitor_class: str*, *monitor: Callable[[...], Any]*) → None
Register a monitor.

Parameters

- **monitor_class** – String name of the monitor class for this monitor that’s being registered.
- **monitor** – Callback to notify

MPF uses monitors to allow components to monitor certain internal elements of MPF.

For example, a player variable monitor could be setup to be notified of any changes to a player variable, or a switch monitor could be used to allow a plugin to be notified of any changes to any switches.

The MachineController’s list of registered monitors doesn’t actually do anything. Rather it’s a dictionary of sets which the monitors themselves can reference when they need to do something. We just needed a central registry of monitors.

reset () → None
Reset the machine.

This method is safe to call. It essentially sets up everything from scratch without reloading the config files and assets from disk. This method is called after a game ends and before attract mode begins.

run () → None
Start the main machine run loop.

set_default_platform (*name: str*) → None
Set the default platform.

It is used if a device class-specific or device-specific platform is not specified.

Parameters name – String name of the platform to set to default.

shutdown () → None
Shutdown the machine.

stop (*reason=None*, ***kwargs*) → None
Perform a graceful exit of MPF.

validate_machine_config_section (*section: str*) → None
Validate a config section.

verify_system_info ()
Dump information about the Python installation to the log.

Information includes Python version, Python executable, platform, and core architecture.

warning_log (*msg: str*, **args*, *context=None*, *error_no=None*, ***kwargs*) → None
Log a message at the warning level.

These messages will always be shown in the console and the log file.

8.3.7 Miscellaneous Components

There are several other components and systems of MPF that don't fit into any of the other categories. Those are covered here.

Ball Search

```
class mpf.core.ball_search.BallSearch (machine: mpf.core.machine.MachineController, play-  
field: Playfield)  
    Bases: mpf.core.mpf_controller.MpfController
```

Implements Ball search for a playfield device.

In MPF, the ball search functionality is attached to each playfield device, rather than being done at the global level. (In other words, each playfield is responsible for making sure no balls get stuck on it, and it leverages an instance of this `BallSearch` class to handle it.)

Methods & Attributes

The Ball Search has the following methods & attributes available. Note that methods & attributes inherited from the base class are not included here.

block (***kwargs*)

Block ball search for this playfield.

Blocking will disable ball search if it's enabled or running, and will prevent ball search from enabling if it's disabled until `ball_search_unblock()` is called.

blocked = None

If True, ball search will be blocked and will not start.

cancel_ball_search (***kwargs*)

Cancel the current ball search and mark the ball as missing.

configure_logging (*logger: str, console_level: str = 'basic', file_level: str = 'basic',
url_base=None*)

Configure logging.

Parameters

- **logger** – The string name of the logger to use.
- **console_level** – The level of logging for the console. Valid options are “none”, “basic”, or “full”.
- **file_level** – The level of logging for the console. Valid options are “none”, “basic”, or “full”.
- **url_base** – Base URL for docs links in exceptions.

debug_log (*msg: str, *args, context=None, error_no=None, **kwargs*) → None

Log a message at the debug level.

Note that whether this message shows up in the console or log file is controlled by the settings used with `configure_logging()`.

disable (**kwargs)

Disable ball search.

This method will also stop the ball search if it is running.

enable (**kwargs)

Enable the ball search for this playfield.

Note that this method does *not* start the ball search process. Rather it just resets and starts the timeout timer, as well as resetting it when playfield switches are hit.

enabled = None

Is ball search enabled.

error_log (msg: str, *args, context=None, error_no=None, **kwargs) → None

Log a message at the error level.

These messages will always be shown in the console and the log file.

format_log_line (msg, context, error_no) → str

Return a formatted log line with log link and context.

give_up ()

Give up the ball search.

This method is called when the ball search process Did not find the missing ball. It executes the failed action which depending on the specification of *ball_search_failed_action*, either adds a replacement ball, ends the game, or ends the current ball.

ignorable_runtime_exception (msg: str) → None

Handle ignorable runtime exception.

During development or tests raise an exception for easier debugging. Log an error during production.

info_log (msg: str, *args, context=None, error_no=None, **kwargs) → None

Log a message at the info level.

Whether this message shows up in the console or log file is controlled by the settings used with *configure_logging*().

iteration = None

Current iteration of the ball search, or `False` if ball search is not started.

phase = None

Current phase of the ball search, or `False` if ball search is not started.

playfield = None

The playfield device this ball search instance is attached to.

raise_config_error (msg, error_no, *, context=None) → NoReturn

Raise a `ConfigFileError` exception.

register (priority, callback, name, *, restore_callback=None)

Register a callback for sequential ball search.

Callbacks are called by priority. Ball search only waits if the callback returns true.

Parameters

- **priority** – priority of this callback in the ball search procedure
- **callback** – callback to call. ball search will wait before the next callback, if it returns true
- **name** – string name which is used for debugging & the logs

- **restore_callback** – optional callback to restore state of the device after ball search ended

request_to_start_game (**kwargs)

Handle result of the *request_to_start_game* event.

If ball search is running, this method will return *False* to prevent the game from starting while ball search is running.

This method also posts the *ball_search_prevents_game_start* event if ball search is started.

reset_timer ()

Reset the timeout timer which starts ball search.

This method will also cancel an actively running (started) ball search.

This is called by the playfield anytime a playfield switch is hit.

start ()

Start ball search the ball search process.

started = None

Is the ball search process started (running) now.

stop ()

Stop an actively running ball search.

unblock (**kwargs)

Unblock ball search for this playfield.

This will check to see if there are balls on the playfield, and if so, enable ball search.

warning_log (msg: str, *args, context=None, error_no=None, **kwargs) → None

Log a message at the warning level.

These messages will always be shown in the console and the log file.

File Manager

class mpf.core.file_manager.**FileManager**

Bases: object

Manages file interfaces.

Methods & Attributes

The File Manager has the following methods & attributes available. Note that methods & attributes inherited from the base class are not included here.

static **get_file_interface** (filename)

Return a file interface.

classmethod **init** ()

Initialise file interfaces.

static **load** (filename, verify_version=False, halt_on_error=True)

Load a file by name.

static **locate_file** (filename) → str

Find a file location.

Parameters `filename` – Filename to locate

Returns: Location of file

static save (*filename, data*)

Save data to file.

LogMixin

class `mpf.core.logging.LogMixin`

Bases: `object`

Mixin class to add smart logging functionality to modules.

Methods & Attributes

The LogMixin has the following methods & attributes available. Note that methods & attributes inherited from the base class are not included here.

configure_logging (*logger: str, console_level: str = 'basic', file_level: str = 'basic', url_base=None*)

Configure logging.

Parameters

- **logger** – The string name of the logger to use.
- **console_level** – The level of logging for the console. Valid options are “none”, “basic”, or “full”.
- **file_level** – The level of logging for the console. Valid options are “none”, “basic”, or “full”.
- **url_base** – Base URL for docs links in exceptions.

debug_log (*msg: str, *args, context=None, error_no=None, **kwargs*) → `None`

Log a message at the debug level.

Note that whether this message shows up in the console or log file is controlled by the settings used with `configure_logging()`.

error_log (*msg: str, *args, context=None, error_no=None, **kwargs*) → `None`

Log a message at the error level.

These messages will always be shown in the console and the log file.

format_log_line (*msg, context, error_no*) → `str`

Return a formatted log line with log link and context.

ignorable_runtime_exception (*msg: str*) → `None`

Handle ignorable runtime exception.

During development or tests raise an exception for easier debugging. Log an error during production.

info_log (*msg: str, *args, context=None, error_no=None, **kwargs*) → `None`

Log a message at the info level.

Whether this message shows up in the console or log file is controlled by the settings used with `configure_logging()`.

raise_config_error (*msg*, *error_no*, *, *context=None*) → NoReturn
 Raise a ConfigFileError exception.

warning_log (*msg*: *str*, **args*, *context=None*, *error_no=None*, ***kwargs*) → None
 Log a message at the warning level.

These messages will always be shown in the console and the log file.

Mode base class

class `mpf.core.mode.Mode` (*machine*: *MachineController*, *config*, *name*: *str*, *path*, *asset_paths*)

Bases: `mpf.core.logging.LogMixin`

Base class for a mode.

Methods & Attributes

The Mode base class has the following methods & attributes available. Note that methods & attributes inherited from the base class are not included here.

active

Return *True* if this mode is active.

add_mode_event_handler (*event*: *str*, *handler*: *Callable*, *priority*: *int* = 0, ***kwargs*) → `mpf.core.events.EventHandlerKey`

Register an event handler which is automatically removed when this mode stops.

This method is similar to the Event Manager's `add_handler()` method, except this method automatically unregisters the handlers when the mode ends.

Parameters

- **event** – String name of the event you're adding a handler for. Since events are text strings, they don't have to be pre-defined.
- **handler** – The method that will be called when the event is fired.
- **priority** – An arbitrary integer value that defines what order the handlers will be called in. The default is 1, so if you have a handler that you want to be called first, add it here with a priority of 2. (Or 3 or 10 or 100000.) The numbers don't matter. They're called from highest to lowest. (i.e. priority 100 is called before priority 1.)
- ****kwargs** – Any any additional keyword/argument pairs entered here will be attached to the handler and called whenever that handler is called. Note these are in addition to *kwargs* that could be passed as part of the event post. If there's a conflict, the event-level ones will win.

Returns a `EventHandlerKey` to the handler which you can use to later remove the handler via `remove_handler_by_key`. Though you don't need to remove the handler since the whole point of this method is they're automatically removed when the mode stops.

Note that if you do add a handler via this method and then remove it manually, that's ok too.

auto_stop_on_ball_end

Controls whether this mode is stopped when the ball ends, regardless of its `stop_events` settings.

configure_logging (*logger*: *str*, *console_level*: *str* = 'basic', *file_level*: *str* = 'basic', *url_base=None*)

Configure logging.

Parameters

- **logger** – The string name of the logger to use.
- **console_level** – The level of logging for the console. Valid options are “none”, “basic”, or “full”.
- **file_level** – The level of logging for the console. Valid options are “none”, “basic”, or “full”.
- **url_base** – Base URL for docs links in exceptions.

configure_mode_settings (*config: dict*) → None

Process this mode’s configuration settings from a config dictionary.

create_mode_devices () → None

Create new devices that are specified in a mode config that haven’t been created in the machine-wide.

debug_log (*msg: str, *args, context=None, error_no=None, **kwargs*) → None

Log a message at the debug level.

Note that whether this message shows up in the console or log file is controlled by the settings used with `configure_logging()`.

delay

DelayManager instance for delays in this mode. Note that all delays scheduled here will be automatically canceled when the mode stops.

error_log (*msg: str, *args, context=None, error_no=None, **kwargs*) → None

Log a message at the error level.

These messages will always be shown in the console and the log file.

format_log_line (*msg, context, error_no*) → str

Return a formatted log line with log link and context.

static get_config_spec () → str

Return config spec for mode_settings.

ignorable_runtime_exception (*msg: str*) → None

Handle ignorable runtime exception.

During development or tests raise an exception for easier debugging. Log an error during production.

info_log (*msg: str, *args, context=None, error_no=None, **kwargs*) → None

Log a message at the info level.

Whether this message shows up in the console or log file is controlled by the settings used with `configure_logging()`.

initialise_mode () → None

Initialise this mode.

is_game_mode

Return true if this is a game mode.

load_mode_devices () → None

Load config of mode devices.

mode_init () → None

User-overrideable method which will be called when this mode initializes as part of the MPF boot process.

mode_start (***kwargs*) → None

User-overrideable method which will be called whenever this mode starts (i.e. whenever it becomes active).

mode_stop (**kwargs) → None

User-overrideable method which will be called whenever this mode stops.

mode_will_start (**kwargs) → None

User-overrideable method which will be called whenever this mode starts (i.e. before it becomes active).

player

Reference to the current player object.

raise_config_error (msg, error_no, *, context=None) → NoReturn

Raise a ConfigFileError exception.

restart_on_next_ball

Controls whether this mode will restart on the next ball. This only works if the mode was running when the ball ended. It's tracked per- player in the 'restart_modes_on_next_ball' player variable.

start (mode_priority=None, callback=None, **kwargs) → None

Start this mode.

Parameters

- **mode_priority** – Integer value of what you want this mode to run at. If you don't specify one, it will use the "Mode: priority" setting from this mode's configuration file.
- **callback** – Callback to call when this mode has been started.
- ****kwargs** – Catch-all since this mode might start from events with who-knows-what keyword arguments.

Warning: You can safely call this method, but do not override it in your mode code. If you want to write your own mode code by subclassing Mode, put whatever code you want to run when this mode starts in the mode_start method which will be called automatically.

stop (callback: Any = None, **kwargs) → bool

Stop this mode.

Parameters

- **callback** – Method which will be called once this mode has stopped. Will only be called when the mode is running (includes currently stopping)
- ****kwargs** – Catch-all since this mode might start from events with who-knows-what keyword arguments.

Warning: You can safely call this method, but do not override it in your mode code. If you want to write your own mode code by subclassing Mode, put whatever code you want to run when this mode stops in the mode_stop method which will be called automatically.

Returns true if the mode is running. Otherwise false.

warning_log (msg: str, *args, context=None, error_no=None, **kwargs) → None

Log a message at the warning level.

These messages will always be shown in the console and the log file.

Players

class mpf.core.player.**Player** (machine, index)

Bases: object

Base class for a player in a game.

One instance of this class is automatically created for each player.

The game mode maintains a `player` attribute which always points to the current player and is available via `self.machine.game.player`.

It also contains a `player_list` attribute which is a list of the player instances (in order) which you can use to access the non-current player.

This Player class is responsible for tracking *player variables* which is a dictionary of key/value pairs maintained on a per-player basis. There are several ways they can be used:

First, player variables can be accessed as attributes of the player object directly. For example, to set a player variable *foo* for the current player, you could use:

```
self.machine.player.foo = 0
```

If that variable didn't exist, it will be automatically created.

You can get the value of player variables by accessing them directly. For example:

```
print(self.machine.player.foo) # prints 0
```

If you attempt to access a player variable that doesn't exist, it will automatically be created with a value of 0.

Every time a player variable is created or changed, an MPF event is posted in the form *player_* plus the variable name. For example, creating or changing the *foo* variable will cause an event called *player_foo* to be posted.

The player variable event will have four parameters posted along with it:

- `value` (the new value)
- `prev_value` (the old value before it was updated)
- `change` (the change in the value)
- `player_num` (the player number the variable belongs to)

For the `change` parameter, it will attempt to subtract the old value from the new value. If that works, it will return the result as the change. If it doesn't work (like if you're not storing numbers in this variable), then the change parameter will be *True* if the new value is different and *False* if the value didn't change.

For examples, the following three lines:

```
self.machine.player.score = 0
self.machine.player.score += 500
self.machine.player.score = 1200
```

... will cause the following three events to be posted:

```
player_score with Args: value=0, change=0, prev_value=0
player_score with Args: value=500, change=500, prev_value=0
player_score with Args: value=1200, change=700, prev_value=500
```

Methods & Attributes

The Players has the following methods & attributes available. Note that methods & attributes inherited from the base class are not included here.

enable_events (*enable=True, send_all_variables=True*)

Enable/disable player variable events.

Parameters

- **enable** – Flag to enable/disable player variable events
- **send_all_variables** – Flag indicating whether or not to send an event with the current value of every player variable.

is_player_var (*var_name*)

Check if player var exists.

Parameters **var_name** – String name of the player variable to test.

Returns: *True* if the variable exists and *False* if not.

monitor_enabled = False

Class attribute which specifies whether any monitors have been registered to track player variable changes.

send_all_variable_events ()

Send a player variable event for the current value of all player variables.

RGBAColor

```
class mpf.core.rgba_color.RGBAColor (color: Union[mpf.core.rgb_color.RGBColor, str, Tuple[int, int, int], Tuple[int, int, int, int], List[int]])
```

Bases: *mpf.core.rgb_color.RGBColor*

RGB Color with alpha channel.

Methods & Attributes

The RGBAColor has the following methods & attributes available. Note that methods & attributes inherited from the base class are not included here.

static add_color (*name: str, color: Union[RGBColor, str, List[int], Tuple[int, int, int]]*)

Add (or updates if it already exists) a color.

Note that this is not permanent, the list is reset when MPF restarts (though you can define your own custom colors in your config file's colors: section). You *can* use this function to dynamically change the values of colors in shows (they take place the next time an LED switches to that color).

Parameters

- **name** – String name of the color you want to add/update
- **color** – The color you want to set. You can pass the same types as the RGBColor class constructor, including a tuple or list of RGB ints (0-255 each), a hex string, an RGBColor instance, or a dictionary of red, green, blue key/value pairs.

static blend (*start_color, end_color, fraction*)

Blend two colors.

Parameters

- **start_color** – The start color
- **end_color** – The end color
- **fraction** – The fraction between 0 and 1 that is used to set the blend point between the two colors.

Returns: An RGBColor object that is a blend between the start and end colors

blue

Return the blue component of the RGB color representation.

green

Return the green component of the RGB color representation.

hex

Return a 6-char HEX representation of the color.

static hex_to_rgb (*hex_string: str, default=None*) → Tuple[int, int, int]

Convert a HEX color representation to an RGB color representation.

Parameters

- **hex_string** – The 3- or 6-char hexadecimal string representing the color value.
- **default** – The default value to return if `_hex` is invalid.

Returns: RGB representation of the input HEX value as a 3-item tuple with each item being an integer 0-255.

name

Return the color name or None.

Returns a string containing a standard color name or None if the current RGB color does not have a standard name.

static name_to_rgb (*name: str, default=(0, 0, 0)*) → Tuple[int, int, int]

Convert a standard color name to an RGB value (tuple).

If the name is not found, the default value is returned. :param name: A standard color name. :param default: The default value to return if the color name is not found. :return: RGB representation of the named color. :rtype: tuple

static random_rgb () → Tuple[int, int, int]

Generate a uniformly random RGB value.

Returns A tuple of three integers with values between 0 and 255 inclusive

red

Return the red component of the RGB color representation.

rgb

Return an RGB representation of the color.

static rgb_to_hex (*rgb: Tuple[int, int, int]*) → str

Convert an RGB color representation to a HEX color representation.

(**r, g, b**) :: r -> [0, 255] g -> [0, 255] b -> [0, 255]

Parameters **rgb** – A tuple of three numeric values corresponding to the red, green, and blue value.

Returns HEX representation of the input RGB value.

Return type str

rgba

Return an RGB representation of the color.

static string_to_rgb (*value: str, default=(0, 0, 0)*) → Tuple[int, int, int]

Convert a string which could be either a standard color name or a hex value to an RGB value (tuple).

If the name is not found and the supplied value is not a valid hex string it raises an error. :param value: A standard color name or hex value. :param default: The default value to return if the color name is not found and the supplied value is not a valid hex color string. :return: RGB representation of the named color. :rtype: tuple

RGBColor

```
class mpf.core.rgb_color.RGBColor (color: Union[RGBColor, str, List[int], Tuple[int, int, int]] =
                                     None)
```

Bases: object

One RGB Color.

Methods & Attributes

The RGBColor has the following methods & attributes available. Note that methods & attributes inherited from the base class are not included here.

```
static add_color (name: str, color: Union[RGBColor, str, List[int], Tuple[int, int, int]])
```

Add (or updates if it already exists) a color.

Note that this is not permanent, the list is reset when MPF restarts (though you can define your own custom colors in your config file's colors: section). You *can* use this function to dynamically change the values of colors in shows (they take place the next time an LED switches to that color).

Parameters

- **name** – String name of the color you want to add/update
- **color** – The color you want to set. You can pass the same types as the RGBColor class constructor, including a tuple or list of RGB ints (0-255 each), a hex string, an RGBColor instance, or a dictionary of red, green, blue key/value pairs.

```
static blend (start_color, end_color, fraction)
```

Blend two colors.

Parameters

- **start_color** – The start color
- **end_color** – The end color
- **fraction** – The fraction between 0 and 1 that is used to set the blend point between the two colors.

Returns: An RGBColor object that is a blend between the start and end colors

blue

Return the blue component of the RGB color representation.

green

Return the green component of the RGB color representation.

hex

Return a 6-char HEX representation of the color.

```
static hex_to_rgb (hex_string: str, default=None) → Tuple[int, int, int]
```

Convert a HEX color representation to an RGB color representation.

Parameters

- **hex_string** – The 3- or 6-char hexadecimal string representing the color value.
- **default** – The default value to return if `_hex` is invalid.

Returns: RGB representation of the input HEX value as a 3-item tuple with each item being an integer 0-255.

name

Return the color name or None.

Returns a string containing a standard color name or None if the current RGB color does not have a standard name.

static name_to_rgb (*name: str, default=(0, 0, 0)*) → Tuple[int, int, int]

Convert a standard color name to an RGB value (tuple).

If the name is not found, the default value is returned. :param name: A standard color name. :param default: The default value to return if the color name is not found. :return: RGB representation of the named color. :rtype: tuple

static random_rgb () → Tuple[int, int, int]

Generate a uniformly random RGB value.

Returns A tuple of three integers with values between 0 and 255 inclusive

red

Return the red component of the RGB color representation.

rgb

Return an RGB representation of the color.

static rgb_to_hex (*rgb: Tuple[int, int, int]*) → str

Convert an RGB color representation to a HEX color representation.

(**r, g, b**) :: r -> [0, 255] g -> [0, 255] b -> [0, 255]

Parameters rgb – A tuple of three numeric values corresponding to the red, green, and blue value.

Returns HEX representation of the input RGB value.

Return type str

static string_to_rgb (*value: str, default=(0, 0, 0)*) → Tuple[int, int, int]

Convert a string which could be either a standard color name or a hex value to an RGB value (tuple).

If the name is not found and the supplied value is not a valid hex string it raises an error. :param value: A standard color name or hex value. :param default: The default value to return if the color name is not found and the supplied value is not a valid hex color string. :return: RGB representation of the named color. :rtype: tuple

Randomizer

class mpf.core.randomizer.**Randomizer** (*items*)

Bases: object

Generic list randomizer.

Methods & Attributes

The Randomizer has the following methods & attributes available. Note that methods & attributes inherited from the base class are not included here.

get_current ()

Return current item.

get_next ()

Return next item.

loop

Return loop property.

static pick_weighted_random (*items*)

Pick a random item.

Parameters *items* – Items to select from

Timers

Utility Functions

class mpf.core.utility_functions.**Util**

Bases: object

Utility functions for MPF.

Methods & Attributes

The Utility Functions has the following methods & attributes available. Note that methods & attributes inherited from the base class are not included here.

static any (*futures: Iterable[_asyncio.Future], loop, timeout=None*)

Return first future.

static bin_str_to_hex_str (*source_int_str: str, num_chars: int*) → str

Convert binary string to hex string.

static cancel_futures (*futures: Iterable[_asyncio.Future]*)

Cancel futures.

static chunker (*l, n*)

Yield successive n-sized chunks from l.

static convert_to_simple_type (*value*)

Convert value to a simple type.

static convert_to_type (*value, type_name*)

Convert value to type.

static db_to_gain (*db: float*) → float

Convert a value in decibels (-inf to 0.0) to a gain (0.0 to 1.0).

Parameters *db* – The decibel value (float) to convert to a gain

Returns float.

static dict_merge (*a*, *b*, *combine_lists=True*) → dict
Recursively merge dictionaries.

Used to merge dictionaries of dictionaries, like when we're merging together the machine configuration files. This method is called recursively as it finds sub-dictionaries.

For example, in the traditional python dictionary update() methods, if a dictionary key exists in the original and merging-in dictionary, the new value will overwrite the old value.

Consider the following example:

Original dictionary: `config['foo']['bar'] = 1`

New dictionary we're merging in: `config['foo']['other_bar'] = 2`

Default python dictionary update() method would have the updated dictionary as this:

```
{'foo': {'other_bar': 2}}
```

This happens because the original dictionary which had the single key *bar* was overwritten by a new dictionary which has a single key *other_bar*.)

But really we want this:

```
{'foo': {'bar': 1, 'other_bar': 2}}
```

This code was based on this: <https://www.xormedia.com/recursively-merge-dictionaries-in-python/>

Parameters

- **a** (*dict*) – The first dictionary
- **b** (*dict*) – The second dictionary
- **combine_lists** (*bool*) – Controls whether lists should be combined (extended) or overwritten. Default is *True* which combines them.

Returns the merged dictionaries.

static event_config_to_dict (*config*) → dict
Convert event config to a dict.

static first (*futures: Iterable[_asyncio.Future]*, *loop*, *timeout=None*, *cancel_others=True*)
Return first future and cancel others.

static get_from_dict (*dic*, *key_path*)
Get a value from a nested dict (or dict-like object) from an iterable of key paths.

Parameters

- **dic** – Nested dict of dicts to get the value from.
- **key_path** – iterable of key paths

Returns the value from the dict.

This code came from here: <http://stackoverflow.com/questions/14692690/access-python-nested-dictionary-items-via-a-list-of-keys>

static get_named_list_from_objects (*switches*) → List[str]
Return a list of names from a list of switch objects.

static hex_string_to_int (*inputstring: str*, *maxvalue: int = 255*) → int
Take a string input of hex numbers and an integer.

Parameters

- **inputstring** – A string of incoming hex colors, like ffff00.
- **maxvalue** – Integer of the max value you'd like to return. Default is 255. (This is the real value of why this method exists.)

Returns integer representation of the hex string.

static hex_string_to_list (*input_string*, *output_length=3*) → List[int]

Take a string input of hex numbers and return a list of integers.

This always groups the hex string in twos, so an input of ffff00 will be returned as [255, 255, 0].

Parameters

- **input_string** – A string of incoming hex colors, like ffff00.
- **output_length** – Integer value of the number of items you'd like in your returned list. Default is 3. This method will ignore extra characters if the input_string is too long, and it will pad the left with zeros if the input string is too short.

Returns list of integers, like [255, 255, 0].

Raises ValueError if the input string contains non-hex chars.

static int_to_hex_string (*source_int: int*) → str

Convert an int from 0-255 to a one-byte (2 chars) hex string, with uppercase characters.

static is_hex_string (*string: str*) → bool

Return true if string is hex.

static is_power2 (*num: int*) → bool

Check a number to see if it's a power of two.

Parameters num – The number to check

Returns True or False.

static keys_to_lower (*source_dict*) → Union[dict, list]

Convert the keys of a dictionary to lowercase.

Parameters source_dict – The dictionary you want to convert.

Returns a dictionary with lowercase keys.

static list_of_lists (*incoming_string*)

Convert an incoming string or list into a list of lists.

static normalize_hex_string (*source_hex: str*, *num_chars: int = 2*) → str

Take an incoming hex value and convert it to uppercase and fills in leading zeros.

Parameters

- **source_hex** – Incoming source number. Can be any format.
- **num_chars** – Total number of characters that will be returned. Default is two.

Returns string, uppercase, zero padded to the num_chars.

Example usage: Send "c" as source_hex, returns "0C".

static power_to_on_off (*power: float*, *max_period: int = 20*) → Tuple[int, int]

Convert a float value to on/off times.

static pwm32_to_hex_string (*source_int: int*) → str

Convert a PWM32 value to hex.

static `pwm32_to_int` (*source_int: int*) → int
Convert a PWM32 value to int.

static `pwm8_to_hex_string` (*source_int: int*) → str
Convert an int to a PWM8 string.

static `pwm8_to_int` (*source_int: int*) → int
Convert a PWM8 value to int.

static `race` (*futures: Dict[_asyncio.Future, str], loop*)
Return key of first future and cancel others.

static `raise_exceptions` (*future: _asyncio.Future*) → None
Re-raise any error except CanceledError on this exception.

Use this with `add_done_callback` on any future which is not awaited directly to prevent swallowed exceptions.

static `set_in_dict` (*dic, key_path, value*)
Set a value in a nested dict-like object based on an iterable of nested keys.

Parameters

- **dic** – Nested dict of dicts to set the value in.
- **key_path** – Iterable of the path to the key of the value to set.
- **value** – Value to set.

static `string_to_class` (*class_string: str*) → Callable[[...], Any]
Convert a string like `mpf.core.events.EventManager` into a Python class.

Parameters `class_string` (*str*) – The input string

Returns a reference to the python class object.

This function came from here: <http://stackoverflow.com/questions/452969/does-python-have-an-equivalent-to-java-class-forname>

static `string_to_event_list` (*string: Union[str, List[str], None]*) → List[Any]
Convert a comma-separated and/or space-separated event string into a Python list if not already a list.

This version honors placeholders/templates for events.

Parameters `string` – The string you'd like to convert.

Returns a python list object containing whatever was between commas in the string.

static `string_to_gain` (*gain_string: str*) → float
Convert string to gain.

Decode a string containing either a gain value (0.0 to 1.0) or a decibel value (-inf to 0.0) into a gain value (0.0 to 1.0).

Parameters `gain_string` – The string to convert to a gain value

Returns float containing a gain value (0.0 to 1.0).

static `string_to_list` (*string: Union[str, List[str], None]*) → List[Any]
Convert a comma-separated string into a Python list if not already a list.

Parameters `string` – The string you'd like to convert.

Returns a python list object containing whatever was between commas in the string.

static string_to_ms (*time_string: str*) → int

Decode a string of real-world time into an int of milliseconds.

Example inputs:

200ms 2s None

If no “s” or “ms” is provided, this method assumes “milliseconds.”

If time is ‘None’ or a string of ‘None’, this method returns 0.

Returns an integer. The examples listed above return 200, 2000 and 0, respectively.

static string_to_secs (*time_string: str*) → float

Decode a string of real-world time into an float of seconds.

See ‘string_to_ms’ for a description of the time string.

data_manager

class mpf.core.data_manager.**DataManager** (*machine, name, min_wait_secs=1*)

Bases: mpf.core.mpf_controller.MpfController

Handles key value data loading and saving for the machine.

Methods & Attributes

The data_manager has the following methods & attributes available. Note that methods & attributes inherited from the base class are not included here.

configure_logging (*logger: str, console_level: str = 'basic', file_level: str = 'basic', url_base=None*)

Configure logging.

Parameters

- **logger** – The string name of the logger to use.
- **console_level** – The level of logging for the console. Valid options are “none”, “basic”, or “full”.
- **file_level** – The level of logging for the console. Valid options are “none”, “basic”, or “full”.
- **url_base** – Base URL for docs links in exceptions.

debug_log (*msg: str, *args, context=None, error_no=None, **kwargs*) → None

Log a message at the debug level.

Note that whether this message shows up in the console or log file is controlled by the settings used with `configure_logging()`.

error_log (*msg: str, *args, context=None, error_no=None, **kwargs*) → None

Log a message at the error level.

These messages will always be shown in the console and the log file.

format_log_line (*msg, context, error_no*) → str

Return a formatted log line with log link and context.

get_data (*section=None*)

Return the value of this DataManager's data.

Parameters **section** – Optional string name of a section (dictionary key) for the data you want returned. Default is None which returns the entire dictionary.

ignorable_runtime_exception (*msg: str*) → None

Handle ignorable runtime exception.

During development or tests raise an exception for easier debugging. Log an error during production.

info_log (*msg: str, *args, context=None, error_no=None, **kwargs*) → None

Log a message at the info level.

Whether this message shows up in the console or log file is controlled by the settings used with `configure_logging()`.

raise_config_error (*msg, error_no, *, context=None*) → NoReturn

Raise a ConfigFileError exception.

save_all (*data*)

Update all data.

warning_log (*msg: str, *args, context=None, error_no=None, **kwargs*) → None

Log a message at the warning level.

These messages will always be shown in the console and the log file.

delay_manager

class `mpf.core.delays.DelayManager` (*machine: MachineController*)

Bases: `mpf.core.mpf_controller.MpfController`

Handles delays for one object.

By default, a machine-wide instance is created and available via `self.machine.delay`.

Individual modes also have Delay Managers which can be accessed in mode code via `self.delay`. (Delays in mode-based delay managers are automatically removed when the mode stops.)

Methods & Attributes

The `delay_manager` has the following methods & attributes available. Note that methods & attributes inherited from the base class are not included here.

add (*ms: int, callback: Callable[[...], None], name: str = None, **kwargs*) → str

Add a delay.

Parameters

- **ms** – The number of milliseconds you want this delay to be for.
- **callback** – The method that is called when this delay ends.
- **name** – String name of this delay. This name is arbitrary and only used to identify the delay later if you want to remove or change it. If you don't provide it, a UUID4 name will be created.
- ****kwargs** – Any other (optional) kwarg pairs you pass will be passed along as kwargs to the callback method.

Returns string name or UUID4 of the delay which you can use to remove it later.

add_if_doesnt_exist (*ms: int, callback: Callable[[...], None], name: str, **kwargs*) → str
Add a delay only if a delay with that name doesn't exist already.

Parameters

- **ms** – Int of the number of milliseconds you want this delay to be for.
- **callback** – The method that is called when this delay ends.
- **name** – String name of this delay. This name is arbitrary and only used to identify the delay later if you want to remove or change it.
- ****kwargs** – Any other (optional) kwarg pairs you pass will be passed along as kwargs to the callback method.

Returns string name of the delay which you can use to remove it later.

check (*delay: str*) → bool
Check to see if a delay exists.

Parameters delay – A string of the delay you're checking for.

Returns true if the delay exists. False otherwise.

clear () → None
Remove (clear) all the delays associated with this DelayManager.

configure_logging (*logger: str, console_level: str = 'basic', file_level: str = 'basic', url_base=None*)
Configure logging.

Parameters

- **logger** – The string name of the logger to use.
- **console_level** – The level of logging for the console. Valid options are “none”, “basic”, or “full”.
- **file_level** – The level of logging for the console. Valid options are “none”, “basic”, or “full”.
- **url_base** – Base URL for docs links in exceptions.

debug_log (*msg: str, *args, context=None, error_no=None, **kwargs*) → None
Log a message at the debug level.

Note that whether this message shows up in the console or log file is controlled by the settings used with `configure_logging()`.

error_log (*msg: str, *args, context=None, error_no=None, **kwargs*) → None
Log a message at the error level.

These messages will always be shown in the console and the log file.

format_log_line (*msg, context, error_no*) → str
Return a formatted log line with log link and context.

ignorable_runtime_exception (*msg: str*) → None
Handle ignorable runtime exception.

During development or tests raise an exception for easier debugging. Log an error during production.

info_log (*msg: str, *args, context=None, error_no=None, **kwargs*) → None
Log a message at the info level.

Whether this message shows up in the console or log file is controlled by the settings used with `configure_logging()`.

raise_config_error (*msg*, *error_no*, *, *context=None*) → NoReturn

Raise a `ConfigFileError` exception.

remove (*name: str*)

Remove a delay by name.

Removing a delay prevents the callback from being called and cancels the delay.

Parameters **name** – String name of the delay you want to remove. If there is no delay with this name, that's ok. Nothing happens.

reset (*ms: int*, *callback: Callable[[...], None]*, *name: str*, ***kwargs*) → str

Reset a delay.

Resetting will first delete the existing delay (if it exists) and then add new delay with the new settings. If the delay does not exist, that's ok, and this method is essentially the same as just adding a delay with this name.

Parameters

- **ms** – The number of milliseconds you want this delay to be for.
- **callback** – The method that is called when this delay ends.
- **name** – String name of this delay. This name is arbitrary and only used to identify the delay later if you want to remove or change it. If you don't provide it, a UUID4 name will be created.
- ****kwargs** – Any other (optional) kwarg pairs you pass will be passed along as kwargs to the callback method.

Returns string name or UUID4 of the delay which you can use to remove it later.

run_now (*name: str*)

Run a delay callback now instead of waiting until its time comes.

This will cancel the future running of the delay callback.

Parameters **name** – Name of the delay to run. If this name is not an active delay, that's fine. Nothing happens.

warning_log (*msg: str*, **args*, *context=None*, *error_no=None*, ***kwargs*) → None

Log a message at the warning level.

These messages will always be shown in the console and the log file.

delay_manager_registry

8.4 Common functions to use in your code

- *Machine Variables in Code*
- *Player Variables in Code*

8.4.1 Machine Variables in Code

You can use machine variables by calling into the MPF machine.

```
# read machine variable
print(self.machine.variables.get_machine_var("my_variable"))

# configure variable to persist to disk and expire after 1 day (optional)
# alternatively you can also use "machine_vars" in config to achieve the same
self.machine.variables.configure_machine_var("my_variable", persist=True, expire_
→secs=86400)

# set a variable
self.machine.variables.set_machine_var("my_variable", 17)
```

8.4.2 Player Variables in Code

Player variables are only accessible when a game is running. Be prepared that the current player may change in a multiplayer game.

Inside a (game) mode you can access the current player using `self.player`. Alternatively, you can use `self.machine.game.player` but be aware that both `self.machine.game` and `self.machine.game.player` may be `None`.

You can use player variables like this:

```
player = self.machine.game.player # do not persist the player because it may change
                                  # alternatively use self.player in modes

if not player:
    return # do something reasonable here but do not crash in the next line

# read player variable
print(player["my_variable"])

# set a variable
player["my_variable"] = 17
```

8.5 Automated Testing

The MPF dev team are strong believers in automated testing, and we use a [test-driven development \(TDD\)](#) process for developing MPF itself. (At the time of this writing, there are over 800 unit tests for MPF and MPF-MC, each which contain dozens of individual tests.)

We have extended Python's built-in unittest `TestCase` class for MPF-specific tests, including mocking critical internal elements and adding assertion methods for MPF features.

You can run built-in tests to test MPF itself or extend them if you think you found a bug or if you're adding features to MPF. We have also built `TestCase` classes you can use to write unittests for your own machine. Read on for details:

8.5.1 How to run MPF unittests

Once MPF is installed, you can run some automated tests to make sure that everything is working. To do this, open a command prompt, and then type the following command and then press <enter>:

```
python3 -m unittest discover mpf/tests
```

When you do this, you should see a bunch of dots on the screen (one for each test that's run), and then when it's done, you should see a message showing how many tests were run and that they were successful. The whole process should take less a minute or so.

(If you see any messages about some tests taking more than 0.5s, that's ok.)

The important thing is that when the tests are done, you should have a message like this:

```
Ran 587 tests in 27.121s
OK
C:\>
```

Note that the number of tests is changing all the time, so it probably won't be exactly 587. And also the time they took to run will be different depending on how fast your computer is.

These tests are the actual tests that the developers of MPF use to test MPF itself. We wrote all these tests to make sure that updates and changes we add to MPF don't break things. :) So if these tests pass, you know your MPF installation is solid.

Remember though that MPF is actually two separate parts, the MPF game engine and the MPF media controller. The command you run just tested the game engine, so now let's test the media controller. To do this, run the following command (basically the same thing as last time but with an "mc" added to the end, like this):

```
python3 -m unittest discover mpfmc/tests
```

(Note that `mpfmc` does not have a dash in it, like it did when you installed it via *pip*.)

When you run the MPF-MC tests, you should see a graphical window pop up on the screen, and many of the tests will put graphics and words in that window. Also, some of the tests include audio, so if your speakers are on you should hear some sounds at some point.

These tests take significantly longer (maybe 8x) than the MPF tests, but when they're done, that graphical window should close, and you'll see all the dots in your command window and a note that all the tests were successful.

Notes about the MPF-MC tests:

- These tests create a window on the screen and then just re-use the same window for all tests (to save time). So don't worry if it looks like the window content is scaled weird or blurry or doesn't fill the entire window.
- Many of these tests are used to test internal workings of the media controller itself, so there will be lots of time when the pop up window is blank or appears frozen since the tests are testing non-visual things.
- The animation and transition tests include testing functionality to stop, restart, pause, and skip frames. So if things look "jerky" in the tests, don't worry, that doesn't mean your computer is slow, it's just how the tests work! :)

8.5.2 Writing Unit Tests for MPF

todo

8.5.3 Writing Custom Tests for your Machine

As we already mentioned, the creators of MPF are HUGE believers in the value of automated testing. To that end, MPF includes everything you need to write automated tests that test the logical functionality of your machine. These tests are extremely valuable *even if your game is just based on config files*.

For example, you can write a test that simulates starting a game, launching a ball, hitting a sequence of switches, and then verifying that a certain mode is running, or a light is the right color, or an achievement group is in the proper state, etc. Then you can advance the time to timeout a mode and verify that the mode as stopped, etc, etc.

When you first start building your MPF config, you might think, “What’s the point?”... especially with some of the more simple tests. However your MPF config files will get complex pretty quickly, and often times you’ll think you have some mode done and working perfectly, but then a month later you change something that seems unrelated which ends up breaking it. Unfortunately this usually happens without you knowing it, and by the time you realize that something broke, more times has passed and it’s hard to figure out what broke what.

So this is where unit tests come in! :)

If you write simple unit tests that test each new thing you add to an MPF config file, then over time you’ll end up with a huge library of tests for your game. If you get in the habit of running your tests often, then you’ll know right away if a change that you made broke something. (And you’ll also know when everything is ok when all your tests pass again!)

Tutorial for writing your own tests

We have a complete tutorial which walks you through writing tests for your own machine. This tutorial conveniently follows the general MPF tutorial at docs.missionpinball.org. Each step here matches the step with the same number there. (Just make sure you’ll looking at the same version of the documentation in both places.)

In the general MPF tutorial, each step builds on the previous to add more features to the config files for the tutorial project. In the unit test tutorial (what you’re reading here), each step shows you how to write the unit tests which test the new features you just added to the tutorial machine.

You can follow along and learn here:

Testing Tutorial Step 1. Installing MPF

[Step 1 of the MPF Tutorial](#) is just about getting MPF installed, so there’s nothing to do yet for testing. Really we just include Step 1 here because if we didn’t it would be confusing as to why the tutorial starts on Step 2. :)

Note that if you download the [MPF Example repo](#), the tutorial folder in there which contains all the complete tutorial files for every step also includes test folders with all the complete tests.

Testing Tutorial Step 2. Create your machine folder

[Step 2 of the MPF Tutorial](#) is where you create your machine folder and get MPF up and running with an empty config. Since it ends with MPF running and the attract mode being active, we can actually write a test for it!

Here are the steps to take:

1. Create a “tests” folder in your machine folder

First, create a folder called `tests` in your machine folder. This would be alongside the other folders in there, which will be “config” (created in the MPF tutorial), as well as “logs” and “data” which were created automatically by MPF the first time it ran.

2. Add an empty “__init__.py” file

Next, inside your new `tests` folder, create a blank file called `__init__.py`. (That’s two underscores, then the word “init”, then two more underscores, then “.py”.) This file should be totally blank. (It just needs to exist.) This file is needed to let the Python test runner find and load the tests from this folder.

3. Add a test file

Next you need to add a Python file which actually holds your tests. You can name this file whatever you want as long as it starts with “test”. (The reason for starting it with “test” is also so that the Python test runner knows that this file contains tests, allowing it to automatically find and run tests from it.)

For now let’s call it `test_step_2.py`.

Open that file and add the following lines to it: (If you are interested in what all this means, then read on below the file. Otherwise you can skip down to Step 4.)

So what’s this file actually doing?

The import line just imports the base class we use for MPF machine tests. (More details on that is covered in the [Testing Class API page](#)).

Our specific class name `TestTutorialMachine` can be whatever you want. Again just make sure it starts with “Test” in order for the test runner to find out.

Our specific method is called `test_step_2_mpf_startup()`. (Also it has to start with “test”). When the tests are run each method represents a separate “run” of MPF. The test runner will start up MPF and get it all up and running, and then it will move through the code in the test method, then it will cleanly shut down MPF when it’s done. If there are multiple test methods, then the test running will start and stop MPF multiple times. The key is that each test method is run against a “fresh” MPF copy.

These test methods will also load the machine config files (just like if the command `mpf` was run the regular way).

Anyway, in our test method, we have the only actual line that does anything:

```
self.assertModeRunning('attract')
```

This just tests (“asserts”) that a mode called “attract” is running. There are all sorts of MPF-specific assertion methods which we’ll cover in later steps of this tutorial.

4. Run your test

You can run your tests via the command prompt from your machine folder. (In other words, the same place where you run `mpf` to run your machine.)

The exact command to run is `python -m unittest`. This should produce output similar to the following:


```
C:\pinball\your_machine>python -m unittest
C:\Python34\lib\imp.py:32: PendingDeprecationWarning: the imp module is deprecated in
↳favour of importlib; see the module's documentation for alternative uses
  PendingDeprecationWarning)
.
-----
Ran 1 test in 0.734s

OK

C:\pinball\your_machine>
```

That warning about the deprecation can be ignored (if you even have it.. you might not). The important thing is the message towards the bottom: “Ran 1 test in 0.734s” and the “OK” below it. That means your test passed!

5. Check out a failed test

When you’re writing unit tests, you’ll end up dealing with failed tests a lot! So let’s purposefully change the test so it fails. In this case, change the line which asserts a mode called “attract” is running to look for a mode called “foo” instead, like this:

```
self.assertModeRunning('foo')
```

Save the file and rerun the tests and you should see results like this:

```
C:\pinball\your_machine>python -m unittest
C:\Python34\lib\imp.py:32: PendingDeprecationWarning: the imp module is deprecated in
↳favour of importlib; see the module's documentation for alternative uses
  PendingDeprecationWarning)
F
=====
FAIL: test_mpf_starts (tests.test_step_2.TestTutorialMachine)
Tests Step 2 of the tutorial
-----
Traceback (most recent call last):
  File "C:\pinball\your_machine\tests\test_step_2.py", line 18, in test_mpf_starts
    self.assertModeRunning('foo')
  File "C:\Python34\lib\site-packages\mpf\tests\MpfTestCase.py", line 576, in
↳assertModeRunning
    raise AssertionError("Mode {} not known.".format(mode_name))
AssertionError: Mode foo not known.
-----
Ran 1 test in 0.594s

FAILED (failures=1)

C:\pinball\your_machine>
```

Note that we see the test run failed, with one failure, and that we can scroll up and see the specific name of the test that failed along with the line that failed, and information about the failure. (In this case it tells us that the mode “foo” is not known.)

So to get this test to work, you either need to change your MPF config to start a mode called “foo”, or you need to change the test back to looking for a mode called “attract”. :)

What if it didn't work?

If the unit tests don't work for you, there are a few things you can try.

If you get some kind of loading error or config error, make sure you're running `python -m unittest` from your machine folder (not from the "tests" folder).

If you get a message about 0 tests run, make sure you have that empty `__init__.py` in your tests folder.

And if you get some weird error that you can't figure out, then post a message to the [MPF Google Group](#).

8.5.4 Fuzz Testing

todo

8.6 Extending MPF

These guides explain how to setup a dev environment for extending and adding to MPF itself, and how to add various components to MPF.

8.6.1 Setting up your MPF Dev Environment

If you want to work on the core MPF or MPF-MC code, you have to install MPF and MPF-MC a bit differently than the normal process.

Why? Because normally when you install MPF and MPF-MC via *pip*, they get installed as Python packages into your `Python/Lib/site-packages` folder, and that location is not too conducive to editing MPF source code since it's in a deep random location. Also, if you ever ran *pip* again to update your MPF installation, you would potentially overwrite any changes you made.

Instead, you need to install MPF and MPF-MC in "developer" (also known as "editable") mode. This mode will let you run MPF and MPF-MC from the folder of your choice, and will allow code changes or additions you make to be immediately available whenever you run MPF.

1. Install a git client

MPF is cross-platform and runs the same on Mac, Windows, or Linux. So any changes or additions you make should work on all platforms.

If you're on Windows or Mac, the easiest way to get a git client installed is to use the [GitHub Desktop app](#). This app will also install the git command line tools.

2. Clone the MPF and/or MPF-MC repo(s)

Clone the mpf repository and its submodules :

```
git clone --recursive https://github.com/missionpinball/mpf.git
```

Same thing for the mpf-mc repository :

```
git clone --recursive https://github.com/missionpinball/mpf-mc.git
```

If you're using the GitHub Desktop app, you can also browse to the repos on GitHub and click the green "Clone or Download" button, and then click the "Open in Desktop" link. That will pop up a box that prompts you to pick a folder for the local codebase.

Then inside that folder, you'll end up with an `mpf` folder for MPF and `mpf-mc` folder for MPF-MC.

3. Install MPF / MPF-MC in "developer" mode

Create a "virtualenv" for your MPF development in a `mpf-env` directory (Note : if you don't have virtualenv installed, you can get it via pip by running `pip3 install virtualenv`).

Using virtualenv lets you keep all the other Python packages MPF needs (`pyserial`, `pyyaml`, `kivy`, etc.) together in a "virtual" environment that you'll use for MPF and helps keep everything in your Python environment cleaner in general.

Create a new virtualenv called "mpf-venv" (or whatever you want to name it) like this:

```
virtualenv -p python3 mpf-venv
```

Then enter the newly-created virtualenv:

```
source mpf-venv/bin/activate
```

On Macs, you will need to uninstall and reinstall kivy in the the virtual envirment to avoid ambiguous kivy library errors.

```
1) pip uninstall kivy
2) pip install kivy --no-binary :all:
```

Each time you'll work with your MPF development version you'll have to switch to this environment.

```
source mpf-venv/bin/activate
```

Note: in this environment, thanks to the "-p python3" option of virtualenv, the version of Python and pip is 3.x automatically.

Next you'll install MPF and MPF-MC. This is pretty much like a regular install, except that you'll also use the `-e` command line option which means these packages will be installed in "editable" mode.

Install `mpf` and `mpf-mc` like this:

```
pip install -e mpf
pip install -e mpf-mc
```

You should now be done, and you can verify that everything is installed properly via:

```
mpf --version
```

Note : you could also install `mpf` and `mpf-mc` in your global environment using `sudo pip3 install -e mpf` and `sudo pip3 install -e mpf-mc`, or in your user environment using `pip3 install --user -e mpf` and `pip3 install --user -e mpf-mc`.

4. Make your changes

Be sure to add your name to the AUTHORS file in the root of the MPF or MPF-MC repo!

5. Write / update unit tests

We make heavy use of unit tests to ensure that future changes don't break existing functionality. So write new unit tests to cover whatever you just wrote, and be sure to rerun all the unit tests to make sure your changes or additions didn't break anything else.

More information on creating and running MPF unit tests is [here](#).

6. Submit a pull request

If your change fixes an open issue, reference that issue number in the comments, like "fixes #123".

8.6.2 Writing Plugins for MPF

todo

8.6.3 Developing your own hardware interface for MPF

todo

8.6.4 Annotating events for MPF docs

You usually write the following to post an event in code:

```
# this event is posted when something awesome happens
self.machine.events.post("your_awesome_event", reason=what_happened)
```

This will work. However, nobody will know about your shiny new event. Therefore, we want to document it for our users. Since it would be duplicate work to document the event in code and in the docs, we use a custom docblock annotation:

```
self.machine.events.post("your_awesome_event", reason=what_happened)
'''event: your_awesome_event

desc: This event is posted when something awesome happens. We suggest that
you play a loud sound and show some flashy slides when this happens.

args:
  reason: The reason for this awesomeness is stated here.
'''
```

The event will be automatically added to the [event](#) reference on the next update of the documentation.

8.7 BCP Protocol Specification

This document describes the Backbox Control Protocol, (or “BCP”), a simple, fast protocol for communications between an implementation of a pinball game controller and a multimedia controller.

Note: BCP is how the MPF core engine and the MPF media controller communicate.

BCP transmits semantically relevant information and attempts to isolate specific behaviors and identifiers on both sides. i.e., the pin controller is responsible for telling the media controller “start multiball mode”. The pin controller doesn’t care what the media controller does with that information, and the media controller doesn’t care what happened on the pin controller that caused the multiball mode to start.

BCP is versioned to prevent conflicts. Future versions of the BCP will be designed to be backward compatible to every degree possible. The reference implementation uses a raw TCP socket for communication. On localhost the latency is usually sub-millisecond and on LANs it is under 10 milliseconds. That means that the effect of messages is generally under 1/100th of a second, which should be considered instantaneous from the perspective of human perception.

It is important to note that this document specifies the details of the protocol itself, not necessarily the behaviors of any specific implementations it connects. Thus, there won’t be details about fonts or sounds or images or videos or shaders here; those are up to specific implementation being driven.

Warning: Since the pin controller and media controller are both state machines synchronized through the use of commands, it is possible for the programmer to inadvertently set up infinite loops. These can be halted with the “reset” command or “hello” described below.

8.7.1 Background

While the BCP protocol was created as part of the MPF project, the intention is that BCP is an open protocol that could connect *any* pinball controller to *any* media controller.

8.7.2 Protocol Format

- Commands are human-readable text in a format similar to URLs, e.g. `command?parameter1=value¶meter2=value`
- Command characters are encoded with the utf-8 character encoding. This allows ad-hoc text for languages that use characters past ASCII-7 bit, such as Japanese Kanji.
- Command and parameter names are whitespace-trimmed on both ends by the recipient
- Commands are case-insensitive
- Parameters are optional. If present, a question mark separates the command from its parameters
- Parameters are in the format `name=value`
- Parameter names are case-insensitive
- Parameter values are case-sensitive
- Simple parameter values are prefixed with a string that indicates their data type: (`int:`, `float:`, `bool:`, `NoneType:`). For example, the integer 5 would appear in the command string as `int:5`.
- When a command includes one or more complex value types (list or dict) all parameters are encoded using JSON and the resulting encoded value is assigned to the `json:` parameter.

- Parameters are separated by an ampersand (&)
- Parameter names and their values are escaped using percent encoding as necessary; ([details here](#)).
- Commands are terminated by a line feed character (`\n`). Carriage return characters (`\r`) should be tolerated but are not significant.
- A blank line (no command) is ignored
- Commands beginning with a hash character (#) are ignored
- If a command passes unknown parameters, the recipient should ignore them.
- The pinball controller and the media controller must be resilient to network problems; if a connection is lost, it can simply re-open it to resume operation. There is no requirement to buffer unsendable commands to transmit on reconnection.
- Once initial handshaking has completed on the first connection, subsequent re-connects do not have to handshake again.
- An unrecognized command results in an error response with the message “unknown command”

In all commands referenced below, the `\n` terminator is implicit. Some characters in parameters such as spaces would really be encoded as `%20` (space) in operation, but are left unencoded here for clarity.

8.7.3 Initial Handshake

When a connection is initially established, the pinball controller transmits the following command:

```
hello?version=1.0
```

... where *1.0* is the version of the Backbox protocol it wants to speak. The media controller may reply with one of two responses:

```
hello?version=1.0
```

... indicating that it can speak the protocol version named, and reporting the version it speaks, or

```
error?message=unknown protocol version
```

... indicating that it cannot. How the pin controller handles this situation is implementation-dependent.

8.7.4 BCP commands

The following BCP commands have been defined (and implemented) in MPF:

ball_end (BCP command)

Indicates the ball has ended. Note that this does not necessarily mean that the next player’s turn will start, as this player may have an extra ball which means they’ll shoot again.

Origin

Pin controller

Parameters

None

Response

None

ball_start (BCP command)

Indicates a new ball has started. It passes the player number (1, 2, etc.) and the ball number as parameters. This command will be sent every time a ball starts, even if the same player is shooting again after an extra ball.

Origin

Pin controller

Parameters

player_num

Type: int

The player number.

ball

Type: int

The ball number.

Response

None

device (BCP command)

Origin

Pin controller or media controller

Parameters

type

Type: `string`

The type/class of device (ex: coil).

name

Type: `string`

The name of the device.

changes

Type: `tuple` (attribute name, old value, new value)

The change to the device state.

state

Type: varies (depending upon device type)

The device state.

Response

None

error (BCP command)

This is a command used to convey error messages back to the origin of a command.

Origin

Pin controller or media controller

Parameters

message

Type: `string`

The error message.

command

Type: `string`

The command that was invalid and caused the error.

Response

None

goodbye (BCP command)

Lets one side tell the other than it's shutting down.

Origin

Pin controller or media controller

Parameters

None

Response

None

hello (BCP command)

This is the initial handshake command upon first connection. It sends the BCP protocol version that the origin controller speaks.

Origin

Pin controller or media controller

Parameters

version

Type: `string`

The BCP communication specification version implemented in the controller (ex: 1.0).

controller_name

Type: `string`

The name of the controller (ex: Mission Pinball Framework).

controller_version

Type: `string`

The version of the controller (ex: 0.33.0).

Response

When received by the media controller, this command automatically triggers a hard “reset”. If the pin controller is sending this command, the media controller will respond with either its own “hello” command, or the error “unknown protocol version.” The pin controller should never respond to this command when it receives it from the media controller; that would trigger an infinite loop.

machine_variable (BCP command)

This is a generic “catch all” which sends machine variables to the media controller any time they change. Machine variables are like player variables, except they’re maintained machine-wide instead of per-player or per-game. Since the pin controller will most likely track hundreds of variables (with many being internal things that the media controller doesn’t care about), it’s recommended that the pin controller has a way to filter which machine variables are sent to the media controller.

Origin

Pin controller

Parameters

name

Type: `string`

This is the name of the machine variable.

value

Type: Varies depending upon the variable type.

This is the new value of the machine variable.

prev_value

Type: Varies depending upon the variable type.

This is the previous value of the machine variable.

change

Type: Varies depending upon the variable type.

If the machine variable just changed, this will be the amount of the change. If it's not possible to determine a numeric change (for example, if this machine variable is a string), then this *change* value will be set to the boolean *True*.

Response

None

mode_start (BCP command)

A game mode has just started. The mode is passed via the name parameter, and the mode's priority is passed as an integer via the priority.

Origin

Pin controller

Parameters

name

Type: `string`

The mode name.

priority

Type: `int`

The mode priority.

Response

None

mode_stop (BCP command)

Indicates the mode has stopped.

Origin

Pin controller

Parameters

name

Type: `string`

The mode name.

Response

None

monitor_start (BCP command)

New in version 0.33.

Request from the media controller to the pin controller to begin monitoring events in the specified category. Events will not be automatically sent to the media controller from the pin controller via BCP unless they are requested using the `monitor_start` or `register_trigger` commands.

Origin

Media controller

Parameters

category

Single string value, type: one of the following options: `events`, `devices`, `machine_vars`, `player_vars`, `switches`, `modes`, `ball`, or `timer`.

The value of `category` determines the category of events to begin monitoring. Options for `category` are:

- `events` - All events in the pin controller
- `devices` - All device state changes
- `machine_vars` - All machine variable changes
- `player_vars` - All player variable changes
- `switches` - All switch state changes

- `modes` - All mode events (start, stop)
- `core_events` - Core MPF events (ball handling, player turn, etc.)

Response

None

monitor_stop (BCP command)

New in version 0.33.

Request from the media controller to the pin controller to stop monitoring events in the specified category. Once a monitor has been started, events will continue to be automatically sent to the media controller from the pin controller via BCP until they are stopped using the `monitor_stop` or `remove_trigger` commands.

Origin

Media controller

Parameters

category

Single string value, type: one of the following options: `events`, `devices`, `machine_vars`, `player_vars`, `switches`, `modes`, `ball`, or `timer`.

The value of `category` determines the category of events to stop monitoring. Options for `category` are:

- `events` - All events in the pin controller
- `devices` - All device state changes
- `machine_vars` - All machine variable changes
- `player_vars` - All player variable changes
- `switches` - All switch state changes
- `modes` - All mode events (start, stop)
- `core_events` - Core MPF events (ball handling, player turn, etc.)

Response

None

player_added (BCP command)

A player has just been added, with the player number passed via the `player_num` parameter. Typically these commands only occur during Ball 1.

Origin

Pin controller

Parameters

player_num

Type: `int`

The player number just added.

Response

None

player_turn_start (BCP command)

A new player's turn has begun. If a player has an extra ball, this command will *not* be sent between balls. However, a new *ball_start* command will be sent when the same player's additional balls start.

Origin

Pin controller

Parameters

player_num

Type: `int`

The player number.

Response

None

player_variable (BCP command)

This is a generic “catch all” which sends player-specific variables to the media controller any time they change. Since the pin controller will most likely track hundreds of variables per player (with many being internal things that the media controller doesn't care about), it's recommended that the pin controller has a way to filter which player variables are sent to the media controller. Also note the parameter *player_num* indicates which player this variable is for (starting with 1 for the first player). While it's usually the case that the *player_variable* command will be sent for the player whose turn it is, that's not always the case. (For example, when a second player is added during the first player's ball,

the second player's default variables will be initialized at 0 and a *player_variable* event for player 2 will be sent even though player 1 is up.

Origin

Pin controller

Parameters

name

Type: `string`

This is the name of the player variable.

player_num

Type: `int`

This is the player number the variable is for (starting with 1 for the first player).

value

Type: Varies depending upon the variable type.

This is the new value of the player variable.

prev_value

Type: Varies depending upon the variable type.

This is the previous value of the player variable.

change

Type: Varies depending upon the variable type.

If the player variable just changed, this will be the amount of the change. If it's not possible to determine a numeric change (for example, if this player variable is a string), then this *change* value will be set to the boolean *True*.

Response

None

register_trigger (BCP command)

Request from the media controller to the pin controller to register an event name as a trigger so it will be sent via BCP to the media controller whenever the event is posted in MPF.

Origin

Media controller

Parameters

event

Type: `string`

This is the name of the trigger event to register with the pin controller.

Response

None

remove_trigger (BCP command)

New in version 0.33.

Request from the media controller to the pin controller to cancel/deregister an event name as a trigger so it will no longer be sent via BCP to the media controller whenever the event is posted in MPF.

Origin

Media controller

Parameters

event

Type: `string`

This is the name of the trigger event to cancel/deregister with the pin controller.

Response

None

reset (BCP command)

This command notifies the media controller that the pin controller is in the process of performing a reset. If necessary, the media controller should perform its own reset process. The media controller *must* respond with a *reset_complete* command when finished.

Origin

Pin controller

Parameters

None

Response

reset_complete when reset process has finished

reset_complete (BCP command)

This command notifies the pin controller that reset process is now complete. It *must* be sent in response to receiving a *reset* command.

Origin

Media controller

Parameters

None

Response

None

switch (BCP command)

Indicates that the other side should process the changed state of a switch. When sent from the media controller to the pin controller, this is typically used to implement a virtual keyboard interface via the media controller (where the player can activate pinball machine switches via keyboard keys for testing). For example, for the media controller to tell the pin controller that the player just pushed the start button, the command would be:

```
switch?name=start&state=1
```

followed very quickly by

```
switch?name=start&state=0
```

When sent from the pin controller to the media controller, this is used to send switch inputs to things like video modes, high score name entry, and service menu navigation. Note that the pin controller should not send the state of every switch change at all times, as the media controller doesn't need it and that would add lots of unnecessary commands. Instead the pin controller should only send switches based on some mode of operation that needs them. (For example, when the video mode starts, the pin controller would start sending the switch states of the flipper buttons, and when the video mode ends, it would stop.)

Origin

Pin controller or media controller

Parameters

name

Type: `string`

This is the name of the switch.

state

Type: `int`

The new switch state: *1* for active, and *0* for inactive.

Response

None

trigger (BCP command)

This command allows the one side to trigger the other side to do something. For example, the pin controller might send trigger commands to tell the media controller to start shows, play sound effects, or update the display. The media controller might send a trigger to the pin controller to flash the strobes at the down beat of a music track or to pulse the knocker in concert with a replay show.

Origin

Pin controller or media controller

Parameters

name

Type: `string`

This is the name of the trigger.

Note: Trigger messages may contain any additional parameters as needed by the application.

Response

Varies

8.8 Method & Class Index

A

- mpf.platforms.system11.System11OverlayPlatform attribute), 160
mpf.platforms.system11.System11OverlayPlatform attribute), 160
Accelerometer (class in *mpf.devices.accelerometer*), 51
accept_connection() (*mpf.tests.MpfBcpTestCase.MockBcpClient* method), 174
Accrual (class in *mpf.devices.logic_blocks*), 52
Achievement (class in *mpf.devices.achievement*), 55
AchievementGroup (class in *mpf.devices.achievement_group*), 53
activate() (*mpf.devices.diverter.Diverter* method), 69
active (*mpf.core.mode.Mode* attribute), 233
active (*mpf.modes.attract.code.attract.Attract* attribute), 113
active (*mpf.modes.bonus.code.bonus.Bonus* attribute), 116
active (*mpf.modes.carousel.code.carousel.Carousel* attribute), 118
active (*mpf.modes.credits.code.credits.Credits* attribute), 121
active (*mpf.modes.game.code.game.Game* attribute), 123
active (*mpf.modes.high_score.code.high_score.HighScore* attribute), 127
active (*mpf.modes.match.code.match.Match* attribute), 129
active (*mpf.modes.service.code.service.Service* attribute), 131
active (*mpf.modes.tilt.code.tilt.Tilt* attribute), 134
active_sequences (*mpf.devices.shot.Shot* attribute), 104
add() (*mpf.core.delays.DelayManager* method), 246
add() (*mpf.devices.timer.Timer* method), 110
add_a_ball() (*mpf.devices.multiball.Multiball* method), 89
add_async_handler() (*mpf.core.events.EventManager* method), 33
add_ball() (*mpf.devices.playfield.Playfield* method), 91
add_ball_to_device() (*mpf.platforms.smart_virtual.SmartVirtualHardwarePlatform* method), 155
add_captured_ball() (*mpf.core.ball_controller.BallController* method), 30
add_color() (*mpf.core.rgb_color.RGBColor* static method), 239
add_color() (*mpf.core.rgba_color.RGBAColor* static method), 237
add_crash_handler() (*mpf.core.machine.MachineController* method), 38
add_crash_handler() (*mpf.tests.MpfTestCase.TestMachineController* method), 227
add_credit() (*mpf.modes.credits.code.credits.Credits* method), 121
add_handler() (*mpf.core.events.EventManager* method), 33
add_handler() (*mpf.devices.switch.Switch* method), 108
add_if_doesnt_exist() (*mpf.core.delays.DelayManager* method), 247
add_incoming_ball() (*mpf.devices.ball_device.ball_device.BallDevice* method), 58
add_incoming_ball() (*mpf.devices.playfield.Playfield* method), 91
add_missing_balls() (*mpf.devices.playfield.Playfield* method), 91

`add_mode_event_handler()` (*mpf.core.mode.Mode* method), 233
`add_mode_event_handler()` (*mpf.modes.attract.code.attract.Attract* method), 113
`add_mode_event_handler()` (*mpf.modes.bonus.code.bonus.Bonus* method), 116
`add_mode_event_handler()` (*mpf.modes.carousel.code.carousel.Carousel* method), 118
`add_mode_event_handler()` (*mpf.modes.credits.code.credits.Credits* method), 121
`add_mode_event_handler()` (*mpf.modes.game.code.game.Game* method), 123
`add_mode_event_handler()` (*mpf.modes.high_score.code.high_score.HighScore* method), 127
`add_mode_event_handler()` (*mpf.modes.match.code.match.Match* method), 129
`add_mode_event_handler()` (*mpf.modes.service.code.service.Service* method), 131
`add_mode_event_handler()` (*mpf.modes.tilt.code.tilt.Tilt* method), 134
`add_monitor()` (*mpf.core.switch_controller.SwitchController* method), 46
`add_platform()` (*mpf.core.machine.MachineController* method), 38
`add_platform()` (*mpf.tests.MpfTestCase.TestMachineController* method), 227
`add_player()` (*mpf.tests.MpfFakeGameTestCase.MpfFakeGameTestCase* method), 185
`add_player()` (*mpf.tests.MpfGameTestCase.MpfGameTestCase* method), 196
`add_setting()` (*mpf.core.settings_controller.SettingsController* method), 45
`add_switch_handler()` (*mpf.core.switch_controller.SwitchController* method), 46
`add_switch_handler_obj()` (*mpf.core.switch_controller.SwitchController* method), 46
`add_text()` (*mpf.devices.segment_display.SegmentDisplay* method), 97
`add_to_bank()` (*mpf.devices.drop_target.DropTarget* method), 72
`add_to_config_validator()` (*mpf.tests.MpfBcpTestCase.MpfBcpTestCase* static method), 175
`add_to_config_validator()` (*mpf.tests.MpfFakeGameTestCase.MpfFakeGameTestCase* static method), 185
`add_to_config_validator()` (*mpf.tests.MpfGameTestCase.MpfGameTestCase* static method), 196
`add_to_config_validator()` (*mpf.tests.MpfMachineTestCase.MpfMachineTestCase* static method), 207
`add_to_config_validator()` (*mpf.tests.MpfTestCase.MpfTestCase* static method), 217
`advance()` (*mpf.devices.shot.Shot* method), 104
`advance_time_and_run()` (*mpf.tests.MpfBcpTestCase.MpfBcpTestCase* method), 175
`advance_time_and_run()` (*mpf.tests.MpfFakeGameTestCase.MpfFakeGameTestCase* method), 185
`advance_time_and_run()` (*mpf.tests.MpfGameTestCase.MpfGameTestCase* method), 196
`advance_time_and_run()` (*mpf.tests.MpfMachineTestCase.MpfMachineTestCase* method), 207
`advance_time_and_run()` (*mpf.tests.MpfTestCase.MpfTestCase* method), 217
`any()` (*mpf.core.utility_functions.Util* static method), 241
`are_balls_collected()` (*mpf.core.ball_controller.BallController* method), 30
`assertAlmostEqual()` (*mpf.tests.MpfBcpTestCase.MpfBcpTestCase* method), 175
`assertAlmostEqual()` (*mpf.tests.MpfFakeGameTestCase.MpfFakeGameTestCase* method), 185
`assertAlmostEqual()` (*mpf.tests.MpfGameTestCase.MpfGameTestCase* method), 196
`assertAlmostEqual()` (*mpf.tests.MpfMachineTestCase.MpfMachineTestCase* method), 207
`assertAlmostEqual()` (*mpf.tests.MpfTestCase.MpfTestCase* method), 217
`assertAvailableBallsOnPlayfield()` (*mpf.tests.MpfBcpTestCase.MpfBcpTestCase* method), 176
`assertAvailableBallsOnPlayfield()` (*mpf.tests.MpfFakeGameTestCase.MpfFakeGameTestCase* method), 185
`assertAvailableBallsOnPlayfield()`

(*mpf.tests.MpfGameTestCase.MpfGameTestCase method*), 196

assertAvailableBallsOnPlayfield() (*mpf.tests.MpfMachineTestCase.MpfMachineTestCase method*), 208

assertAvailableBallsOnPlayfield() (*mpf.tests.MpfTestCase.MpfTestCase method*), 217

assertBallNumber() (*mpf.tests.MpfFakeGameTestCase.MpfFakeGameTestCase method*), 185

assertBallNumber() (*mpf.tests.MpfGameTestCase.MpfGameTestCase method*), 196

assertBallsInPlay() (*mpf.tests.MpfFakeGameTestCase.MpfFakeGameTestCase method*), 186

assertBallsInPlay() (*mpf.tests.MpfGameTestCase.MpfGameTestCase method*), 197

assertBallsOnPlayfield() (*mpf.tests.MpfBcpTestCase.MpfBcpTestCase method*), 176

assertBallsOnPlayfield() (*mpf.tests.MpfFakeGameTestCase.MpfFakeGameTestCase method*), 186

assertBallsOnPlayfield() (*mpf.tests.MpfGameTestCase.MpfGameTestCase method*), 197

assertBallsOnPlayfield() (*mpf.tests.MpfMachineTestCase.MpfMachineTestCase method*), 208

assertBallsOnPlayfield() (*mpf.tests.MpfTestCase.MpfTestCase method*), 217

assertColorAlmostEqual() (*mpf.tests.MpfBcpTestCase.MpfBcpTestCase method*), 176

assertColorAlmostEqual() (*mpf.tests.MpfFakeGameTestCase.MpfFakeGameTestCase method*), 186

assertColorAlmostEqual() (*mpf.tests.MpfGameTestCase.MpfGameTestCase method*), 197

assertColorAlmostEqual() (*mpf.tests.MpfMachineTestCase.MpfMachineTestCase method*), 208

assertColorAlmostEqual() (*mpf.tests.MpfTestCase.MpfTestCase method*), 217

assertCountEqual() (*mpf.tests.MpfBcpTestCase.MpfBcpTestCase method*), 176

assertCountEqual() (*mpf.tests.MpfFakeGameTestCase.MpfFakeGameTestCase method*), 186

assertCountEqual() (*mpf.tests.MpfGameTestCase.MpfGameTestCase method*), 197

assertCountEqual() (*mpf.tests.MpfMachineTestCase.MpfMachineTestCase method*), 208

assertCountEqual() (*mpf.tests.MpfTestCase.MpfTestCase method*), 217

assertCountEqual() (*mpf.tests.MpfGameTestCase.MpfGameTestCase method*), 197

assertDictContainsSubset() (*mpf.tests.MpfBcpTestCase.MpfBcpTestCase method*), 176

assertDictContainsSubset() (*mpf.tests.MpfFakeGameTestCase.MpfFakeGameTestCase method*), 186

assertDictContainsSubset() (*mpf.tests.MpfGameTestCase.MpfGameTestCase method*), 197

assertDictContainsSubset() (*mpf.tests.MpfMachineTestCase.MpfMachineTestCase method*), 208

assertDictContainsSubset() (*mpf.tests.MpfTestCase.MpfTestCase method*), 217

assertEqual() (*mpf.tests.MpfBcpTestCase.MpfBcpTestCase method*), 176

assertEqual() (*mpf.tests.MpfFakeGameTestCase.MpfFakeGameTestCase method*), 186

assertEqual() (*mpf.tests.MpfGameTestCase.MpfGameTestCase method*), 197

assertEqual() (*mpf.tests.MpfMachineTestCase.MpfMachineTestCase method*), 208

assertEqual() (*mpf.tests.MpfTestCase.MpfTestCase method*), 218

assertEventCalled() (*mpf.tests.MpfBcpTestCase.MpfBcpTestCase method*), 176

assertEventCalled() (*mpf.tests.MpfFakeGameTestCase.MpfFakeGameTestCase method*), 186

assertEventCalled() (*mpf.tests.MpfGameTestCase.MpfGameTestCase method*), 197

assertEventCalled() (*mpf.tests.MpfMachineTestCase.MpfMachineTestCase method*), 208

assertEventCalled() (*mpf.tests.MpfTestCase.MpfTestCase method*), 218

assertEventCalledWith() (*mpf.tests.MpfBcpTestCase.MpfBcpTestCase method*), 177

`assertEventCalledWith()` (`mpf.tests.MpfFakeGameTestCase.MpfFakeGameTestCase` method), 199
`assertEventCalledWith()` (`mpf.tests.MpfGameTestCase.MpfGameTestCase` method), 187
`assertEventCalledWith()` (`mpf.tests.MpfMachineTestCase.MpfMachineTestCase` method), 208
`assertEventCalledWith()` (`mpf.tests.MpfTestCases.MpfTestCases` method), 218
`assertEventNotCalled()` (`mpf.tests.MpfBcpTestCase.MpfBcpTestCase` method), 177
`assertEventNotCalled()` (`mpf.tests.MpfFakeGameTestCase.MpfFakeGameTestCase` method), 187
`assertEventNotCalled()` (`mpf.tests.MpfGameTestCase.MpfGameTestCase` method), 198
`assertEventNotCalled()` (`mpf.tests.MpfMachineTestCase.MpfMachineTestCase` method), 209
`assertEventNotCalled()` (`mpf.tests.MpfTestCases.MpfTestCases` method), 218
`assertFalse()` (`mpf.tests.MpfBcpTestCase.MpfBcpTestCase` method), 177
`assertFalse()` (`mpf.tests.MpfFakeGameTestCase.MpfFakeGameTestCase` method), 187
`assertFalse()` (`mpf.tests.MpfGameTestCase.MpfGameTestCase` method), 198
`assertFalse()` (`mpf.tests.MpfMachineTestCase.MpfMachineTestCase` method), 209
`assertFalse()` (`mpf.tests.MpfTestCases.MpfTestCases` method), 218
`assertGameIsNotRunning()` (`mpf.tests.MpfFakeGameTestCase.MpfFakeGameTestCase` method), 187
`assertGameIsNotRunning()` (`mpf.tests.MpfGameTestCase.MpfGameTestCase` method), 198
`assertGameIsRunning()` (`mpf.tests.MpfFakeGameTestCase.MpfFakeGameTestCase` method), 187
`assertGameIsRunning()` (`mpf.tests.MpfGameTestCase.MpfGameTestCase` method), 198
`assertGreater()` (`mpf.tests.MpfBcpTestCase.MpfBcpTestCase` method), 177
`assertGreater()` (`mpf.tests.MpfFakeGameTestCase.MpfFakeGameTestCase` method), 187
`assertGreater()` (`mpf.tests.MpfGameTestCase.MpfGameTestCase` method), 198
`assertGreater()` (`mpf.tests.MpfMachineTestCase.MpfMachineTestCase` method), 209
`assertGreater()` (`mpf.tests.MpfTestCases.MpfTestCases` method), 218
`assertGreaterEqual()` (`mpf.tests.MpfBcpTestCase.MpfBcpTestCase` method), 177
`assertGreaterEqual()` (`mpf.tests.MpfFakeGameTestCase.MpfFakeGameTestCase` method), 187
`assertGreaterEqual()` (`mpf.tests.MpfGameTestCase.MpfGameTestCase` method), 199
`assertGreaterEqual()` (`mpf.tests.MpfMachineTestCase.MpfMachineTestCase` method), 209
`assertGreaterEqual()` (`mpf.tests.MpfTestCases.MpfTestCases` method), 219
`assertIn()` (`mpf.tests.MpfBcpTestCase.MpfBcpTestCase` method), 177
`assertIn()` (`mpf.tests.MpfFakeGameTestCase.MpfFakeGameTestCase` method), 188
`assertIn()` (`mpf.tests.MpfGameTestCase.MpfGameTestCase` method), 199
`assertIn()` (`mpf.tests.MpfMachineTestCase.MpfMachineTestCase` method), 209
`assertIn()` (`mpf.tests.MpfTestCases.MpfTestCases` method), 219
`assertIs()` (`mpf.tests.MpfBcpTestCase.MpfBcpTestCase` method), 177
`assertIs()` (`mpf.tests.MpfFakeGameTestCase.MpfFakeGameTestCase` method), 188
`assertIs()` (`mpf.tests.MpfGameTestCase.MpfGameTestCase` method), 199
`assertIs()` (`mpf.tests.MpfMachineTestCase.MpfMachineTestCase` method), 209
`assertIs()` (`mpf.tests.MpfTestCases.MpfTestCases` method), 219
`assertIsInstance()` (`mpf.tests.MpfBcpTestCase.MpfBcpTestCase` method), 177
`assertIsInstance()` (`mpf.tests.MpfFakeGameTestCase.MpfFakeGameTestCase` method), 188
`assertIsInstance()` (`mpf.tests.MpfGameTestCase.MpfGameTestCase` method), 199
`assertIsInstance()` (`mpf.tests.MpfMachineTestCase.MpfMachineTestCase` method), 209
`assertIsInstance()` (`mpf.tests.MpfTestCases.MpfTestCases` method), 219

219

`assertIsNone()` (`mpf.tests.MpfBcpTestCase.MpfBcpTestCase` `method`), 199

`assertIsNone()` (`mpf.tests.MpfFakeGameTestCase.MpfFakeGameTestCase` `method`), 177

`assertIsNone()` (`mpf.tests.MpfGameTestCase.MpfGameTestCase` `method`), 188

`assertIsNone()` (`mpf.tests.MpfMachineTestCase.MpfMachineTestCase` `method`), 199

`assertIsNone()` (`mpf.tests.MpfTestCases.MpfTestCases` `method`), 178

`assertIsNot()` (`mpf.tests.MpfBcpTestCase.MpfBcpTestCase` `method`), 177

`assertIsNot()` (`mpf.tests.MpfFakeGameTestCase.MpfFakeGameTestCase` `method`), 188

`assertIsNot()` (`mpf.tests.MpfGameTestCase.MpfGameTestCase` `method`), 199

`assertIsNot()` (`mpf.tests.MpfMachineTestCase.MpfMachineTestCase` `method`), 209

`assertIsNot()` (`mpf.tests.MpfTestCases.MpfTestCases` `method`), 219

`assertIsNotNone()` (`mpf.tests.MpfBcpTestCase.MpfBcpTestCase` `method`), 177

`assertIsNotNone()` (`mpf.tests.MpfFakeGameTestCase.MpfFakeGameTestCase` `method`), 188

`assertIsNotNone()` (`mpf.tests.MpfGameTestCase.MpfGameTestCase` `method`), 199

`assertIsNotNone()` (`mpf.tests.MpfMachineTestCase.MpfMachineTestCase` `method`), 209

`assertIsNotNone()` (`mpf.tests.MpfTestCases.MpfTestCases` `method`), 219

`assertLess()` (`mpf.tests.MpfBcpTestCase.MpfBcpTestCase` `method`), 177

`assertLess()` (`mpf.tests.MpfFakeGameTestCase.MpfFakeGameTestCase` `method`), 188

`assertLess()` (`mpf.tests.MpfGameTestCase.MpfGameTestCase` `method`), 199

`assertLess()` (`mpf.tests.MpfMachineTestCase.MpfMachineTestCase` `method`), 209

`assertLess()` (`mpf.tests.MpfTestCases.MpfTestCases` `method`), 219

`assertLessEqual()` (`mpf.tests.MpfBcpTestCase.MpfBcpTestCase` `method`), 177

`assertLessEqual()` (`mpf.tests.MpfFakeGameTestCase.MpfFakeGameTestCase` `method`), 188

`assertLessEqual()` (`mpf.tests.MpfGameTestCase.MpfGameTestCase` `method`), 199

`assertLessEqual()` (`mpf.tests.MpfMachineTestCase.MpfMachineTestCase` `method`), 209

`assertLessEqual()` (`mpf.tests.MpfTestCases.MpfTestCases` `method`), 219

`assertLightChannel()` (`mpf.tests.MpfBcpTestCase.MpfBcpTestCase` `method`), 178

`assertLightChannel()` (`mpf.tests.MpfFakeGameTestCase.MpfFakeGameTestCase` `method`), 188

`assertLightChannel()` (`mpf.tests.MpfGameTestCase.MpfGameTestCase` `method`), 199

`assertLightChannel()` (`mpf.tests.MpfMachineTestCase.MpfMachineTestCase` `method`), 209

`assertLightChannel()` (`mpf.tests.MpfTestCases.MpfTestCases` `method`), 219

`assertLightColor()` (`mpf.tests.MpfBcpTestCase.MpfBcpTestCase` `method`), 178

`assertLightColor()` (`mpf.tests.MpfFakeGameTestCase.MpfFakeGameTestCase` `method`), 188

`assertLightColor()` (`mpf.tests.MpfGameTestCase.MpfGameTestCase` `method`), 199

`assertLightColor()` (`mpf.tests.MpfMachineTestCase.MpfMachineTestCase` `method`), 209

`assertLightColor()` (`mpf.tests.MpfTestCases.MpfTestCases` `method`), 219

`assertLightColors()` (`mpf.tests.MpfBcpTestCase.MpfBcpTestCase` `method`), 178

`assertLightColors()` (`mpf.tests.MpfFakeGameTestCase.MpfFakeGameTestCase` `method`), 188

`assertLightColors()` (`mpf.tests.MpfGameTestCase.MpfGameTestCase` `method`), 199

`assertLightColors()` (`mpf.tests.MpfMachineTestCase.MpfMachineTestCase` `method`), 209

`assertLightColors()` (`mpf.tests.MpfTestCases.MpfTestCases` `method`), 219

`assertLightFlashing()` (`mpf.tests.MpfBcpTestCase.MpfBcpTestCase` `method`), 178

method), 178
 assertLightFlashing () (*mpf.tests.MpfFakeGameTestCase.MpfFakeGameTestCase method*), 188
 assertLightFlashing () (*mpf.tests.MpfGameTestCase.MpfGameTestCase method*), 199
 assertLightFlashing () (*mpf.tests.MpfMachineTestCase.MpfMachineTestCase method*), 210
 assertLightFlashing () (*mpf.tests.MpfTestCase.MpfTestCase method*), 219
 assertLightOff () (*mpf.tests.MpfBcpTestCase.MpfBcpTestCase method*), 178
 assertLightOff () (*mpf.tests.MpfFakeGameTestCase.MpfFakeGameTestCase method*), 188
 assertLightOff () (*mpf.tests.MpfGameTestCase.MpfGameTestCase method*), 199
 assertLightOff () (*mpf.tests.MpfMachineTestCase.MpfMachineTestCase method*), 210
 assertLightOff () (*mpf.tests.MpfTestCase.MpfTestCase method*), 219
 assertLightOn () (*mpf.tests.MpfBcpTestCase.MpfBcpTestCase method*), 178
 assertLightOn () (*mpf.tests.MpfFakeGameTestCase.MpfFakeGameTestCase method*), 188
 assertLightOn () (*mpf.tests.MpfGameTestCase.MpfGameTestCase method*), 199
 assertLightOn () (*mpf.tests.MpfMachineTestCase.MpfMachineTestCase method*), 210
 assertLightOn () (*mpf.tests.MpfTestCase.MpfTestCase method*), 219
 assertListEqual () (*mpf.tests.MpfBcpTestCase.MpfBcpTestCase method*), 178
 assertListEqual () (*mpf.tests.MpfFakeGameTestCase.MpfFakeGameTestCase method*), 188
 assertListEqual () (*mpf.tests.MpfGameTestCase.MpfGameTestCase method*), 199
 assertListEqual () (*mpf.tests.MpfMachineTestCase.MpfMachineTestCase method*), 210
 assertListEqual () (*mpf.tests.MpfTestCase.MpfTestCase method*), 219
 assertLogs () (*mpf.tests.MpfBcpTestCase.MpfBcpTestCase method*), 178
 assertLogs () (*mpf.tests.MpfFakeGameTestCase.MpfFakeGameTestCase method*), 188
 assertLogs () (*mpf.tests.MpfGameTestCase.MpfGameTestCase method*), 199
 assertLogs () (*mpf.tests.MpfMachineTestCase.MpfMachineTestCase method*), 210
 assertLogs () (*mpf.tests.MpfTestCase.MpfTestCase method*), 219
 assertMachineVarEqual () (*mpf.tests.MpfBcpTestCase.MpfBcpTestCase method*), 178
 assertMachineVarEqual () (*mpf.tests.MpfFakeGameTestCase.MpfFakeGameTestCase method*), 189
 assertMachineVarEqual () (*mpf.tests.MpfGameTestCase.MpfGameTestCase method*), 200
 assertMachineVarEqual () (*mpf.tests.MpfMachineTestCase.MpfMachineTestCase method*), 210
 assertMachineVarEqual () (*mpf.tests.MpfTestCase.MpfTestCase method*), 220
 assertModeRunning () (*mpf.tests.MpfBcpTestCase.MpfBcpTestCase method*), 178
 assertModeRunning () (*mpf.tests.MpfFakeGameTestCase.MpfFakeGameTestCase method*), 189
 assertModeRunning () (*mpf.tests.MpfGameTestCase.MpfGameTestCase method*), 200
 assertModeRunning () (*mpf.tests.MpfMachineTestCase.MpfMachineTestCase method*), 210
 assertModeRunning () (*mpf.tests.MpfTestCase.MpfTestCase method*), 220
 assertModeNotRunning () (*mpf.tests.MpfBcpTestCase.MpfBcpTestCase method*), 178
 assertModeNotRunning () (*mpf.tests.MpfFakeGameTestCase.MpfFakeGameTestCase method*), 189
 assertModeNotRunning () (*mpf.tests.MpfGameTestCase.MpfGameTestCase method*), 200
 assertModeNotRunning () (*mpf.tests.MpfMachineTestCase.MpfMachineTestCase method*), 210
 assertModeNotRunning () (*mpf.tests.MpfTestCase.MpfTestCase method*), 220
 assertMultiLineEqual () (*mpf.tests.MpfBcpTestCase.MpfBcpTestCase method*), 178
 assertMultiLineEqual () (*mpf.tests.MpfFakeGameTestCase.MpfFakeGameTestCase method*), 189
 assertMultiLineEqual () (*mpf.tests.MpfGameTestCase.MpfGameTestCase method*), 200
 assertMultiLineEqual () (*mpf.tests.MpfMachineTestCase.MpfMachineTestCase method*), 210
 assertMultiLineEqual () (*mpf.tests.MpfTestCase.MpfTestCase method*), 220

method), 189
 assertMultiLineEqual () (*mpf.tests.MpfGameTestCase.MpfGameTestCase method*), 200
 assertMultiLineEqual () (*mpf.tests.MpfMachineTestCase.MpfMachineTestCase method*), 210
 assertMultiLineEqual () (*mpf.tests.MpfTestCase.MpfTestCase method*), 220
 assertNotAlmostEqual () (*mpf.tests.MpfBcpTestCase.MpfBcpTestCase method*), 178
 assertNotAlmostEqual () (*mpf.tests.MpfFakeGameTestCase.MpfFakeGameTestCase method*), 189
 assertNotAlmostEqual () (*mpf.tests.MpfGameTestCase.MpfGameTestCase method*), 200
 assertNotAlmostEqual () (*mpf.tests.MpfMachineTestCase.MpfMachineTestCase method*), 210
 assertNotAlmostEqual () (*mpf.tests.MpfTestCase.MpfTestCase method*), 220
 assertNotEqual () (*mpf.tests.MpfBcpTestCase.MpfBcpTestCase method*), 179
 assertNotEqual () (*mpf.tests.MpfFakeGameTestCase.MpfFakeGameTestCase method*), 189
 assertNotEqual () (*mpf.tests.MpfGameTestCase.MpfGameTestCase method*), 200
 assertNotEqual () (*mpf.tests.MpfMachineTestCase.MpfMachineTestCase method*), 210
 assertNotEqual () (*mpf.tests.MpfTestCase.MpfTestCase method*), 220
 assertNotIn () (*mpf.tests.MpfBcpTestCase.MpfBcpTestCase method*), 179
 assertNotIn () (*mpf.tests.MpfFakeGameTestCase.MpfFakeGameTestCase method*), 189
 assertNotIn () (*mpf.tests.MpfGameTestCase.MpfGameTestCase method*), 200
 assertNotIn () (*mpf.tests.MpfMachineTestCase.MpfMachineTestCase method*), 211
 assertNotIn () (*mpf.tests.MpfTestCase.MpfTestCase method*), 220
 assertNotIsInstance () (*mpf.tests.MpfBcpTestCase.MpfBcpTestCase method*), 179
 assertNotIsInstance () (*mpf.tests.MpfFakeGameTestCase.MpfFakeGameTestCase method*), 189
 assertNotIsInstance () (*mpf.tests.MpfGameTestCase.MpfGameTestCase method*), 200
 assertNotIsInstance () (*mpf.tests.MpfMachineTestCase.MpfMachineTestCase method*), 211
 assertNotIsInstance () (*mpf.tests.MpfTestCase.MpfTestCase method*), 220
 assertNotIsInstance () (*mpf.tests.MpfBcpTestCase.MpfBcpTestCase method*), 179
 assertNotIsInstance () (*mpf.tests.MpfFakeGameTestCase.MpfFakeGameTestCase method*), 189
 assertNotIsInstance () (*mpf.tests.MpfGameTestCase.MpfGameTestCase method*), 200
 assertNotIsInstance () (*mpf.tests.MpfMachineTestCase.MpfMachineTestCase method*), 211
 assertNotIsInstance () (*mpf.tests.MpfTestCase.MpfTestCase method*), 220
 assertNotLightChannel () (*mpf.tests.MpfBcpTestCase.MpfBcpTestCase method*), 179
 assertNotLightChannel () (*mpf.tests.MpfFakeGameTestCase.MpfFakeGameTestCase method*), 189
 assertNotLightChannel () (*mpf.tests.MpfGameTestCase.MpfGameTestCase method*), 200
 assertNotLightChannel () (*mpf.tests.MpfMachineTestCase.MpfMachineTestCase method*), 211
 assertNotLightChannel () (*mpf.tests.MpfTestCase.MpfTestCase method*), 220
 assertNotLightColor () (*mpf.tests.MpfBcpTestCase.MpfBcpTestCase method*), 179
 assertNotLightColor () (*mpf.tests.MpfFakeGameTestCase.MpfFakeGameTestCase method*), 189
 assertNotLightColor () (*mpf.tests.MpfGameTestCase.MpfGameTestCase method*), 200
 assertNotLightColor () (*mpf.tests.MpfMachineTestCase.MpfMachineTestCase method*), 211
 assertNotLightColor () (*mpf.tests.MpfTestCase.MpfTestCase method*), 220
 assertNotRegex () (*mpf.tests.MpfBcpTestCase.MpfBcpTestCase method*), 179
 assertNotRegex () (*mpf.tests.MpfFakeGameTestCase.MpfFakeGameTestCase method*), 189
 assertNotRegex () (*mpf.tests.MpfGameTestCase.MpfGameTestCase method*), 200
 assertNotRegex () (*mpf.tests.MpfMachineTestCase.MpfMachineTestCase method*), 211
 assertNotRegex () (*mpf.tests.MpfTestCase.MpfTestCase method*), 220
 assertNumBallsKnown () (*mpf.tests.MpfBcpTestCase.MpfBcpTestCase method*), 179
 assertNumBallsKnown () (*mpf.tests.MpfFakeGameTestCase.MpfFakeGameTestCase method*), 189
 assertNumBallsKnown () (*mpf.tests.MpfGameTestCase.MpfGameTestCase method*), 200

- method*), 221
- assertSwitchState () (*mpf.tests.MpfBcpTestCase.MpfBcpTestCase method*), 180
- assertSwitchState () (*mpf.tests.MpfFakeGameTestCase.MpfFakeGameTestCase method*), 191
- assertSwitchState () (*mpf.tests.MpfGameTestCase.MpfGameTestCase method*), 202
- assertSwitchState () (*mpf.tests.MpfMachineTestCase.MpfMachineTestCase method*), 212
- assertSwitchState () (*mpf.tests.MpfTestCases.MpfTestCases method*), 222
- assertTrue () (*mpf.tests.MpfBcpTestCase.MpfBcpTestCase method*), 180
- assertTrue () (*mpf.tests.MpfFakeGameTestCase.MpfFakeGameTestCase method*), 191
- assertTrue () (*mpf.tests.MpfGameTestCase.MpfGameTestCase method*), 202
- assertTrue () (*mpf.tests.MpfMachineTestCase.MpfMachineTestCase method*), 212
- assertTrue () (*mpf.tests.MpfTestCases.MpfTestCases method*), 222
- assertTupleEqual () (*mpf.tests.MpfBcpTestCase.MpfBcpTestCase method*), 180
- assertTupleEqual () (*mpf.tests.MpfFakeGameTestCase.MpfFakeGameTestCase method*), 191
- assertTupleEqual () (*mpf.tests.MpfGameTestCase.MpfGameTestCase method*), 202
- assertTupleEqual () (*mpf.tests.MpfMachineTestCase.MpfMachineTestCase method*), 212
- assertTupleEqual () (*mpf.tests.MpfTestCases.MpfTestCases method*), 222
- assertWarns () (*mpf.tests.MpfBcpTestCase.MpfBcpTestCase method*), 180
- assertWarns () (*mpf.tests.MpfFakeGameTestCase.MpfFakeGameTestCase method*), 191
- assertWarns () (*mpf.tests.MpfGameTestCase.MpfGameTestCase method*), 202
- assertWarns () (*mpf.tests.MpfMachineTestCase.MpfMachineTestCase method*), 212
- assertWarns () (*mpf.tests.MpfTestCases.MpfTestCases method*), 222
- assertWarnsRegex () (*mpf.tests.MpfBcpTestCase.MpfBcpTestCase method*), 181
- assertWarnsRegex () (*mpf.tests.MpfFakeGameTestCase.MpfFakeGameTestCase method*), 191
- assertWarnsRegex () (*mpf.tests.MpfGameTestCase.MpfGameTestCase method*), 203
- assertWarnsRegex () (*mpf.tests.MpfMachineTestCase.MpfMachineTestCase method*), 213
- assertWarnsRegex () (*mpf.tests.MpfTestCases.MpfTestCases method*), 222
- Attract (*class in mpf.modes.attract.code.attract*), 112
- audit () (*mpf.plugins.auditor.Auditor method*), 29
- audit_event () (*mpf.plugins.auditor.Auditor method*), 29
- audit_player () (*mpf.plugins.auditor.Auditor method*), 29
- audit_game () (*mpf.plugins.auditor.Auditor method*), 30
- audit_switch () (*mpf.plugins.auditor.Auditor method*), 30
- AutoFireCoil (*class in mpf.plugins.auditor*), 29
- auto_stop_on_ball_end (*mpf.core.mode.Mode attribute*), 233
- AutofireCoil (*class in mpf.devices.autofire*), 56
- available_balls (*mpf.devices.ball_device.ball_device.BallDevice attribute*), 58
- award () (*mpf.devices.extra_ball.ExtraBall method*), 76
- award () (*mpf.devices.extra_ball_group.ExtraBallGroup method*), 75
- award_disabled () (*mpf.devices.extra_ball_group.ExtraBallGroup method*), 75
- award_lit () (*mpf.devices.extra_ball_group.ExtraBallGroup method*), 75
- B**
- ball_arrived () (*mpf.devices.playfield.Playfield method*), 91
- ball_drained () (*mpf.modes.game.code.game.Game method*), 124
- ball_ending () (*mpf.modes.game.code.game.Game method*), 124
- ball_events (*mpf.devices.playfield.Playfield attribute*), 91
- BallController (*class in mpf.core.ball_controller*), 30
- BallDevice (*class in mpf.devices.ball_device.ball_device*), 57
- BallHold (*class in mpf.devices.ball_hold*), 60
- BallRouting (*class in mpf.devices.ball_routing*), 62
- balls (*mpf.devices.ball_device.ball_device.BallDevice attribute*), 58
- balls (*mpf.devices.playfield.Playfield attribute*), 91

- balls_in_play (*mpf.modes.game.code.game.Game* attribute), 124
- BallSave (*class in mpf.devices.ball_save*), 63
- BallSearch (*class in mpf.core.ball_search*), 229
- Bcp (*class in mpf.core.bcp.bcp*), 31
- bin_str_to_hex_str() (*mpf.core.utility_functions.Util* static method), 241
- blend() (*mpf.core.rgb_color.RGBColor* static method), 239
- blend() (*mpf.core.rgba_color.RGBAColor* static method), 237
- block() (*mpf.core.ball_search.BallSearch* method), 229
- blocked (*mpf.core.ball_search.BallSearch* attribute), 229
- BlockEventPlayer (*class in mpf.config_players.block_event_player*), 166
- blue (*mpf.core.rgb_color.RGBColor* attribute), 239
- blue (*mpf.core.rgba_color.RGBAColor* attribute), 237
- Bonus (*class in mpf.modes.bonus.code.bonus*), 115
- ## C
- c_side_active (*mpf.platforms.system11.System11OverlayPlatform* attribute), 160
- c_side_busy (*mpf.platforms.system11.System11OverlayPlatform* attribute), 160
- can_be_selected_for_start (*mpf.devices.achievement.Achievement* attribute), 55
- can_rotate (*mpf.devices.shot.Shot* attribute), 104
- cancel_ball_search() (*mpf.core.ball_search.BallSearch* method), 229
- cancel_futures() (*mpf.core.utility_functions.Util* static method), 241
- cancel_path_if_target_is() (*mpf.devices.ball_device.ball_device.BallDevice* method), 58
- capacity (*mpf.devices.ball_device.ball_device.BallDevice* attribute), 58
- Carousel (*class in mpf.modes.carousel.code.carousel*), 118
- change_tick_interval() (*mpf.devices.timer.Timer* method), 110
- check() (*mpf.core.delays.DelayManager* method), 247
- check_complete() (*mpf.devices.logic_blocks.Counter* method), 66
- check_hw_switches() (*mpf.devices.score_reel.ScoreReel* method), 96
- chime() (*mpf.devices.score_reel_group.ScoreReelGroup* class method), 95
- chunker() (*mpf.core.utility_functions.Util* static method), 241
- clear() (*mpf.core.delays.DelayManager* method), 247
- clear_all_credits() (*mpf.modes.credits.code.credits.Credits* method), 121
- clear_boot_hold() (*mpf.core.machine.MachineController* method), 38
- clear_boot_hold() (*mpf.tests.MpfTestCase.TestMachineController* method), 227
- clear_context() (*mpf.config_players.coil_player.CoilPlayer* method), 167
- clear_context() (*mpf.config_players.light_player.LightPlayer* method), 169
- clear_context() (*mpf.config_players.queue_relay_player.QueueRelayPlayer* method), 170
- clear_context() (*mpf.config_players.segment_display_player.SegmentDisplayPlayer* method), 171
- clear_context() (*mpf.config_players.show_player.ShowPlayer* method), 172
- clear_context() (*mpf.config_players.variable_player.VariablePlayer* method), 172
- clear_hw_rule() (*mpf.core.platform_controller.PlatformController* method), 41
- clear_hw_rule() (*mpf.platforms.fast.fast.FastHardwarePlatform* method), 138
- clear_hw_rule() (*mpf.platforms.lisy.lisy.LisyHardwarePlatform* method), 142
- clear_hw_rule() (*mpf.platforms.opp.opp.OppHardwarePlatform* method), 145
- clear_hw_rule() (*mpf.platforms.rpi.rpi.RaspberryPiHardwarePlatform* method), 154
- clear_hw_rule() (*mpf.platforms.spike.spike.SpikePlatform* method), 158
- clear_hw_rule() (*mpf.platforms.system11.System11OverlayPlatform* method), 161
- clear_hw_rule() (*mpf.platforms.virtual.VirtualHardwarePlatform* method), 163
- clear_hw_rule() (*mpf.platforms.virtual_pinball.virtual_pinball.VirtualPinballPlatform* method), 164
- clear_stack() (*mpf.devices.light.Light* method), 83
- CoilPlayer (*class in mpf.config_players.coil_player*), 166
- collect_balls() (*mpf.core.ball_controller.BallController* method), 30
- color() (*mpf.devices.light.Light* method), 83
- color() (*mpf.devices.light_group.LightRing* method), 81
- color() (*mpf.devices.light_group.LightStrip* method), 82
- color_correct() (*mpf.devices.light.Light* method), 83

ComboSwitch (class in *mpf.devices.combo_switch*), 65
 common_state (*mpf.devices.shot_group.ShotGroup* attribute), 101
 complete() (*mpf.devices.achievement.Achievement* method), 55
 complete() (*mpf.devices.logic_blocks.Accrual* method), 52
 complete() (*mpf.devices.logic_blocks.Counter* method), 66
 complete() (*mpf.devices.logic_blocks.Sequence* method), 99
 completed (*mpf.devices.logic_blocks.Accrual* attribute), 52
 completed (*mpf.devices.logic_blocks.Counter* attribute), 67
 completed (*mpf.devices.logic_blocks.Sequence* attribute), 99
 configure_accelerometer() (*mpf.platforms.mma8451.MMA8451Platform* method), 144
 configure_accelerometer() (*mpf.platforms.p3_roc.P3RocHardwarePlatform* method), 150
 configure_accelerometer() (*mpf.platforms.virtual.VirtualHardwarePlatform* method), 163
 configure_dmd() (*mpf.platforms.fast.fast.FastHardwarePlatform* method), 138
 configure_dmd() (*mpf.platforms.p_roc.PRocHardwarePlatform* method), 151
 configure_dmd() (*mpf.platforms.spike.spike.SpikePlatform* method), 158
 configure_dmd() (*mpf.platforms.virtual.VirtualHardwarePlatform* method), 163
 configure_driver() (*mpf.platforms.fast.fast.FastHardwarePlatform* method), 138
 configure_driver() (*mpf.platforms.lisy.lisy.LisyHardwarePlatform* method), 142
 configure_driver() (*mpf.platforms.opp.opp.OppHardwarePlatform* method), 145
 configure_driver() (*mpf.platforms.p3_roc.P3RocHardwarePlatform* method), 150
 configure_driver() (*mpf.platforms.p_roc.PRocHardwarePlatform* method), 151
 configure_driver() (*mpf.platforms.rpi.rpi.RaspberryPiHardwarePlatform* method), 154
 configure_driver() (*mpf.platforms.smart_virtual.SmartVirtualHardwarePlatform* method), 155
 configure_driver() (*mpf.platforms.spike.spike.SpikePlatform* method), 158
 configure_driver() (*mpf.platforms.system11.System11OverlayPlatform* method), 161
 configure_driver() (*mpf.platforms.virtual.VirtualHardwarePlatform* method), 163
 configure_driver() (*mpf.platforms.virtual_pinball.virtual_pinball.VirtualPinballPlatform* method), 164
 configure_hardware_sound_system() (*mpf.platforms.lisy.lisy.LisyHardwarePlatform* method), 142
 configure_hardware_sound_system() (*mpf.platforms.virtual.VirtualHardwarePlatform* method), 163
 configure_i2c() (*mpf.platforms.p3_roc.P3RocHardwarePlatform* method), 150
 configure_i2c() (*mpf.platforms.rpi.rpi.RaspberryPiHardwarePlatform* method), 154
 configure_i2c() (*mpf.platforms.smbus2.Smbus2* method), 156
 configure_i2c() (*mpf.platforms.virtual.VirtualHardwarePlatform* method), 163
 configure_light() (*mpf.platforms.driver_light_platform.DriverLightPlatform* method), 137
 configure_light() (*mpf.platforms.fast.fast.FastHardwarePlatform* method), 138
 configure_light() (*mpf.platforms.lisy.lisy.LisyHardwarePlatform* method), 142
 configure_light() (*mpf.platforms.openpixel.OpenpixelHardwarePlatform* method), 145
 configure_light() (*mpf.platforms.opp.opp.OppHardwarePlatform* method), 146
 configure_light() (*mpf.platforms.osc.OscPlatform* method), 149
 configure_light() (*mpf.platforms.spike.spike.SpikePlatform* method), 158
 configure_light() (*mpf.platforms.virtual.VirtualHardwarePlatform* method), 163
 configure_light() (*mpf.platforms.virtual_pinball.virtual_pinball.VirtualPinballPlatform* method), 164

`configure_logging()` (*mpf.core.ball_search.BallSearch* method), 229
`configure_logging()` (*mpf.core.data_manager.DataManager* method), 245
`configure_logging()` (*mpf.core.delays.DelayManager* method), 247
`configure_logging()` (*mpf.core.logging.LogMixin* method), 232
`configure_logging()` (*mpf.core.mode.Mode* method), 233
`configure_logging()` (*mpf.modes.attract.code.attract.Attract* method), 113
`configure_logging()` (*mpf.modes.bonus.code.bonus.Bonus* method), 116
`configure_logging()` (*mpf.modes.carousel.code.carousel.Carousel* method), 119
`configure_logging()` (*mpf.modes.credits.code.credits.Credits* method), 121
`configure_logging()` (*mpf.modes.game.code.game.Game* method), 124
`configure_logging()` (*mpf.modes.high_score.code.high_score.HighScore* method), 127
`configure_logging()` (*mpf.modes.match.code.match.Match* method), 129
`configure_logging()` (*mpf.modes.service.code.service.Service* method), 132
`configure_logging()` (*mpf.modes.tilt.code.tilt.Tilt* method), 134
`configure_mode_settings()` (*mpf.core.mode.Mode* method), 234
`configure_rgb_dmd()` (*mpf.platforms.pin2dmd.Pin2DmdHardwarePlatform* method), 152
`configure_rgb_dmd()` (*mpf.platforms.rpi_dmd.RpiDmdPlatform* method), 155
`configure_rgb_dmd()` (*mpf.platforms.smartmatrix.SmartMatrixHardwarePlatform* method), 156
`configure_rgb_dmd()` (*mpf.platforms.virtual.VirtualHardwarePlatform* method), 163
`configure_segment_display()` (*mpf.platforms.light_segment_displays.LightSegmentDisplaysPlatform* method), 142
`configure_segment_display()` (*mpf.platforms.lisy.lisy.LisyHardwarePlatform* method), 142
`configure_segment_display()` (*mpf.platforms.mypinballs.mypinballs.MyPinballsHardwarePlatform* method), 144
`configure_segment_display()` (*mpf.platforms.p_roc.PRocHardwarePlatform* method), 151
`configure_segment_display()` (*mpf.platforms.virtual.VirtualHardwarePlatform* method), 163
`configure_servo()` (*mpf.platforms.fast.fast.FastHardwarePlatform* method), 138
`configure_servo()` (*mpf.platforms.i2c_servo_controller.I2CServoControllerHardwarePlatform* method), 141
`configure_servo()` (*mpf.platforms.pololu_maestro.PololuMaestroHardwarePlatform* method), 153
`configure_servo()` (*mpf.platforms.rpi.rpi.RaspberryPiHardwarePlatform* method), 154
`configure_servo()` (*mpf.platforms.virtual.VirtualHardwarePlatform* method), 163
`configure_stepper()` (*mpf.platforms.pololu.pololu_tic.PololuTICHardwarePlatform* method), 153
`configure_stepper()` (*mpf.platforms.spike.spike.SpikePlatform* method), 158
`configure_stepper()` (*mpf.platforms.step_stick.StepStickDigitalOutputPlatform* method), 160
`configure_stepper()` (*mpf.platforms.trinamics_steprocker.TrinamicsStepRocker* method), 162
`configure_stepper()` (*mpf.platforms.virtual.VirtualHardwarePlatform* method), 163
`configure_switch()` (*mpf.platforms.fast.fast.FastHardwarePlatform* method), 138
`configure_switch()` (*mpf.platforms.lisy.lisy.LisyHardwarePlatform* method), 142
`configure_switch()` (*mpf.platforms.opp.opp.OppHardwarePlatform* method), 146
`configure_switch()`

(*mpf.platforms.osc.OscPlatform* method), 149
 (*mpf.platforms.p3_roc.P3RocHardwarePlatform* method), 150
 (*mpf.platforms.p_roc.PRocHardwarePlatform* method), 151
 (*mpf.platforms.rpi.rpi.RaspberryPiHardwarePlatform* method), 154
 (*mpf.platforms.spi_bit_bang.SpiBitBangPlatform* method), 157
 (*mpf.platforms.spike.spike.SpikePlatform* method), 158
 (*mpf.platforms.virtual.VirtualHardwarePlatform* method), 163
 (*mpf.platforms.virtual_pinball.virtual_pinball.VirtualPinballPlatform* method), 164
 (*mpf.platforms.p3_roc.P3RocHardwarePlatform* method), 150
 (*mpf.platforms.p_roc.PRocHardwarePlatform* method), 151
 (*mpf.tests.MpfBcpTestCase.MockBcpClient* method), 174
 (*mpf.platforms.fast.fast.FastHardwarePlatform* static method), 139
 (*mpf.core.utility_functions.Util* static method), 241
 (*mpf.core.utility_functions.Util* static method), 241
 (*mpf.devices.logic_blocks.Counter* method), 67
 (*mpf.devices.logic_blocks*), 66
 (*mpf.core.machine.MachineController* method), 38
 (*mpf.tests.MpfTestCase.TestMachineController* method), 227
 (*mpf.core.device_manager.DeviceManager* method), 32
 (*mpf.core.device_manager.DeviceManager* method), 32
 (*mpf.core.mode.Mode* method), 234
 (*mpf.core.mode_controller.ModeController* method), 39
 (*mpf.modes.attract.code.attract.Attract* method), 114
 (*mpf.modes.bonus.code.bonus.Bonus* method), 116
 (*mpf.modes.carousel.code.carousel.Carousel* method), 119
 (*mpf.modes.credits.code.credits.Credits* method), 121
 (*mpf.modes.game.code.game.Game* method), 124
 (*mpf.modes.high_score.code.high_score.HighScore* method), 127
 (*mpf.modes.match.code.match.Match* method), 130
 (*mpf.modes.service.code.service.Service* method), 132
 (*mpf.modes.tilt.code.tilt.Tilt* method), 134
 (*mpf.core.show_controller.ShowController* method), 45
 (*mpf.modes.credits.code.credits*), 120
D
 (*mpf.core.data_manager*), 245
 (*mpf.core.utility_functions.Util* static method), 241
 (*mpf.devices.diverter.Diverter* method), 69
 (*mpf.core.ball_search.BallSearch* method), 229
 (*mpf.core.data_manager.DataManager* method), 245
 (*mpf.core.delays.DelayManager* method), 247
 (*mpf.core.logging.LogMixin* method), 232
 (*mpf.core.mode.Mode* method), 234
 (*mpf.modes.attract.code.attract.Attract* method), 114
 (*mpf.modes.bonus.code.bonus.Bonus* method), 116
 (*mpf.modes.carousel.code.carousel.Carousel* method), 119

- `debug_log()` (*mpf.modes.credits.code.credits.Credits method*), 122
`debug_log()` (*mpf.modes.game.code.game.Game method*), 124
`debug_log()` (*mpf.modes.high_score.code.high_score.HighScore method*), 127
`debug_log()` (*mpf.modes.match.code.match.Match method*), 130
`debug_log()` (*mpf.modes.service.code.service.Service method*), 132
`debug_log()` (*mpf.modes.tilt.code.tilt.Tilt method*), 135
`decrease_volume()` (*mpf.devices.hardware_sound_system.HardwareSoundSystem method*), 79
`delay` (*mpf.core.mode.Mode attribute*), 234
`delay` (*mpf.devices.playfield.Playfield attribute*), 92
`delayed_eject()` (*mpf.devices.ball_save.BallSave method*), 63
`DelayManager` (*class in mpf.core.delays*), 246
`DeviceManager` (*class in mpf.core.device_manager*), 31
`dict_merge()` (*mpf.core.utility_functions.Util static method*), 242
`DigitalOutput` (*class in mpf.devices.digital_output*), 68
`disable()` (*mpf.core.ball_search.BallSearch method*), 229
`disable()` (*mpf.devices.achievement.Achievement method*), 55
`disable()` (*mpf.devices.achievement_group.AchievementGroup method*), 54
`disable()` (*mpf.devices.autofire.AutofireCoil method*), 57
`disable()` (*mpf.devices.ball_hold.BallHold method*), 60
`disable()` (*mpf.devices.ball_routing.BallRouting method*), 62
`disable()` (*mpf.devices.ball_save.BallSave method*), 63
`disable()` (*mpf.devices.digital_output.DigitalOutput method*), 68
`disable()` (*mpf.devices.diverter.Diverter method*), 69
`disable()` (*mpf.devices.driver.Driver method*), 64
`disable()` (*mpf.devices.dual_wound_coil.DualWoundCoil method*), 74
`disable()` (*mpf.devices.flipper.Flipper method*), 78
`disable()` (*mpf.devices.kickback.Kickback method*), 80
`disable()` (*mpf.devices.logic_blocks.Accrual method*), 52
`disable()` (*mpf.devices.logic_blocks.Counter method*), 67
`disable()` (*mpf.devices.logic_blocks.Sequence method*), 99
`disable()` (*mpf.devices.magnet.Magnet method*), 85
`disable()` (*mpf.devices.multiball.Multiball method*), 89
`disable()` (*mpf.devices.multiball_lock.MultiballLock method*), 87
`disable()` (*mpf.devices.shot.Shot method*), 104
`disable()` (*mpf.devices.shot_group.ShotGroup method*), 101
`disable()` (*mpf.plugins.auditor.Auditor method*), 30
`disable_keep_up()` (*mpf.devices.drop_target.DropTarget method*), 73
`sound_system_rotation()` (*mpf.devices.shot_group.ShotGroup method*), 101
`Diverter` (*class in mpf.devices.diverter*), 69
`Dmd` (*class in mpf.devices.dmd*), 71
`does_event_exist()` (*mpf.core.events.EventManager method*), 33
`drain_all_balls()` (*mpf.tests.MpfFakeGameTestCase.MpfFakeGameTestCase method*), 192
`drain_all_balls()` (*mpf.tests.MpfGameTestCase.MpfGameTestCase method*), 203
`drain_one_ball()` (*mpf.tests.MpfFakeGameTestCase.MpfFakeGameTestCase method*), 192
`drain_one_ball()` (*mpf.tests.MpfGameTestCase.MpfGameTestCase method*), 203
`Driver` (*class in mpf.devices.driver*), 64
`driver_action()` (*mpf.platforms.system11.System11OverlayPlatform method*), 161
`DriverLightPlatform` (*class in mpf.platforms.driver_light_platform*), 136
`DropTarget` (*class in mpf.devices.drop_target*), 72
`DropTargetBank` (*class in mpf.devices.drop_target*), 71
`DualWoundCoil` (*class in mpf.devices.dual_wound_coil*), 74
`dump()` (*mpf.core.mode_controller.ModeController method*), 40
`dump_ball_counts()` (*mpf.core.ball_controller.BallController method*), 31
- ## E
- `early_ball_save()` (*mpf.devices.ball_save.BallSave method*), 63
`eject()` (*mpf.devices.ball_device.ball_device.BallDevice method*), 58

eject_all() (*mpf.devices.ball_device.ball_device.BallDevice* method), 58
 enable() (*mpf.core.ball_search.BallSearch* method), 230
 enable() (*mpf.devices.achievement.Achievement* method), 55
 enable() (*mpf.devices.achievement_group.AchievementGroup* method), 54
 enable() (*mpf.devices.autofire.AutofireCoil* method), 57
 enable() (*mpf.devices.ball_hold.BallHold* method), 60
 enable() (*mpf.devices.ball_routing.BallRouting* method), 62
 enable() (*mpf.devices.ball_save.BallSave* method), 63
 enable() (*mpf.devices.combo_switch.ComboSwitch* method), 66
 enable() (*mpf.devices.digital_output.DigitalOutput* method), 69
 enable() (*mpf.devices.diverter.Diverter* method), 70
 enable() (*mpf.devices.driver.Driver* method), 64
 enable() (*mpf.devices.drop_target.DropTargetBank* method), 71
 enable() (*mpf.devices.dual_wound_coil.DualWoundCoil* method), 74
 enable() (*mpf.devices.extra_ball.ExtraBall* method), 76
 enable() (*mpf.devices.flipper.Flipper* method), 78
 enable() (*mpf.devices.kickback.Kickback* method), 80
 enable() (*mpf.devices.logic_blocks.Accrual* method), 52
 enable() (*mpf.devices.logic_blocks.Counter* method), 67
 enable() (*mpf.devices.logic_blocks.Sequence* method), 99
 enable() (*mpf.devices.magnet.Magnet* method), 85
 enable() (*mpf.devices.multiball.Multiball* method), 89
 enable() (*mpf.devices.multiball_lock.MultiballLock* method), 87
 enable() (*mpf.devices.sequence_shot.SequenceShot* method), 98
 enable() (*mpf.devices.shot.Shot* method), 104
 enable() (*mpf.devices.shot_group.ShotGroup* method), 101
 enable() (*mpf.devices.shot_profile.ShotProfile* method), 103
 enable() (*mpf.devices.state_machine.StateMachine* method), 106
 enable() (*mpf.devices.timed_switch.TimedSwitch* method), 109
 enable() (*mpf.devices.timer.Timer* method), 111
 enable() (*mpf.plugins.auditor.Auditor* method), 30
 enable_credit_play() (*mpf.modes.credits.code.credits.Credits* method), 122
 enable_events() (*mpf.core.player.Player* method), 236
 enable_free_play() (*mpf.modes.credits.code.credits.Credits* method), 122
 enable_keep_up() (*mpf.devices.drop_target.DropTarget* method), 73
 enable_rotation() (*mpf.devices.shot_group.ShotGroup* method), 101
 enabled (*mpf.core.ball_search.BallSearch* attribute), 230
 enabled (*mpf.devices.achievement_group.AchievementGroup* attribute), 54
 enabled (*mpf.devices.ball_hold.BallHold* attribute), 60
 enabled (*mpf.devices.ball_routing.BallRouting* attribute), 62
 enabled (*mpf.devices.extra_ball.ExtraBall* attribute), 76
 enabled (*mpf.devices.extra_ball_group.ExtraBallGroup* attribute), 75
 enabled (*mpf.devices.logic_blocks.Accrual* attribute), 52
 enabled (*mpf.devices.logic_blocks.Counter* attribute), 67
 enabled (*mpf.devices.logic_blocks.Sequence* attribute), 99
 enabled (*mpf.devices.multiball.Multiball* attribute), 89
 enabled (*mpf.devices.multiball_lock.MultiballLock* attribute), 87
 enabled (*mpf.devices.shot.Shot* attribute), 104
 enabled (*mpf.plugins.auditor.Auditor* attribute), 30
 end_ball() (*mpf.modes.game.code.game.Game* method), 125
 end_game() (*mpf.modes.game.code.game.Game* method), 125
 enqueue_show() (*mpf.devices.show_queue.ShowQueue* method), 106
 eom_resp() (*mpf.platforms.opp.opp.OppHardwarePlatform* static method), 146
 error_log() (*mpf.core.ball_search.BallSearch* method), 230
 error_log() (*mpf.core.data_manager.DataManager* method), 245
 error_log() (*mpf.core.delays.DelayManager* method), 247
 error_log() (*mpf.core.logging.LogMixin* method), 232
 error_log() (*mpf.core.mode.Mode* method), 234
 error_log() (*mpf.modes.attract.code.attract.Attract* method), 114
 error_log() (*mpf.modes.bonus.code.bonus.Bonus* method), 117
 error_log() (*mpf.modes.carousel.code.carousel.Carousel*

method), 119
 error_log() (*mpf.modes.credits.code.credits.Credits method*), 122
 error_log() (*mpf.modes.game.code.game.Game method*), 125
 error_log() (*mpf.modes.high_score.code.high_score.HighScore method*), 127
 error_log() (*mpf.modes.match.code.match.Match method*), 130
 error_log() (*mpf.modes.service.code.service.Service method*), 132
 error_log() (*mpf.modes.tilt.code.tilt.Tilt method*), 135
 event_activate() (*mpf.devices.diverter.Diverter method*), 70
 event_add() (*mpf.devices.logic_blocks.Counter method*), 67
 event_add_a_ball() (*mpf.devices.multiball.Multiball method*), 89
 event_advance() (*mpf.devices.shot.Shot method*), 104
 event_award() (*mpf.devices.extra_ball.ExtraBall method*), 76
 event_award() (*mpf.devices.extra_ball_group.ExtraBallGroup method*), 75
 event_award_lit() (*mpf.devices.extra_ball_group.ExtraBallGroup method*), 75
 event_ball_search_block() (*mpf.devices.playfield.Playfield method*), 92
 event_ball_search_disable() (*mpf.devices.playfield.Playfield method*), 92
 event_ball_search_enable() (*mpf.devices.playfield.Playfield method*), 92
 event_ball_search_unblock() (*mpf.devices.playfield.Playfield method*), 92
 event_cancel() (*mpf.devices.sequence_shot.SequenceShot method*), 98
 event_complete() (*mpf.devices.achievement.Achievement method*), 55
 event_config_to_dict() (*mpf.core.utility_functions.Util static method*), 242
 event_count() (*mpf.devices.logic_blocks.Counter method*), 67
 event_deactivate() (*mpf.devices.diverter.Diverter method*), 70
 event_delayed_eject() (*mpf.devices.ball_save.BallSave method*), 63
 event_disable() (*mpf.devices.achievement.Achievement method*), 55
 event_disable() (*mpf.devices.achievement_group.AchievementGroup method*), 54
 event_disable() (*mpf.devices.autofire.AutofireCoil method*), 57
 event_disable() (*mpf.devices.ball_hold.BallHold method*), 60
 event_disable() (*mpf.devices.ball_routing.BallRouting method*), 62
 event_disable() (*mpf.devices.ball_save.BallSave method*), 63
 event_disable() (*mpf.devices.digital_output.DigitalOutput method*), 69
 event_disable() (*mpf.devices.diverter.Diverter method*), 70
 event_disable() (*mpf.devices.driver.Driver method*), 64
 event_disable() (*mpf.devices.dual_wound_coil.DualWoundCoil method*), 74
 event_disable() (*mpf.devices.flipper.Flipper method*), 78
 event_disable() (*mpf.devices.kickback.Kickback method*), 80
 event_disable() (*mpf.devices.logic_blocks.Accrual method*), 52
 event_disable() (*mpf.devices.logic_blocks.Counter method*), 67
 event_disable() (*mpf.devices.logic_blocks.Sequence method*), 99
 event_disable() (*mpf.devices.magnet.Magnet method*), 86
 event_disable() (*mpf.devices.multiball.Multiball method*), 89
 event_disable() (*mpf.devices.multiball_lock.MultiballLock method*), 87
 event_disable() (*mpf.devices.shot.Shot method*), 104
 event_disable() (*mpf.devices.shot_group.ShotGroup method*), 102
 event_disable_keep_up() (*mpf.devices.drop_target.DropTarget method*), 73
 event_disable_rotation() (*mpf.devices.shot_group.ShotGroup method*), 102
 event_early_ball_save() (*mpf.devices.ball_save.BallSave method*), 63
 event_eject() (*mpf.devices.ball_device.ball_device.BallDevice method*), 58
 event_eject_all() (*mpf.devices.ball_device.ball_device.BallDevice method*), 58

method), 58
 event_enable() (mpf.devices.achievement.Achievement method), 55
 event_enable() (mpf.devices.achievement_group.AchievementGroup method), 54
 event_enable() (mpf.devices.autofire.AutofireCoil method), 57
 event_enable() (mpf.devices.ball_hold.BallHold method), 61
 event_enable() (mpf.devices.ball_routing.BallRouting method), 62
 event_enable() (mpf.devices.ball_save.BallSave method), 63
 event_enable() (mpf.devices.combo_switch.ComboSwitch method), 66
 event_enable() (mpf.devices.digital_output.DigitalOutput method), 69
 event_enable() (mpf.devices.diverter.Diverter method), 70
 event_enable() (mpf.devices.driver.Driver method), 65
 event_enable() (mpf.devices.drop_target.DropTargetBank method), 72
 event_enable() (mpf.devices.dual_wound_coil.DualWoundCoil method), 74
 event_enable() (mpf.devices.extra_ball.ExtraBall method), 76
 event_enable() (mpf.devices.flipper.Flipper method), 78
 event_enable() (mpf.devices.kickback.Kickback method), 81
 event_enable() (mpf.devices.logic_blocks.Accrual method), 52
 event_enable() (mpf.devices.logic_blocks.Counter method), 67
 event_enable() (mpf.devices.logic_blocks.Sequence method), 99
 event_enable() (mpf.devices.magnet.Magnet method), 86
 event_enable() (mpf.devices.multiball.Multiball method), 89
 event_enable() (mpf.devices.multiball_lock.MultiballLock method), 87
 event_enable() (mpf.devices.sequence_shot.SequenceShot method), 98
 event_enable() (mpf.devices.shot.Shot method), 104
 event_enable() (mpf.devices.shot_group.ShotGroup method), 102
 event_enable() (mpf.devices.shot_profile.ShotProfile method), 103
 event_enable() (mpf.devices.state_machine.StateMachine method), 106
 event_enable() (mpf.devices.timed_switch.TimedSwitch method), 109
 event_enable() (mpf.devices.timer.Timer method), 111
 event_enable_keep_up() (mpf.devices.drop_target.DropTarget method), 73
 event_enable_rotation() (mpf.devices.shot_group.ShotGroup method), 102
 event_end_ball() (mpf.modes.game.code.game.Game method), 125
 event_end_game() (mpf.modes.game.code.game.Game method), 125
 event_entrance() (mpf.devices.ball_device.ball_device.BallDevice method), 58
 event_fling_ball() (mpf.devices.magnet.Magnet method), 86
 event_go_to_position() (mpf.devices.motor.Motor method), 87
 event_grab_ball() (mpf.devices.magnet.Magnet method), 86
 event_hit() (mpf.devices.shot.Shot method), 104
 event_jump() (mpf.devices.logic_blocks.Counter method), 67
 event_knockdown() (mpf.devices.drop_target.DropTarget method), 73
 event_light() (mpf.devices.extra_ball.ExtraBall method), 76
 event_light() (mpf.devices.extra_ball_group.ExtraBallGroup method), 75
 event_move_to_position() (mpf.devices.stepper.Stepper method), 107
 event_pulse() (mpf.devices.digital_output.DigitalOutput method), 69
 event_pulse() (mpf.devices.driver.Driver method), 65
 event_pulse() (mpf.devices.dual_wound_coil.DualWoundCoil method), 74
 event_release_all() (mpf.devices.ball_hold.BallHold method), 61
 event_release_ball() (mpf.devices.magnet.Magnet method), 86
 event_release_one() (mpf.devices.ball_hold.BallHold method), 61
 event_release_one_if_full() (mpf.devices.ball_hold.BallHold method), 61
 event_request_ball() (mpf.devices.ball_device.ball_device.BallDevice method), 58
 event_reset() (mpf.devices.achievement.Achievement method), 55

event_reset () (*mpf.devices.ball_hold.BallHold method*), 61
 event_reset () (*mpf.devices.diverter.Diverter method*), 70
 event_reset () (*mpf.devices.drop_target.DropTarget method*), 73
 event_reset () (*mpf.devices.drop_target.DropTargetBank method*), 72
 event_reset () (*mpf.devices.logic_blocks.Accrual method*), 53
 event_reset () (*mpf.devices.logic_blocks.Counter method*), 67
 event_reset () (*mpf.devices.logic_blocks.Sequence method*), 99
 event_reset () (*mpf.devices.magnet.Magnet method*), 86
 event_reset () (*mpf.devices.motor.Motor method*), 87
 event_reset () (*mpf.devices.multiball.Multiball method*), 89
 event_reset () (*mpf.devices.servo.Servo method*), 100
 event_reset () (*mpf.devices.shot.Shot method*), 104
 event_reset () (*mpf.devices.shot_group.ShotGroup method*), 102
 event_reset () (*mpf.devices.stepper.Stepper method*), 107
 event_reset_all_counts () (*mpf.devices.multiball_lock.MultiballLock method*), 88
 event_reset_count_for_current_player () (*mpf.devices.multiball_lock.MultiballLock method*), 88
 event_restart () (*mpf.devices.logic_blocks.Accrual method*), 53
 event_restart () (*mpf.devices.logic_blocks.Counter method*), 67
 event_restart () (*mpf.devices.logic_blocks.Sequence method*), 99
 event_restart () (*mpf.devices.shot.Shot method*), 104
 event_restart () (*mpf.devices.shot_group.ShotGroup method*), 102
 event_rotate () (*mpf.devices.shot_group.ShotGroup method*), 102
 event_rotate_left () (*mpf.devices.achievement_group.AchievementGroup method*), 54
 event_rotate_left () (*mpf.devices.shot_group.ShotGroup method*), 102
 event_rotate_right () (*mpf.devices.achievement_group.AchievementGroup method*), 54
 event_rotate_right () (*mpf.devices.shot_group.ShotGroup method*), 102
 event_select () (*mpf.devices.achievement.Achievement method*), 55
 event_select_random_achievement () (*mpf.devices.achievement_group.AchievementGroup method*), 54
 event_start () (*mpf.devices.achievement.Achievement method*), 55
 event_start () (*mpf.devices.multiball.Multiball method*), 89
 event_start_or_add_a_ball () (*mpf.devices.multiball.Multiball method*), 89
 event_start_selected () (*mpf.devices.achievement_group.AchievementGroup method*), 54
 event_stop () (*mpf.devices.achievement.Achievement method*), 55
 event_stop () (*mpf.devices.multiball.Multiball method*), 89
 event_subtract () (*mpf.devices.logic_blocks.Counter method*), 67
 event_sw_flip () (*mpf.devices.flipper.Flipper method*), 78
 event_sw_release () (*mpf.devices.flipper.Flipper method*), 78
 event_timer_start () (*mpf.devices.ball_save.BallSave method*), 63
 event_transfer () (*mpf.devices.playfield_transfer.PlayfieldTransfer method*), 90
 event_unselect () (*mpf.devices.achievement.Achievement method*), 55
 EventManager (*class in mpf.core.events*), 33
 EventPlayer (*class in mpf.config_players.event_player*), 167
 expected_ball_received () (*mpf.devices.ball_device.ball_device.BallDevice method*), 58
 expected_ball_received () (*mpf.devices.playfield.Playfield method*), 92
 external_reset_from_bank () (*mpf.devices.drop_target.DropTarget method*), 73
 ExtraBall (*class in mpf.devices.extra_ball*), 76
 ExtraBallGroup (*class in mpf.devices.extra_ball_group*), 75

F

fade_in_progress (*mpf.devices.light.Light attribute*), 83

FadecandyHardwarePlatform (class in *mpf.platforms.fadecandy*), 137
fail() (*mpf.tests.MpfBcpTestCase.MpfBcpTestCase* method), 181
fail() (*mpf.tests.MpfFakeGameTestCase.MpfFakeGameTestCase* method), 192
fail() (*mpf.tests.MpfGameTestCase.MpfGameTestCase* method), 203
fail() (*mpf.tests.MpfMachineTestCase.MpfMachineTestCase* method), 213
fail() (*mpf.tests.MpfTestCase.MpfTestCase* method), 222
FastHardwarePlatform (class in *mpf.platforms.fast.fast*), 137
FileManager (class in *mpf.core.file_manager*), 231
fill_troughs() (*mpf.tests.MpfFakeGameTestCase.MpfFakeGameTestCase* method), 192
fill_troughs() (*mpf.tests.MpfGameTestCase.MpfGameTestCase* method), 203
find_available_ball_in_path() (*mpf.devices.ball_device.ball_device.BallDevice* method), 58
find_next_trough() (*mpf.devices.ball_device.ball_device.BallDevice* method), 59
find_one_available_ball() (*mpf.devices.ball_device.ball_device.BallDevice* method), 59
find_path_to_target() (*mpf.devices.ball_device.ball_device.BallDevice* method), 59
first() (*mpf.core.utility_functions.Util* static method), 242
FlasherPlayer (class in *mpf.config_players.flasher_player*), 167
fling_ball() (*mpf.devices.magnet.Magnet* method), 86
Flipper (class in *mpf.devices.flipper*), 77
format_log_line() (*mpf.core.ball_search.BallSearch* method), 230
format_log_line() (*mpf.core.data_manager.DataManager* method), 245
format_log_line() (*mpf.core.delays.DelayManager* method), 247
format_log_line() (*mpf.core.logging.LogMixin* method), 232
format_log_line() (*mpf.core.mode.Mode* method), 234
format_log_line() (*mpf.devices.accelerometer.Accelerometer* method), 51
format_log_line() (*mpf.devices.achievement.Achievement* method), 55
format_log_line() (*mpf.devices.achievement_group.AchievementGroup* method), 54
format_log_line() (*mpf.devices.autofire.AutofireCoil* method), 57
format_log_line() (*mpf.devices.ball_device.ball_device.BallDevice* method), 59
format_log_line() (*mpf.devices.ball_hold.BallHold* method), 61
format_log_line() (*mpf.devices.ball_routing.BallRouting* method), 62
format_log_line() (*mpf.devices.ball_save.BallSave* method), 63
format_log_line() (*mpf.devices.combo_switch.ComboSwitch* method), 66
format_log_line() (*mpf.devices.digital_output.DigitalOutput* method), 69
format_log_line() (*mpf.devices.diverter.Diverter* method), 70
format_log_line() (*mpf.devices.dmd.Dmd* method), 71
format_log_line() (*mpf.devices.driver.Driver* method), 65
format_log_line() (*mpf.devices.drop_target.DropTarget* method), 73
format_log_line() (*mpf.devices.drop_target.DropTargetBank* method), 72
format_log_line() (*mpf.devices.dual_wound_coil.DualWoundCoil* method), 74
format_log_line() (*mpf.devices.extra_ball.ExtraBall* method), 76
format_log_line() (*mpf.devices.extra_ball_group.ExtraBallGroup* method), 75
format_log_line() (*mpf.devices.flipper.Flipper* method), 78
format_log_line() (*mpf.devices.hardware_sound_system.HardwareSoundSystem* method), 79
format_log_line()

(*mpf.devices.kickback.Kickback* method), 81
format_log_line() (*mpf.devices.light.Light* method), 83
format_log_line() (*mpf.devices.light_group.LightRing* method), 81
format_log_line() (*mpf.devices.light_group.LightStrip* method), 82
format_log_line() (*mpf.devices.logic_blocks.Accrual* method), 53
format_log_line() (*mpf.devices.logic_blocks.Counter* method), 68
format_log_line() (*mpf.devices.logic_blocks.Sequence* method), 99
format_log_line() (*mpf.devices.magnet.Magnet* method), 86
format_log_line() (*mpf.devices.motor.Motor* method), 87
format_log_line() (*mpf.devices.multiball.Multiball* method), 89
format_log_line() (*mpf.devices.multiball_lock.MultiballLock* method), 88
format_log_line() (*mpf.devices.playfield.Playfield* method), 92
format_log_line() (*mpf.devices.playfield_transfer.PlayfieldTransfer* method), 90
format_log_line() (*mpf.devices.power_supply_unit.PowerSupplyUnit* method), 93
format_log_line() (*mpf.devices.rgb_dmd.RgbDmd* method), 94
format_log_line() (*mpf.devices.score_queue.ScoreQueue* method), 94
format_log_line() (*mpf.devices.score_reel.ScoreReel* method), 97
format_log_line() (*mpf.devices.score_reel_group.ScoreReelGroup* method), 95
format_log_line() (*mpf.devices.segment_display.SegmentDisplay* method), 97
format_log_line() (*mpf.devices.sequence_shot.SequenceShot* method), 98
format_log_line() (*mpf.devices.servo.Servo* method), 100
format_log_line() (*mpf.devices.shot.Shot* method), 104
format_log_line() (*mpf.devices.shot_group.ShotGroup* method), 102
format_log_line() (*mpf.devices.shot_profile.ShotProfile* method), 103
format_log_line() (*mpf.devices.show_queue.ShowQueue* method), 106
format_log_line() (*mpf.devices.state_machine.StateMachine* method), 106
format_log_line() (*mpf.devices.stepper.Stepper* method), 107
format_log_line() (*mpf.devices.switch.Switch* method), 108
format_log_line() (*mpf.devices.timed_switch.TimedSwitch* method), 110
format_log_line() (*mpf.devices.timer.Timer* method), 111
format_log_line() (*mpf.modes.attract.code.attract.Attract* method), 114
format_log_line() (*mpf.modes.bonus.code.bonus.Bonus* method), 117
format_log_line() (*mpf.modes.carousel.code.carousel.Carousel* method), 119
format_log_line() (*mpf.modes.credits.code.credits.Credits* method), 122
format_log_line() (*mpf.modes.game.code.game.Game* method), 125
format_log_line() (*mpf.modes.high_score.code.high_score.HighScore* method), 128
format_log_line() (*mpf.modes.match.code.match.Match* method), 130
format_log_line() (*mpf.modes.service.code.service.Service* method), 132
format_log_line() (*mpf.modes.tilt.code.tilt.Tilt* method), 135
format_log_line() (*mpf.tests.MpfBcpTestCase.MockBcpClient* method), 174
format_log_line() (*mpf.tests.MpfTestCase.TestMachineController*

- method*), 227
- `format_log_line()`
(*mpf.tests.TestDataManager.TestDataManager method*), 226
- ## G
- `Game` (class in *mpf.modes.game.code.game*), 123
- `game_ending()` (*mpf.modes.game.code.game.Game method*), 125
- `gamma_correct()` (*mpf.devices.light.Light method*), 83
- `get_abs_path()` (*mpf.tests.MpfBcpTestCase.MpfBcpTestCase static method*), 181
- `get_abs_path()` (*mpf.tests.MpfFakeGameTestCase.MpfFakeGameTestCase static method*), 192
- `get_abs_path()` (*mpf.tests.MpfGameTestCase.MpfGameTestCase static method*), 203
- `get_abs_path()` (*mpf.tests.MpfMachineTestCase.MpfMachineTestCase static method*), 213
- `get_abs_path()` (*mpf.tests.MpfTestCase.MpfTestCase static method*), 222
- `get_absolute_machine_path()`
(*mpf.tests.MpfBcpTestCase.MpfBcpTestCase method*), 181
- `get_absolute_machine_path()`
(*mpf.tests.MpfFakeGameTestCase.MpfFakeGameTestCase method*), 192
- `get_absolute_machine_path()`
(*mpf.tests.MpfGameTestCase.MpfGameTestCase method*), 203
- `get_absolute_machine_path()`
(*mpf.tests.MpfMachineTestCase.MpfMachineTestCase method*), 213
- `get_absolute_machine_path()`
(*mpf.tests.MpfTestCase.MpfTestCase method*), 223
- `get_active_event_for_switch()`
(*mpf.core.switch_controller.SwitchController static method*), 47
- `get_additional_ball_capacity()`
(*mpf.devices.playfield.Playfield class method*), 92
- `get_and_verify_hold_power()`
(*mpf.devices.driver.Driver method*), 65
- `get_and_verify_pulse_ms()`
(*mpf.devices.driver.Driver method*), 65
- `get_and_verify_pulse_power()`
(*mpf.devices.driver.Driver method*), 65
- `get_coil_config_section()`
(*mpf.platforms.fast.fast.FastHardwarePlatform class method*), 139
- `get_coil_config_section()`
(*mpf.platforms.opp.opp.OppHardwarePlatform class method*), 146
- `get_coil_map()` (*mpf.core.service_controller.ServiceController method*), 44
- `get_color()` (*mpf.devices.light.Light method*), 83
- `get_color_below()` (*mpf.devices.light.Light method*), 83
- `get_config_file()`
(*mpf.tests.MpfBcpTestCase.MpfBcpTestCase method*), 181
- `get_config_file()`
(*mpf.tests.MpfFakeGameTestCase.MpfFakeGameTestCase method*), 192
- `get_config_file()`
(*mpf.tests.MpfGameTestCase.MpfGameTestCase method*), 203
- `get_config_file()`
(*mpf.tests.MpfMachineTestCase.MpfMachineTestCase method*), 213
- `get_config_file()`
(*mpf.tests.MpfTestCase.MpfTestCase method*), 223
- `get_config_spec()` (*mpf.core.mode.Mode static method*), 234
- `get_current()` (*mpf.core.randomizer.Randomizer method*), 241
- `get_data()` (*mpf.core.data_manager.DataManager method*), 245
- `get_data()` (*mpf.tests.TestDataManager.TestDataManager method*), 226
- `get_device_control_events()`
(*mpf.core.device_manager.DeviceManager method*), 32
- `get_enable_plugins()`
(*mpf.tests.MpfBcpTestCase.MpfBcpTestCase method*), 181
- `get_enable_plugins()`
(*mpf.tests.MpfFakeGameTestCase.MpfFakeGameTestCase method*), 192
- `get_enable_plugins()`
(*mpf.tests.MpfGameTestCase.MpfGameTestCase method*), 203
- `get_enable_plugins()`
(*mpf.tests.MpfMachineTestCase.MpfMachineTestCase method*), 213
- `get_enable_plugins()`
(*mpf.tests.MpfTestCase.MpfTestCase method*), 223
- `get_event_and_condition_from_string`
(*mpf.core.events.EventManager attribute*), 34
- `get_express_config()`
(*mpf.config_players.block_event_player.BlockEventPlayer method*), 166
- `get_express_config()`
(*mpf.config_players.coil_player.CoilPlayer method*), 167

`get_express_config()` (*mpf.config_players.event_player.EventPlayer* method), 167
`get_express_config()` (*mpf.config_players.flasher_player.FlasherPlayer* method), 168
`get_express_config()` (*mpf.config_players.hardware_sound_player.HardwareSoundPlayer* method), 168
`get_express_config()` (*mpf.config_players.light_player.LightPlayer* method), 169
`get_express_config()` (*mpf.config_players.queue_event_player.QueueEventPlayer* method), 169
`get_express_config()` (*mpf.config_players.queue_relay_player.QueueRelayPlayer* method), 170
`get_express_config()` (*mpf.config_players.random_event_player.RandomEventPlayer* method), 170
`get_express_config()` (*mpf.config_players.score_queue_player.ScoreQueuePlayer* method), 171
`get_express_config()` (*mpf.config_players.segment_display_player.SegmentDisplayPlayer* method), 171
`get_express_config()` (*mpf.config_players.show_player.ShowPlayer* method), 172
`get_express_config()` (*mpf.config_players.variable_player.VariablePlayer* method), 172
`get_file_interface()` (*mpf.core.file_manager.FileManager* static method), 231
`get_from_dict()` (*mpf.core.utility_functions.Util* static method), 242
`get_gen2_cfg_resp()` (*mpf.platforms.opp.opp.OppHardwarePlatform* method), 146
`get_global_parameters()` (*mpf.core.placeholder_manager.PlaceholderManager* method), 41
`get_hw_numbers()` (*mpf.devices.light.Light* method), 84
`get_hw_switch_states()` (*mpf.platforms.fast.fast.FastHardwarePlatform* method), 139
`get_hw_switch_states()` (*mpf.platforms.lisy.lisy.LisyHardwarePlatform* method), 142
`get_hw_switch_states()` (*mpf.platforms.opp.opp.OppHardwarePlatform* method), 146
`get_hw_switch_states()` (*mpf.platforms.osc.OscPlatform* method), 149
`get_hw_switch_states()` (*mpf.platforms.p3_roc.P3RocHardwarePlatform* method), 150
`get_hw_switch_states()` (*mpf.platforms.p_roc.PRocHardwarePlatform* method), 151
`get_hw_switch_states()` (*mpf.platforms.rpi.rpi.RaspberryPiHardwarePlatform* method), 154
`get_hw_switch_states()` (*mpf.platforms.spi_bit_bang.SpiBitBangPlatform* method), 157
`get_hw_switch_states()` (*mpf.platforms.spike.spike.SpikePlatform* method), 158
`get_hw_switch_states()` (*mpf.platforms.virtual.VirtualHardwarePlatform* method), 163
`get_hw_switch_states()` (*mpf.platforms.virtual_pinball.virtual_pinball.VirtualPinballPlatform* method), 164
`get_info_string()` (*mpf.platforms.fast.fast.FastHardwarePlatform* method), 139
`get_info_string()` (*mpf.platforms.lisy.lisy.LisyHardwarePlatform* method), 142
`get_info_string()` (*mpf.platforms.opp.opp.OppHardwarePlatform* method), 146
`get_info_string()` (*mpf.platforms.p3_roc.P3RocHardwarePlatform* method), 150
`get_info_string()` (*mpf.platforms.p_roc.PRocHardwarePlatform* method), 152
`get_level_xyz()` (*mpf.devices.accelerometer.Accelerometer* method), 51
`get_level_xz()` (*mpf.devices.accelerometer.Accelerometer* method), 51
`get_level_yz()` (*mpf.devices.accelerometer.Accelerometer* method), 51
`get_light_map()` (*mpf.core.service_controller.ServiceController* method), 44
`get_list_config()` (*mpf.config_players.event_player.EventPlayer* method), 167
`get_list_config()` (*mpf.config_players.random_event_player.RandomEventPlayer* method), 170

[get_list_config\(\)](#) (*mpf.config_players.variable_player.VariablePlayer method*), 172
[get_machine_path\(\)](#) (*mpf.tests.MpfBcpTestCase.MpfBcpTestCase method*), 181
[get_machine_path\(\)](#) (*mpf.tests.MpfFakeGameTestCase.MpfFakeGameTestCase method*), 192
[get_machine_path\(\)](#) (*mpf.tests.MpfGameTestCase.MpfGameTestCase method*), 204
[get_machine_path\(\)](#) (*mpf.tests.MpfMachineTestCase.MpfMachineTestCase method*), 213
[get_machine_path\(\)](#) (*mpf.tests.MpfTestCase.MpfTestCase method*), 223
[get_monitorable_devices\(\)](#) (*mpf.core.device_manager.DeviceManager method*), 32
[get_ms_since_last_change\(\)](#) (*mpf.devices.switch.Switch method*), 108
[get_named_list_from_objects\(\)](#) (*mpf.core.utility_functions.Util static method*), 242
[get_next\(\)](#) (*mpf.core.randomizer.Randomizer method*), 241
[get_next_show_id\(\)](#) (*mpf.core.show_controller.ShowController method*), 45
[get_options\(\)](#) (*mpf.tests.MpfBcpTestCase.MpfBcpTestCase method*), 182
[get_options\(\)](#) (*mpf.tests.MpfFakeGameTestCase.MpfFakeGameTestCase method*), 193
[get_options\(\)](#) (*mpf.tests.MpfGameTestCase.MpfGameTestCase method*), 204
[get_options\(\)](#) (*mpf.tests.MpfMachineTestCase.MpfMachineTestCase method*), 214
[get_options\(\)](#) (*mpf.tests.MpfTestCase.MpfTestCase method*), 223
[get_placeholder_value\(\)](#) (*mpf.devices.accelerometer.Accelerometer method*), 51
[get_placeholder_value\(\)](#) (*mpf.devices.achievement.Achievement method*), 56
[get_placeholder_value\(\)](#) (*mpf.devices.achievement_group.AchievementGroup method*), 54
[get_placeholder_value\(\)](#) (*mpf.devices.autofire.AutofireCoil method*), 57
[get_placeholder_value\(\)](#) (*mpf.devices.ball_device.ball_device.BallDevice method*), 59
[get_placeholder_value\(\)](#) (*mpf.devices.ball_hold.BallHold method*), 61
[get_placeholder_value\(\)](#) (*mpf.devices.ball_routing.BallRouting method*), 62
[get_placeholder_value\(\)](#) (*mpf.devices.ball_save.BallSave method*), 63
[get_placeholder_value\(\)](#) (*mpf.devices.combo_switch.ComboSwitch method*), 66
[get_placeholder_value\(\)](#) (*mpf.devices.diverter.Diverter method*), 70
[get_placeholder_value\(\)](#) (*mpf.devices.drop_target.DropTarget method*), 73
[get_placeholder_value\(\)](#) (*mpf.devices.drop_target.DropTargetBank method*), 72
[get_placeholder_value\(\)](#) (*mpf.devices.extra_ball.ExtraBall method*), 77
[get_placeholder_value\(\)](#) (*mpf.devices.extra_ball_group.ExtraBallGroup method*), 75
[get_placeholder_value\(\)](#) (*mpf.devices.flipper.Flipper method*), 79
[get_placeholder_value\(\)](#) (*mpf.devices.kickback.Kickback method*), 81
[get_placeholder_value\(\)](#) (*mpf.devices.light.Light method*), 84
[get_placeholder_value\(\)](#) (*mpf.devices.logic_blocks.Accrual method*), 53
[get_placeholder_value\(\)](#) (*mpf.devices.logic_blocks.Counter method*), 68
[get_placeholder_value\(\)](#) (*mpf.devices.logic_blocks.Sequence method*), 99
[get_placeholder_value\(\)](#) (*mpf.devices.magnet.Magnet method*), 86
[get_placeholder_value\(\)](#) (*mpf.devices.multiball.Multiball method*), 89
[get_placeholder_value\(\)](#) (*mpf.devices.multiball_lock.MultiballLock method*), 88
[get_placeholder_value\(\)](#) (*mpf.devices.playfield.Playfield method*), 92
[get_placeholder_value\(\)](#)

(*mpf.devices.segment_display.SegmentDisplay*
method), 97
 get_placeholder_value() (*mpf.devices.servo.Servo*
method), 100
 get_placeholder_value() (*mpf.devices.shot.Shot*
method), 104
 get_placeholder_value() (*mpf.devices.shot_group.ShotGroup*
method), 102
 get_placeholder_value() (*mpf.devices.state_machine.StateMachine*
method), 106
 get_placeholder_value() (*mpf.devices.stepper.Stepper*
method), 107
 get_placeholder_value() (*mpf.devices.switch.Switch*
method), 108
 get_placeholder_value() (*mpf.devices.timed_switch.TimedSwitch*
method), 110
 get_placeholder_value() (*mpf.devices.timer.Timer*
method), 111
 get_platform() (*mpf.tests.MpfBcpTestCase.MpfBcpTestCase*
method), 182
 get_platform() (*mpf.tests.MpfFakeGameTestCase.MpfFakeGameTestCase*
method), 193
 get_platform() (*mpf.tests.MpfGameTestCase.MpfGameTestCase*
method), 204
 get_platform() (*mpf.tests.MpfMachineTestCase.MpfMachineTestCase*
method), 214
 get_platform() (*mpf.tests.MpfTestCase.MpfTestCase*
method), 223
 get_platform_sections() (*mpf.core.machine.MachineController*
method), 38
 get_platform_sections() (*mpf.tests.MpfTestCase.TestMachineController*
method), 227
 get_setting_machine_var() (*mpf.core.settings_controller.SettingsController*
method), 45
 get_setting_value() (*mpf.core.settings_controller.SettingsController*
method), 45
 get_setting_value_label() (*mpf.core.settings_controller.SettingsController*
method), 45
 get_settings() (*mpf.core.settings_controller.SettingsController*
method), 45
 get_start_value() (*mpf.devices.logic_blocks.Accrual*
method), 53
 get_start_value() (*mpf.devices.logic_blocks.Counter*
method), 68
 get_start_value() (*mpf.devices.logic_blocks.Sequence*
method), 99
 get_stepper_config_section() (*mpf.platforms.pololu.pololu_tic.PololuTICHardwarePlatform*
class method), 153
 get_stepper_config_section() (*mpf.platforms.spike.spike.SpikePlatform*
class method), 158
 get_stepper_config_section() (*mpf.platforms.step_stick.StepStickDigitalOutputPlatform*
class method), 160
 get_stepper_config_section() (*mpf.platforms.trinamics_steprocker.TrinamicsStepRocker*
class method), 162
 get_string_config() (*mpf.config_players.hardware_sound_player.HardwareSoundPlayer*
method), 168
 get_successor_number() (*mpf.devices.light.Light*
method), 84
 get_switch_config_section() (*mpf.platforms.fast.fast.FastHardwarePlatform*
class method), 139
 get_switch_config_section() (*mpf.platforms.spike.spike.SpikePlatform*
class method), 158
 get_switch_map() (*mpf.core.service_controller.ServiceController*
method), 44
 get_token() (*mpf.devices.light_group.LightRing*
method), 82
 get_token() (*mpf.devices.light_group.LightStrip*
method), 82
 get_use_bcp() (*mpf.tests.MpfBcpTestCase.MpfBcpTestCase*
method), 182
 get_use_bcp() (*mpf.tests.MpfFakeGameTestCase.MpfFakeGameTestCase*
method), 193
 get_use_bcp() (*mpf.tests.MpfGameTestCase.MpfGameTestCase*
method), 204
 get_use_bcp() (*mpf.tests.MpfMachineTestCase.MpfMachineTestCase*
method), 214
 get_use_bcp() (*mpf.tests.MpfTestCase.MpfTestCase*
method), 223
 get_wait_time_for_pulse() (*mpf.devices.power_supply_unit.PowerSupplyUnit*
method), 93
 give_up() (*mpf.core.ball_search.BallSearch*
method), 230
 go_to_position() (*mpf.devices.motor.Motor*
method), 87
 go_to_position() (*mpf.devices.servo.Servo*
method), 100
 grab_ball() (*mpf.devices.magnet.Magnet*
method), 86
 green (*mpf.core.rgb_color.RGBColor*
attribute), 239
 green (*mpf.core.rgba_color.RGBAColor*
attribute), 238
 group (*mpf.devices.extra_ball.ExtraBall*
attribute), 77

H

- `handle_mechanical_eject_during_idle()`
(*mpf.devices.ball_device.ball_device.BallDevice* method), 59
 - `handle_subscription_change()`
(*mpf.config_players.light_player.LightPlayer* method), 169
 - `handle_subscription_change()`
(*mpf.config_players.show_player.ShowPlayer* method), 172
 - `handle_subscription_change()`
(*mpf.config_players.variable_player.VariablePlayer* method), 172
 - `HardwareSoundPlayer` (class in *mpf.config_players.hardware_sound_player*), 168
 - `HardwareSoundSystem` (class in *mpf.devices.hardware_sound_system*), 79
 - `hex` (*mpf.core.rgb_color.RGBColor* attribute), 239
 - `hex` (*mpf.core.rgba_color.RGBAColor* attribute), 238
 - `hex_string_to_int()`
(*mpf.core.utility_functions.Util* static method), 242
 - `hex_string_to_list()`
(*mpf.core.utility_functions.Util* static method), 243
 - `hex_to_rgb()` (*mpf.core.rgb_color.RGBColor* static method), 239
 - `hex_to_rgb()` (*mpf.core.rgba_color.RGBAColor* static method), 238
 - `HighScore` (class in *mpf.modes.high_score.code.high_score*), 126
 - `hit()` (*mpf.devices.logic_blocks.Accrual* method), 53
 - `hit()` (*mpf.devices.logic_blocks.Sequence* method), 100
 - `hit()` (*mpf.devices.shot.Shot* method), 104
 - `hit_and_release_switch()`
(*mpf.tests.MpfBcpTestCase.MpfBcpTestCase* method), 182
 - `hit_and_release_switch()`
(*mpf.tests.MpfFakeGameTestCase.MpfFakeGameTestCase* method), 193
 - `hit_and_release_switch()`
(*mpf.tests.MpfGameTestCase.MpfGameTestCase* method), 204
 - `hit_and_release_switch()`
(*mpf.tests.MpfMachineTestCase.MpfMachineTestCase* method), 214
 - `hit_and_release_switch()`
(*mpf.tests.MpfTestCase.MpfTestCase* method), 224
 - `hit_and_release_switches_simultaneously()`
(*mpf.tests.MpfBcpTestCase.MpfBcpTestCase* method), 182
 - `hit_and_release_switches_simultaneously()`
(*mpf.tests.MpfFakeGameTestCase.MpfFakeGameTestCase* method), 193
 - `hit_and_release_switches_simultaneously()`
(*mpf.tests.MpfGameTestCase.MpfGameTestCase* method), 204
 - `hit_and_release_switches_simultaneously()`
(*mpf.tests.MpfMachineTestCase.MpfMachineTestCase* method), 214
 - `hit_and_release_switches_simultaneously()`
(*mpf.tests.MpfTestCase.MpfTestCase* method), 224
 - `hit_switch_and_run()`
(*mpf.tests.MpfBcpTestCase.MpfBcpTestCase* method), 182
 - `hit_switch_and_run()`
(*mpf.tests.MpfFakeGameTestCase.MpfFakeGameTestCase* method), 193
 - `hit_switch_and_run()`
(*mpf.tests.MpfGameTestCase.MpfGameTestCase* method), 204
 - `hit_switch_and_run()`
(*mpf.tests.MpfMachineTestCase.MpfMachineTestCase* method), 214
 - `hit_switch_and_run()`
(*mpf.tests.MpfTestCase.MpfTestCase* method), 224
 - `hurry_up()` (*mpf.modes.bonus.code.bonus.Bonus* method), 117
 - `hw_state` (*mpf.devices.switch.Switch* attribute), 108
- ## I
- `I2CServoControllerHardwarePlatform` (class in *mpf.platforms.i2c_servo_controller*), 141
 - `ignorable_runtime_exception()`
(*mpf.core.ball_search.BallSearch* method), 230
 - `ignorable_runtime_exception()`
(*mpf.core.data_manager.DataManager* method), 246
 - `ignorable_runtime_exception()`
(*mpf.core.delays.DelayManager* method), 247
 - `ignorable_runtime_exception()`
(*mpf.core.logging.LogMixin* method), 232
 - `ignorable_runtime_exception()`
(*mpf.core.mode.Mode* method), 234
 - `ignorable_runtime_exception()`
(*mpf.modes.attract.code.attract.Attract* method), 114
 - `ignorable_runtime_exception()`
(*mpf.modes.bonus.code.bonus.Bonus* method), 117
 - `ignorable_runtime_exception()`

(mpf.modes.carousel.code.carousel.Carousel method), 119
ignorable_runtime_exception() (*mpf.modes.credits.code.credits.Credits method*), 122
ignorable_runtime_exception() (*mpf.modes.game.code.game.Game method*), 125
ignorable_runtime_exception() (*mpf.modes.high_score.code.high_score.HighScore method*), 128
ignorable_runtime_exception() (*mpf.modes.match.code.match.Match method*), 130
ignorable_runtime_exception() (*mpf.modes.service.code.service.Service method*), 132
ignorable_runtime_exception() (*mpf.modes.tilt.code.tilt.Tilt method*), 135
ignorable_runtime_exception() (*mpf.tests.MpfBcpTestCase.MockBcpClient method*), 175
ignorable_runtime_exception() (*mpf.tests.MpfTestCase.TestMachineController method*), 227
ignorable_runtime_exception() (*mpf.tests.TestDataManager.TestDataManager method*), 226
increase_volume() (*mpf.devices.hardware_sound_system.HardwareSoundSystem method*), 79
info_log() (*mpf.core.ball_search.BallSearch method*), 230
info_log() (*mpf.core.data_manager.DataManager method*), 246
info_log() (*mpf.core.delays.DelayManager method*), 247
info_log() (*mpf.core.logging.LogMixin method*), 232
info_log() (*mpf.core.mode.Mode method*), 234
info_log() (*mpf.modes.attract.code.attract.Attract method*), 114
info_log() (*mpf.modes.bonus.code.bonus.Bonus method*), 117
info_log() (*mpf.modes.carousel.code.carousel.Carousel method*), 119
info_log() (*mpf.modes.credits.code.credits.Credits method*), 122
info_log() (*mpf.modes.game.code.game.Game method*), 125
info_log() (*mpf.modes.high_score.code.high_score.HighScore method*), 128
info_log() (*mpf.modes.match.code.match.Match method*), 130
info_log() (*mpf.modes.service.code.service.Service method*), 132
info_log() (*mpf.modes.tilt.code.tilt.Tilt method*), 135
InfoLights (*class in mpf.plugins.info_lights*), 36
init() (*mpf.core.file_manager.FileManager class method*), 231
init_done() (*mpf.core.machine.MachineController method*), 38
init_done() (*mpf.tests.MpfTestCase.TestMachineController method*), 227
initialise() (*mpf.core.machine.MachineController method*), 38
initialise() (*mpf.tests.MpfTestCase.TestMachineController method*), 227
initialise_core_and_hardware() (*mpf.core.machine.MachineController method*), 38
initialise_core_and_hardware() (*mpf.tests.MpfTestCase.TestMachineController method*), 227
initialise_light_subsystem() (*mpf.core.light_controller.LightController method*), 37
initialise_mode() (*mpf.core.mode.Mode method*), 234
initialise_mode() (*mpf.modes.attract.code.attract.Attract method*), 114
initialise_mode() (*mpf.modes.bonus.code.bonus.Bonus method*), 117
initialise_mode() (*mpf.modes.carousel.code.carousel.Carousel method*), 119
initialise_mode() (*mpf.modes.credits.code.credits.Credits method*), 122
initialise_mode() (*mpf.modes.game.code.game.Game method*), 125
initialise_mode() (*mpf.modes.high_score.code.high_score.HighScore method*), 128
initialise_mode() (*mpf.modes.match.code.match.Match method*), 130
initialise_mode() (*mpf.modes.service.code.service.Service method*), 132
initialise_mode() (*mpf.modes.tilt.code.tilt.Tilt method*), 135
initialise_modes() (*mpf.core.mode_controller.ModeController method*), 40
initialise_mpf() (*mpf.core.machine.MachineController method*), 132

method), 38
initialise_mpf() (*mpf.tests.MpfTestCase.TestMachineController*
method), 228
initialize() (*mpf.platforms.fast.fast.FastHardwarePlatform*
method), 139
initialize() (*mpf.platforms.i2c_servo_controller.I2CServoController*
method), 141
initialize() (*mpf.platforms.lisy.lisy.LisyHardwarePlatform*
method), 142
initialize() (*mpf.platforms.mma8451.MMA8451Platform*
method), 144
initialize() (*mpf.platforms.mypinballs.mypinballs.MyPinballsHardwarePlatform*
method), 144
initialize() (*mpf.platforms.openpixel.OpenpixelHardwarePlatform*
method), 145
initialize() (*mpf.platforms.opp.opp.OppHardwarePlatform*
method), 146
initialize() (*mpf.platforms.osc.OscPlatform*
method), 149
initialize() (*mpf.platforms.pin2dmd.Pin2DmdHardwarePlatform*
method), 152
initialize() (*mpf.platforms.pololu_maestro.PololuMaestroHardwarePlatform*
method), 153
initialize() (*mpf.platforms.rpi.rpi.RaspberryPiHardwarePlatform*
method), 154
initialize() (*mpf.platforms.rpi_dmd.RpiDmdPlatform*
method), 155
initialize() (*mpf.platforms.smartmatrix.SmartMatrixHardwarePlatform*
method), 156
initialize() (*mpf.platforms.smbus2.Smbus2*
method), 157
initialize() (*mpf.platforms.spi_bit_bang.SpiBitBangPlatform*
method), 157
initialize() (*mpf.platforms.spike.spike.SpikePlatform*
method), 158
initialize() (*mpf.platforms.system11.System11OverlayPlatform*
method), 161
initialize() (*mpf.platforms.trinamics_steprocker.TrinamicsStepRocker*
method), 162
initialize() (*mpf.platforms.virtual.VirtualHardwarePlatform*
method), 163
initialize() (*mpf.platforms.virtual_pinball.virtual_pinball.VirtualPinballPlatform*
method), 164
initialize_devices()
(*mpf.core.device_manager.DeviceManager*
method), 32
int_to_hex_string()
(*mpf.core.utility_functions.Util* *static method*),
243
int_to_reel_list()
(*mpf.devices.score_reel_group.ScoreReelGroup*
method), 95
inv_resp() (*mpf.platforms.opp.opp.OppHardwarePlatform*
method), 146
is_active() (*mpf.core.mode_controller.ModeController*
method), 40
is_active() (*mpf.core.switch_controller.SwitchController*
method), 47
is_entry_valid_outside_mode()
(*mpf.core.utility_functions.random_event_player.RandomEventPlayer*
static method), 170
is_entry_valid_outside_mode()
(*mpf.config_players.score_queue_player.ScoreQueuePlayer*
static method), 171
is_entry_valid_outside_mode()
(*mpf.config_players.variable_player.VariablePlayer*
static method), 173
is_game_mode() (*mpf.devices.ball_hold.BallHold* *method*),
61
is_game_mode (*mpf.core.mode.Mode* *attribute*), 234
is_game_mode (*mpf.modes.attract.code.attract.Attract*
attribute), 114
is_game_mode (*mpf.modes.bonus.code.bonus.Bonus*
attribute), 117
is_game_mode (*mpf.modes.carousel.code.carousel.Carousel*
attribute), 119
is_game_mode (*mpf.modes.credits.code.credits.Credits*
attribute), 122
is_game_mode (*mpf.modes.game.code.game.Game* *at-*
tribute), 125
is_game_mode (*mpf.modes.high_score.code.high_score.HighScore*
attribute), 128
is_game_mode (*mpf.modes.match.code.match.Match*
attribute), 130
is_game_mode (*mpf.modes.service.code.service.Service*
attribute), 133
is_game_mode (*mpf.modes.tilt.code.tilt.Tilt* *attribute*),
135
is_hex_string() (*mpf.core.utility_functions.Util*
static method), 243
is_in_service() (*mpf.core.service_controller.ServiceController*
method), 44
is_inactive() (*mpf.core.switch_controller.SwitchController*
method), 47
is_ok_to_award() (*mpf.devices.extra_ball.ExtraBall*
method), 77
is_ok_to_light() (*mpf.devices.extra_ball.ExtraBall*
method), 75
is_player_var() (*mpf.core.player.Player* *method*),
237
is_playfield() (*mpf.devices.ball_device.ball_device.BallDevice*
class method), 59
is_playfield() (*mpf.devices.playfield.Playfield*
class method), 92
is_power2() (*mpf.core.utility_functions.Util* *static*
method), 243

is_state() (*mpf.core.switch_controller.SwitchController* method), 47
is_virtually_full (*mpf.devices.multiball_lock.MultiballLock* attribute), 88
iteration (*mpf.core.ball_search.BallSearch* attribute), 230

J

jump() (*mpf.devices.shot.Shot* method), 105
jump() (*mpf.devices.timer.Timer* method), 111

K

keys_to_lower() (*mpf.core.utility_functions.Util* static method), 243
Kickback (class in *mpf.devices.kickback*), 80
knockdown() (*mpf.devices.drop_target.DropTarget* method), 73

L

Light (class in *mpf.devices.light*), 82
light() (*mpf.devices.extra_ball.ExtraBall* method), 77
light() (*mpf.devices.extra_ball_group.ExtraBallGroup* method), 76
light() (*mpf.devices.score_reel_group.ScoreReelGroup* method), 95
LightController (class in *mpf.core.light_controller*), 37
LightPlayer (class in *mpf.config_players.light_player*), 168
LightRing (class in *mpf.devices.light_group*), 81
LightSegmentDisplaysPlatform (class in *mpf.platforms.light_segment_displays*), 141
LightStrip (class in *mpf.devices.light_group*), 82
list_of_lists() (*mpf.core.utility_functions.Util* static method), 243
LisyHardwarePlatform (class in *mpf.platforms.lisy.lisy*), 142
load() (*mpf.core.file_manager.FileManager* static method), 231
load_devices_config() (*mpf.core.device_manager.DeviceManager* method), 32
load_mode_devices() (*mpf.core.mode.Mode* method), 234
load_mode_devices() (*mpf.core.mode_controller.ModeController* method), 40
load_mode_devices() (*mpf.modes.attract.code.attract.Attract* method), 114
load_mode_devices() (*mpf.modes.bonus.code.bonus.Bonus* method), 117
load_mode_devices() (*mpf.modes.carousel.code.carousel.Carousel* method), 119
load_mode_devices() (*mpf.modes.credits.code.credits.Credits* method), 122
load_mode_devices() (*mpf.modes.game.code.game.Game* method), 125
load_mode_devices() (*mpf.modes.high_score.code.high_score.HighScore* method), 128
load_mode_devices() (*mpf.modes.match.code.match.Match* method), 130
load_mode_devices() (*mpf.modes.service.code.service.Service* method), 133
load_mode_devices() (*mpf.modes.tilt.code.tilt.Tilt* method), 135
load_modes() (*mpf.core.mode_controller.ModeController* method), 40
locate_file() (*mpf.core.file_manager.FileManager* static method), 231
locked_balls (*mpf.devices.multiball_lock.MultiballLock* attribute), 88
log_active_switches() (*mpf.core.switch_controller.SwitchController* method), 47
LogMixin (class in *mpf.core.logging*), 232
loop (*mpf.core.randomizer.Randomizer* attribute), 241
lost_ejected_ball() (*mpf.devices.ball_device.ball_device.BallDevice* method), 59
lost_idle_ball() (*mpf.devices.ball_device.ball_device.BallDevice* method), 59
lost_incoming_ball() (*mpf.devices.ball_device.ball_device.BallDevice* method), 59

M

machine_run() (*mpf.tests.MpfBcpTestCase.MpfBcpTestCase* method), 183
machine_run() (*mpf.tests.MpfFakeGameTestCase.MpfFakeGameTestCase* method), 193
machine_run() (*mpf.tests.MpfGameTestCase.MpfGameTestCase* method), 205
machine_run() (*mpf.tests.MpfMachineTestCase.MpfMachineTestCase* method), 214
machine_run() (*mpf.tests.MpfTestCase.MpfTestCase* method), 224
MachineController (class in *mpf.core.machine*), 37
Magnet (class in *mpf.devices.magnet*), 85

mark_playfield_active_from_device_action() *method*, 135
 (*mpf.devices.playfield.Playfield method*), 92
 Match (*class in mpf.modes.match.code.match*), 129
 member_state_changed() *monitor_enabled (mpf.core.player.Player attribute)*,
 (*mpf.devices.achievement_group.AchievementGroup 237*
 method), 54
 member_target_change() *monitor_enabled (mpf.devices.shot.Shot attribute)*,
 (*mpf.devices.drop_target.DropTargetBank 105*
 method), 72
 MMA8451Platform (*class in Motor (class in mpf.devices.motor)*), 86
 (*mpf.platforms.mma8451*), 143
 mock_event() (*mpf.tests.MpfBcpTestCase.MpfBcpTestCase 237*
 method), 183
 mock_event() (*mpf.tests.MpfFakeGameTestCase.MpfFakeGameTestCase 237*
 method), 193
 mock_event() (*mpf.tests.MpfGameTestCase.MpfGameTestCase 237*
 method), 205
 mock_event() (*mpf.tests.MpfMachineTestCase.MpfMachineTestCase 237*
 method), 215
 mock_event() (*mpf.tests.MpfTestCase.MpfTestCase 237*
 method), 224
 MockBcpClient (*class in mpf.tests.MpfBcpTestCase*),
 174
 Mode (*class in mpf.core.mode*), 233
 mode_init() (*mpf.core.mode.Mode method*), 234
 mode_start() (*mpf.core.mode.Mode method*), 234
 mode_stop() (*mpf.core.mode.Mode method*), 234
 mode_will_start() (*mpf.core.mode.Mode method*),
 235
 mode_will_start() (*mpf.modes.attract.code.attract.Attract*
 method), 114
 mode_will_start() (*mpf.modes.bonus.code.bonus.Bonus method*),
 117
 mode_will_start() (*mpf.modes.carousel.code.carousel.Carousel*
 method), 119
 mode_will_start() (*mpf.modes.credits.code.credits.Credits*
 method), 122
 mode_will_start() (*mpf.modes.game.code.game.Game method*),
 125
 mode_will_start() (*mpf.modes.high_score.code.high_score.HighScore*
 method), 128
 mode_will_start() (*mpf.modes.match.code.match.Match method*),
 130
 mode_will_start() (*mpf.modes.service.code.service.Service*
 method), 133
 mode_will_start() (*mpf.modes.tilt.code.tilt.Tilt*
 method), 135
 ModeController (*class in mpf.core.mode_controller*), 39
 monitor_enabled (*mpf.core.player.Player attribute*),
 237
 monitor_enabled (*mpf.devices.shot.Shot attribute*),
 105
 monitor_lights() (*mpf.core.light_controller.LightController*
 method), 37
 Motor (*class in mpf.devices.motor*), 86
 move_to_position() (*mpf.devices.stepper.Stepper*
 method), 107
 MpfBcpTestCase (*class in mpf.tests.MpfBcpTestCase*), 175
 MpfFakeGameTestCase (*class in mpf.tests.MpfFakeGameTestCase*), 184
 MpfGameTestCase (*class in mpf.tests.MpfGameTestCase*), 196
 MpfMachineTestCase (*class in mpf.tests.MpfMachineTestCase*), 207
 MpfTestCase (*class in mpf.tests.MpfTestCase*), 216
 Multiball (*class in mpf.devices.multiball*), 88
 MultiballLock (*class in mpf.devices.multiball_lock*),
 87
 MyPinballsHardwarePlatform (*class in*
 mpf.platforms.mypinballs.mypinballs), 144

N

name (*mpf.core.rgb_color.RGBColor attribute*), 240
 name (*mpf.core.rgba_color.RGBAColor attribute*), 238
 name_to_rgb() (*mpf.core.rgb_color.RGBColor static*
 method), 240
 name_to_rgb() (*mpf.core.rgba_color.RGBAColor*
 static method), 238
 normalize_hex_string() (*mpf.core.utility_functions.Util static method*),
 243
 notify_about_instant_pulse() (*mpf.devices.power_supply_unit.PowerSupplyUnit*
 method), 93
 notify_device_changes() (*mpf.core.device_manager.DeviceManager*
 method), 32

O

off() (*mpf.devices.light.Light method*), 84
 on() (*mpf.devices.light.Light method*), 84
 OpenpixelHardwarePlatform (*class in*
 mpf.platforms.openpixel), 144
 OppHardwarePlatform (*class in*
 mpf.platforms.opp.opp), 145
 OscPlatform (*class in mpf.platforms.osc*), 149

P

P3RocHardwarePlatform (class in *mpf.platforms.p3_roc*), 149
 parse_light_number_to_channels() (*mpf.platforms.driver_light_platform.DriverLightPlatform* method), 137
 parse_light_number_to_channels() (*mpf.platforms.fast.fast.FastHardwarePlatform* method), 139
 parse_light_number_to_channels() (*mpf.platforms.lisy.lisy.LisyHardwarePlatform* method), 143
 parse_light_number_to_channels() (*mpf.platforms.openpixel.OpenpixelHardwarePlatform* method), 145
 parse_light_number_to_channels() (*mpf.platforms.opp.opp.OppHardwarePlatform* method), 146
 parse_light_number_to_channels() (*mpf.platforms.osc.OscPlatform* method), 149
 parse_light_number_to_channels() (*mpf.platforms.spike.spike.SpikePlatform* method), 158
 parse_light_number_to_channels() (*mpf.platforms.virtual.VirtualHardwarePlatform* method), 163
 parse_light_number_to_channels() (*mpf.platforms.virtual_pinball.virtual_pinball.VirtualPinballPlatform* method), 164
 pause() (*mpf.devices.timer.Timer* method), 111
 persist_enabled (*mpf.devices.ball_hold.BallHold* attribute), 61
 persist_enabled (*mpf.devices.ball_routing.BallRouting* attribute), 62
 persist_enabled (*mpf.devices.multiball.Multiball* attribute), 89
 persist_enabled (*mpf.devices.multiball_lock.MultiballLock* attribute), 88
 persist_enabled (*mpf.devices.shot.Shot* attribute), 105
 phase (*mpf.core.ball_search.BallSearch* attribute), 230
 pick_weighted_random() (*mpf.core.randomizer.Randomizer* static method), 241
 Pin2DmdHardwarePlatform (class in *mpf.platforms.pin2dmd*), 152
 PlaceholderManager (class in *mpf.core.placeholder_manager*), 41
 PlatformController (class in *mpf.core.platform_controller*), 41
 PlatformController.DriverRuleSettings (class in *mpf.core.platform_controller*), 42, 43
 PlatformController.HoldRuleSettings (class in *mpf.core.platform_controller*), 43
 PlatformController.PulseRuleSettings (class in *mpf.core.platform_controller*), 42, 43
 play() (*mpf.config_players.block_event_player.BlockEventPlayer* method), 166
 play() (*mpf.config_players.coil_player.CoilPlayer* method), 167
 play() (*mpf.config_players.event_player.EventPlayer* method), 167
 play() (*mpf.config_players.flasher_player.FlasherPlayer* method), 168
 play() (*mpf.config_players.hardware_sound_player.HardwareSoundPlayer* method), 168
 play() (*mpf.config_players.light_player.LightPlayer* method), 169
 play() (*mpf.config_players.queue_event_player.QueueEventPlayer* method), 169
 play() (*mpf.config_players.queue_relay_player.QueueRelayPlayer* method), 170
 play() (*mpf.config_players.random_event_player.RandomEventPlayer* method), 170
 play() (*mpf.config_players.score_queue_player.ScoreQueuePlayer* method), 171
 play() (*mpf.config_players.segment_display_player.SegmentDisplayPlayer* method), 171
 play() (*mpf.config_players.show_player.ShowPlayer* method), 172
 play() (*mpf.config_players.variable_player.VariablePlayer* method), 173
 play() (*mpf.devices.hardware_sound_system.HardwareSoundSystem* method), 79
 play_file() (*mpf.devices.hardware_sound_system.HardwareSoundSystem* method), 79
 play_show_with_config() (*mpf.core.show_controller.ShowController* method), 45
 Player (class in *mpf.core.player*), 235
 player (*mpf.core.mode.Mode* attribute), 235
 player (*mpf.devices.extra_ball.ExtraBall* attribute), 77
 Playfield (class in *mpf.devices.playfield*), 90
 playfield (*mpf.core.ball_search.BallSearch* attribute), 230
 PlayfieldTransfer (class in *mpf.devices.playfield_transfer*), 90
 PololuMaestroHardwarePlatform (class in *mpf.platforms.pololu_maestro*), 152
 PololuTICHardwarePlatform (class in *mpf.platforms.pololu.pololu_tic*), 153
 post() (*mpf.core.events.EventManager* method), 34
 post_async() (*mpf.core.events.EventManager* method), 34
 post_boolean() (*mpf.core.events.EventManager* method), 34
 post_event() (*mpf.tests.MpfBcpTestCase.MpfBcpTestCase* method), 34

method), 183
 post_event () (*mpf.tests.MpfFakeGameTestCase.MpfFakeGameTestCase*
method), 194
 post_event () (*mpf.tests.MpfGameTestCase.MpfGameTestCase*
method), 205
 post_event () (*mpf.tests.MpfMachineTestCase.MpfMachineTestCase*
method), 215
 post_event () (*mpf.tests.MpfTestCase.MpfTestCase*
method), 224
 post_event_with_params ()
 (*mpf.tests.MpfBcpTestCase.MpfBcpTestCase*
method), 183
 post_event_with_params ()
 (*mpf.tests.MpfFakeGameTestCase.MpfFakeGameTestCase*
method), 194
 post_event_with_params ()
 (*mpf.tests.MpfGameTestCase.MpfGameTestCase*
method), 205
 post_event_with_params ()
 (*mpf.tests.MpfMachineTestCase.MpfMachineTestCase*
method), 215
 post_event_with_params ()
 (*mpf.tests.MpfTestCase.MpfTestCase*
method), 225
 post_queue () (*mpf.core.events.EventManager*
method), 34
 post_queue_async ()
 (*mpf.core.events.EventManager*
method), 35
 post_relay () (*mpf.core.events.EventManager*
method), 35
 post_relay_async ()
 (*mpf.core.events.EventManager*
method), 35
 post_relay_event_with_params ()
 (*mpf.tests.MpfBcpTestCase.MpfBcpTestCase*
method), 183
 post_relay_event_with_params ()
 (*mpf.tests.MpfFakeGameTestCase.MpfFakeGameTestCase*
method), 194
 post_relay_event_with_params ()
 (*mpf.tests.MpfGameTestCase.MpfGameTestCase*
method), 206
 post_relay_event_with_params ()
 (*mpf.tests.MpfMachineTestCase.MpfMachineTestCase*
method), 215
 post_relay_event_with_params ()
 (*mpf.tests.MpfTestCase.MpfTestCase*
method), 225
 power_to_on_off () (*mpf.core.utility_functions.Util*
static method), 243
 PowerSupplyUnit (class in
mpf.devices.power_supply_unit), 93
 process_event_queue () (*mpf.core.events.EventManager*
method),
 process_events () (*mpf.platforms.p3_roc.P3RocHardwarePlatform*
method), 150
 process_events () (*mpf.platforms.p_roc.PRocHardwarePlatform*
method), 152
 process_received_message ()
 (*mpf.platforms.fast.fast.FastHardwarePlatform*
method), 139
 process_received_message ()
 (*mpf.platforms.opp.opp.OppHardwarePlatform*
method), 146
 process_switch () (*mpf.core.switch_controller.SwitchController*
method), 47
 process_switch_by_num ()
 (*mpf.core.switch_controller.SwitchController*
method), 48
 process_switch_obj ()
 (*mpf.core.switch_controller.SwitchController*
method), 48
 PRocHardwarePlatform (class in
mpf.platforms.p_roc), 151
 profile (*mpf.devices.shot.Shot* attribute), 105
 profile_name (*mpf.devices.shot.Shot* attribute), 105
 pulse () (*mpf.devices.digital_output.DigitalOutput*
method), 69
 pulse () (*mpf.devices.driver.Driver* *method*), 65
 pulse () (*mpf.devices.dual_wound_coil.DualWoundCoil*
method), 74
 pwm32_to_hex_string ()
 (*mpf.core.utility_functions.Util* *static method*),
 243
 pwm32_to_int () (*mpf.core.utility_functions.Util*
static method), 243
 pwm8_to_hex_string ()
 (*mpf.core.utility_functions.Util* *static method*),
 244
 pwm8_to_int () (*mpf.core.utility_functions.Util* *static*
method), 244
Q
 QueueEventPlayer (class in
mpf.config_players.queue_event_player),
 169
 QueueRelayPlayer (class in
mpf.config_players.queue_relay_player),
 169
R
 race () (*mpf.core.utility_functions.Util* *static method*),
 244
 raise_config_error ()
 (*mpf.core.ball_search.BallSearch*
method),
 230

raise_config_error() (*mpf.core.data_manager.DataManager* method), 246
raise_config_error() (*mpf.core.delays.DelayManager* method), 248
raise_config_error() (*mpf.core.logging.LogMixin* method), 232
raise_config_error() (*mpf.core.mode.Mode* method), 235
raise_config_error() (*mpf.devices.accelerometer.Accelerometer* method), 52
raise_config_error() (*mpf.devices.achievement.Achievement* method), 56
raise_config_error() (*mpf.devices.achievement_group.AchievementGroup* method), 54
raise_config_error() (*mpf.devices.autofire.AutofireCoil* method), 57
raise_config_error() (*mpf.devices.ball_device.ball_device.BallDevice* method), 59
raise_config_error() (*mpf.devices.ball_hold.BallHold* method), 61
raise_config_error() (*mpf.devices.ball_routing.BallRouting* method), 62
raise_config_error() (*mpf.devices.ball_save.BallSave* method), 63
raise_config_error() (*mpf.devices.combo_switch.ComboSwitch* method), 66
raise_config_error() (*mpf.devices.digital_output.DigitalOutput* method), 69
raise_config_error() (*mpf.devices.diverter.Diverter* method), 70
raise_config_error() (*mpf.devices.dmd.Dmd* method), 71
raise_config_error() (*mpf.devices.driver.Driver* method), 65
raise_config_error() (*mpf.devices.drop_target.DropTarget* method), 73
raise_config_error() (*mpf.devices.drop_target.DropTargetBank* method), 72
raise_config_error() (*mpf.devices.dual_wound_coil.DualWoundCoil* method), 74
raise_config_error() (*mpf.devices.extra_ball.ExtraBall* method), 77
raise_config_error() (*mpf.devices.extra_ball_group.ExtraBallGroup* method), 76
raise_config_error() (*mpf.devices.flipper.Flipper* method), 79
raise_config_error() (*mpf.devices.hardware_sound_system.HardwareSoundSystem* method), 80
raise_config_error() (*mpf.devices.kickback.Kickback* method), 81
raise_config_error() (*mpf.devices.light.Light* method), 84
raise_config_error() (*mpf.devices.light_group.LightRing* method), 81
raise_config_error() (*mpf.devices.light_group.LightStrip* method), 82
raise_config_error() (*mpf.devices.logic_blocks.Accrual* method), 53
raise_config_error() (*mpf.devices.logic_blocks.Counter* method), 68
raise_config_error() (*mpf.devices.logic_blocks.Sequence* method), 100
raise_config_error() (*mpf.devices.magnet.Magnet* method), 86
raise_config_error() (*mpf.devices.motor.Motor* method), 87
raise_config_error() (*mpf.devices.multiball.Multiball* method), 89
raise_config_error() (*mpf.devices.multiball_lock.MultiballLock* method), 88
raise_config_error() (*mpf.devices.playfield.Playfield* method), 92
raise_config_error() (*mpf.devices.playfield_transfer.PlayfieldTransfer* method), 90
raise_config_error() (*mpf.devices.power_supply_unit.PowerSupplyUnit* method), 93
raise_config_error() (*mpf.devices.rgb_dmd.RgbDmd* method), 94
raise_config_error() (*mpf.devices.score_queue.ScoreQueue*

method), 94
 raise_config_error() (*mpf.devices.score_reel.ScoreReel method*), 97
 raise_config_error() (*mpf.devices.score_reel_group.ScoreReelGroup method*), 95
 raise_config_error() (*mpf.devices.segment_display.SegmentDisplay method*), 97
 raise_config_error() (*mpf.devices.sequence_shot.SequenceShot method*), 98
 raise_config_error() (*mpf.devices.servo.Servo method*), 101
 raise_config_error() (*mpf.devices.shot.Shot method*), 105
 raise_config_error() (*mpf.devices.shot_group.ShotGroup method*), 102
 raise_config_error() (*mpf.devices.shot_profile.ShotProfile method*), 103
 raise_config_error() (*mpf.devices.show_queue.ShowQueue method*), 106
 raise_config_error() (*mpf.devices.state_machine.StateMachine method*), 107
 raise_config_error() (*mpf.devices.stepper.Stepper method*), 107
 raise_config_error() (*mpf.devices.switch.Switch method*), 109
 raise_config_error() (*mpf.devices.timed_switch.TimedSwitch method*), 110
 raise_config_error() (*mpf.devices.timer.Timer method*), 111
 raise_config_error() (*mpf.modes.attract.code.attract.Attract method*), 114
 raise_config_error() (*mpf.modes.bonus.code.bonus.Bonus method*), 117
 raise_config_error() (*mpf.modes.carousel.code.carousel.Carousel method*), 120
 raise_config_error() (*mpf.modes.credits.code.credits.Credits method*), 122
 raise_config_error() (*mpf.modes.game.code.game.Game method*), 125
 raise_config_error() (*mpf.modes.high_score.code.high_score.HighScore method*), 128
 raise_config_error() (*mpf.modes.match.code.match.Match method*), 130
 raise_config_error() (*mpf.modes.service.code.service.Service method*), 133
 raise_config_error() (*mpf.modes.tilt.code.tilt.Tilt method*), 135
 raise_config_error() (*mpf.tests.MpfBcpTestCase.MockBcpClient method*), 175
 raise_config_error() (*mpf.tests.MpfTestCase.TestMachineController method*), 228
 raise_config_error() (*mpf.tests.TestDataManager.TestDataManager method*), 226
 raise_exceptions() (*mpf.core.utility_functions.Util static method*), 244
 random_rgb() (*mpf.core.rgb_color.RGBColor static method*), 240
 random_rgba() (*mpf.core.rgba_color.RGBAColor static method*), 238
 RandomEventPlayer (class in *mpf.config_players.random_event_player*), 170
 Randomizer (class in *mpf.core.randomizer*), 240
 RaspberryPiHardwarePlatform (class in *mpf.platforms.rpi.rpi*), 153
 read_gen2_inp_resp() (*mpf.platforms.opp.opp.OppHardwarePlatform method*), 147
 read_gen2_inp_resp_initial() (*mpf.platforms.opp.opp.OppHardwarePlatform method*), 147
 read_matrix_inp_resp() (*mpf.platforms.opp.opp.OppHardwarePlatform method*), 147
 read_matrix_inp_resp_initial() (*mpf.platforms.opp.opp.OppHardwarePlatform method*), 147
 read_message() (*mpf.tests.MpfBcpTestCase.MockBcpClient method*), 175
 read_spi() (*mpf.platforms.spi_bit_bang.SpiBitBangPlatform method*), 158
 receive_bootloader() (*mpf.platforms.fast.fast.FastHardwarePlatform method*), 139
 receive_local_closed() (*mpf.platforms.fast.fast.FastHardwarePlatform method*), 139
 receive_local_open()

<i>(mpf.platforms.fast.fast.FastHardwarePlatform method)</i> , 139	<i>release_ball()</i> (<i>mpf.devices.magnet.Magnet method</i>), 86
<i>receive_nw_closed()</i> (<i>mpf.platforms.fast.fast.FastHardwarePlatform method</i>), 139	<i>release_balls()</i> (<i>mpf.devices.ball_hold.BallHold method</i>), 61
<i>receive_nw_open()</i> (<i>mpf.platforms.fast.fast.FastHardwarePlatform method</i>), 140	<i>release_one()</i> (<i>mpf.devices.ball_hold.BallHold method</i>), 61
<i>receive_sa()</i> (<i>mpf.platforms.fast.fast.FastHardwarePlatform method</i>), 140	<i>release_one_if_full()</i> (<i>mpf.devices.ball_hold.BallHold method</i>), 61
<i>red</i> (<i>mpf.core.rgb_color.RGBColor attribute</i>), 240	<i>release_switch_and_run()</i> (<i>mpf.tests.MpfBcpTestCase.MpfBcpTestCase method</i>), 183
<i>red</i> (<i>mpf.core.rgba_color.RGBAColor attribute</i>), 238	<i>release_switch_and_run()</i> (<i>mpf.tests.MpfFakeGameTestCase.MpfFakeGameTestCase method</i>), 194
<i>register()</i> (<i>mpf.core.ball_search.BallSearch method</i>), 230	<i>release_switch_and_run()</i> (<i>mpf.tests.MpfGameTestCase.MpfGameTestCase method</i>), 206
<i>register_boot_hold()</i> (<i>mpf.core.machine.MachineController method</i>), 38	<i>release_switch_and_run()</i> (<i>mpf.tests.MpfMachineTestCase.MpfMachineTestCase method</i>), 215
<i>register_boot_hold()</i> (<i>mpf.tests.MpfTestCase.TestMachineController method</i>), 228	<i>release_switch_and_run()</i> (<i>mpf.tests.MpfTestCase.MpfTestCase method</i>), 225
<i>register_io_board()</i> (<i>mpf.platforms.fast.fast.FastHardwarePlatform method</i>), 140	<i>remaining_space_in_hold()</i> (<i>mpf.devices.ball_hold.BallHold method</i>), 61
<i>register_load_method()</i> (<i>mpf.core.mode_controller.ModeController method</i>), 40	<i>remaining_virtual_space_in_lock</i> (<i>mpf.devices.multiball_lock.MultiballLock attribute</i>), 88
<i>register_monitor()</i> (<i>mpf.core.machine.MachineController method</i>), 38	<i>remove()</i> (<i>mpf.core.delays.DelayManager method</i>), 248
<i>register_monitor()</i> (<i>mpf.tests.MpfTestCase.TestMachineController method</i>), 228	<i>remove_all_handlers_for_event()</i> (<i>mpf.core.events.EventManager method</i>), 35
<i>register_monitorable_device()</i> (<i>mpf.core.device_manager.DeviceManager method</i>), 32	<i>remove_from_bank()</i> (<i>mpf.devices.drop_target.DropTarget method</i>), 73
<i>register_processor_connection()</i> (<i>mpf.platforms.fast.fast.FastHardwarePlatform method</i>), 140	<i>remove_from_stack_by_key()</i> (<i>mpf.devices.light.Light method</i>), 84
<i>register_processor_connection()</i> (<i>mpf.platforms.opp.opp.OppHardwarePlatform method</i>), 147	<i>remove_handler()</i> (<i>mpf.core.events.EventManager method</i>), 36
<i>register_show()</i> (<i>mpf.core.show_controller.ShowController method</i>), 46	<i>remove_handler()</i> (<i>mpf.devices.switch.Switch method</i>), 109
<i>register_start_method()</i> (<i>mpf.core.mode_controller.ModeController method</i>), 40	<i>remove_handler_by_event()</i> (<i>mpf.core.events.EventManager method</i>), 36
<i>register_stop_method()</i> (<i>mpf.core.mode_controller.ModeController method</i>), 40	<i>remove_handler_by_key()</i> (<i>mpf.core.events.EventManager method</i>), 36
<i>register_switch()</i> (<i>mpf.core.switch_controller.SwitchController method</i>), 49	<i>remove_handlers_by_keys()</i> (<i>mpf.core.events.EventManager method</i>), 36
<i>release_all()</i> (<i>mpf.devices.ball_hold.BallHold method</i>), 61	<i>remove_incoming_ball()</i>

(mpf.devices.ball_device.ball_device.BallDevice method), 59
 remove_incoming_ball() (*mpf.devices.playfield.Playfield method*), 92
 remove_monitor() (*mpf.core.switch_controller.SwitchController method*), 49
 remove_start_method() (*mpf.core.mode_controller.ModeController method*), 41
 remove_stop_method() (*mpf.core.mode_controller.ModeController method*), 41
 remove_switch_handler() (*mpf.core.switch_controller.SwitchController method*), 49
 remove_switch_handler_by_key() (*mpf.core.switch_controller.SwitchController method*), 49
 remove_switch_handler_by_keys() (*mpf.core.switch_controller.SwitchController method*), 49
 remove_switch_handler_obj() (*mpf.core.switch_controller.SwitchController method*), 49
 remove_text_by_key() (*mpf.devices.segment_display.SegmentDisplay method*), 98
 replace_handler() (*mpf.core.events.EventManager method*), 36
 replace_or_advance_show() (*mpf.core.show_controller.ShowController method*), 46
 request_ball() (*mpf.devices.ball_device.ball_device.BallDevice method*), 59
 request_player_add() (*mpf.modes.game.code.game.Game method*), 125
 request_to_start_game() (*mpf.core.ball_controller.BallController method*), 31
 request_to_start_game() (*mpf.core.ball_search.BallSearch method*), 231
 requested_balls (*mpf.devices.ball_device.ball_device.BallDevice attribute*), 59
 reset() (*mpf.core.delays.DelayManager method*), 248
 reset() (*mpf.core.machine.MachineController method*), 39
 reset() (*mpf.devices.achievement.Achievement method*), 56
 reset() (*mpf.devices.ball_hold.BallHold method*), 61
 reset() (*mpf.devices.diverter.Diverter method*), 70
 reset() (*mpf.devices.drop_target.DropTarget method*), 73
 reset() (*mpf.devices.drop_target.DropTargetBank method*), 72
 reset() (*mpf.devices.logic_blocks.Accrual method*), 53
 reset() (*mpf.devices.logic_blocks.Counter method*), 68
 reset() (*mpf.devices.logic_blocks.Sequence method*), 100
 reset() (*mpf.devices.magnet.Magnet method*), 86
 reset() (*mpf.devices.motor.Motor method*), 87
 reset() (*mpf.devices.multiball.Multiball method*), 89
 reset() (*mpf.devices.servo.Servo method*), 101
 reset() (*mpf.devices.shot.Shot method*), 105
 reset() (*mpf.devices.shot_group.ShotGroup method*), 102
 reset() (*mpf.devices.stepper.Stepper method*), 107
 reset() (*mpf.devices.timer.Timer method*), 111
 reset() (*mpf.tests.MpfTestCase.TestMachineController method*), 228
 reset_all_counts() (*mpf.devices.multiball_lock.MultiballLock method*), 88
 reset_all_sequences() (*mpf.devices.sequence_shot.SequenceShot method*), 98
 reset_count_for_current_player() (*mpf.devices.multiball_lock.MultiballLock method*), 88
 reset_mock_events() (*mpf.tests.MpfBcpTestCase.MpfBcpTestCase method*), 184
 reset_mock_events() (*mpf.tests.MpfFakeGameTestCase.MpfFakeGameTestCase method*), 194
 reset_mock_events() (*mpf.tests.MpfGameTestCase.MpfGameTestCase method*), 206
 reset_mock_events() (*mpf.tests.MpfMachineTestCase.MpfMachineTestCase method*), 216
 reset_mock_events() (*mpf.tests.MpfTestCase.MpfTestCase method*), 225
 reset_camera() (*mpf.core.ball_search.BallSearch method*), 231
 reset_warnings() (*mpf.modes.tilt.code.tilt.Tilt method*), 135
 restart() (*mpf.devices.logic_blocks.Accrual method*), 53
 restart() (*mpf.devices.logic_blocks.Counter method*), 68
 restart() (*mpf.devices.logic_blocks.Sequence*

method), 100
 restart () (*mpf.devices.shot.Shot method*), 105
 restart () (*mpf.devices.shot_group.ShotGroup method*), 102
 restart () (*mpf.devices.timer.Timer method*), 111
 restart_on_next_ball (*mpf.core.mode.Mode attribute*), 235
 restore_sys_path () (*mpf.tests.MpfBcpTestCase.MpfBcpTestCase method*), 184
 restore_sys_path () (*mpf.tests.MpfFakeGameTestCase.MpfFakeGameTestCase method*), 195
 restore_sys_path () (*mpf.tests.MpfGameTestCase.MpfGameTestCase method*), 206
 restore_sys_path () (*mpf.tests.MpfMachineTestCase.MpfMachineTestCase method*), 216
 restore_sys_path () (*mpf.tests.MpfTestCase.MpfTestCase method*), 225
 result (*mpf.devices.ball_device.ball_device.BallDevice attribute*), 59
 result_of_start_request () (*mpf.modes.attract.code.attract.Attract method*), 114
 rgb (*mpf.core.rgb_color.RGBColor attribute*), 240
 rgb (*mpf.core.rgba_color.RGBAColor attribute*), 238
 rgb_to_hex () (*mpf.core.rgb_color.RGBColor static method*), 240
 rgb_to_hex () (*mpf.core.rgba_color.RGBAColor static method*), 238
 rgba (*mpf.core.rgba_color.RGBAColor attribute*), 238
 RGBAColor (*class in mpf.core.rgba_color*), 237
 RGBColor (*class in mpf.core.rgb_color*), 239
 RgbDmd (*class in mpf.devices.rgb_dmd*), 93
 rotate () (*mpf.devices.shot_group.ShotGroup method*), 102
 rotate_left () (*mpf.devices.achievement_group.AchievementGroup method*), 54
 rotate_left () (*mpf.devices.shot_group.ShotGroup method*), 102
 rotate_right () (*mpf.devices.achievement_group.AchievementGroup method*), 54
 rotate_right () (*mpf.devices.shot_group.ShotGroup method*), 103
 RpiDmdPlatform (*class in mpf.platforms.rpi_dmd*), 155
 run () (*mpf.core.machine.MachineController method*), 39
 run () (*mpf.tests.MpfTestCase.TestMachineController method*), 228
 run_now () (*mpf.core.delays.DelayManager method*), 248

S
 save () (*mpf.core.file_manager.FileManager static method*), 232
 save_all () (*mpf.core.data_manager.DataManager method*), 246
 save_all () (*mpf.tests.TestDataManager.TestDataManager method*), 226
 save_and_prepare_sys_path () (*mpf.tests.MpfBcpTestCase.MpfBcpTestCase method*), 184
 save_and_prepare_sys_path () (*mpf.tests.MpfFakeGameTestCase.MpfFakeGameTestCase method*), 195
 save_and_prepare_sys_path () (*mpf.tests.MpfGameTestCase.MpfGameTestCase method*), 206
 save_and_prepare_sys_path () (*mpf.tests.MpfMachineTestCase.MpfMachineTestCase method*), 216
 save_and_prepare_sys_path () (*mpf.tests.MpfTestCase.MpfTestCase method*), 225
 scale_accelerometer_to_g () (*mpf.platforms.p3_roc.P3RocHardwarePlatform class method*), 150
 schedule_deactivation () (*mpf.devices.diverter.Diverter method*), 70
 score () (*mpf.devices.score_queue.ScoreQueue method*), 94
 ScoreQueue (*class in mpf.devices.score_queue*), 94
 ScoreQueuePlayer (*class in mpf.config_players.score_queue_player*), 170
 ScoreReel (*class in mpf.devices.score_reel*), 96
 ScoreReelGroup (*class in mpf.devices.score_reel_group*), 95
 SegmentDisplay (*class in mpf.devices.segment_display*), 97
 SegmentDisplayPlayer (*class in mpf.config_players.segment_display_player*), 171
 select_random_achievement () (*mpf.devices.achievement_group.AchievementGroup method*), 54
 selected (*mpf.devices.achievement.Achievement attribute*), 56
 send () (*mpf.core.bcp.bcp.Bcp method*), 31
 send () (*mpf.tests.MpfBcpTestCase.MockBcpClient method*), 175

send_all_variable_events() (*mpf.core.player.Player* method), 237
 send_byte() (*mpf.platforms.lisy.lisy.LisyHardwarePlatform* method), 143
 send_byte_and_read_response() (*mpf.platforms.lisy.lisy.LisyHardwarePlatform* method), 143
 send_cmd() (*mpf.platforms.mypinballs.mypinballs.MyPinballsHardwarePlatform* method), 144
 send_cmd_and_wait_for_response() (*mpf.platforms.spike.spike.SpikePlatform* method), 159
 send_cmd_async() (*mpf.platforms.spike.spike.SpikePlatform* method), 159
 send_cmd_raw() (*mpf.platforms.spike.spike.SpikePlatform* method), 159
 send_cmd_raw_async() (*mpf.platforms.spike.spike.SpikePlatform* method), 159
 send_cmd_sync() (*mpf.platforms.spike.spike.SpikePlatform* method), 159
 send_command() (*mpf.platforms.rpi.rpi.RaspberryPiHardwarePlatform* method), 154
 send_string() (*mpf.platforms.lisy.lisy.LisyHardwarePlatform* method), 143
 send_to_processor() (*mpf.platforms.opp.opp.OppHardwarePlatform* method), 147
 Sequence (class in *mpf.devices.logic_blocks*), 99
 SequenceShot (class in *mpf.devices.sequence_shot*), 98
 Service (class in *mpf.modes.service.code.service*), 131
 ServiceController (class in *mpf.core.service_controller*), 44
 Servo (class in *mpf.devices.servo*), 100
 set_acceleration_limit() (*mpf.devices.servo.Servo* method), 101
 set_default_platform() (*mpf.core.machine.MachineController* method), 39
 set_default_platform() (*mpf.tests.MpfTestCase.TestMachineController* method), 228
 set_delayed_pulse_on_hit_rule() (*mpf.core.platform_controller.PlatformController* method), 42
 set_delayed_pulse_on_hit_rule() (*mpf.platforms.opp.opp.OppHardwarePlatform* method), 147
 set_destination_value() (*mpf.devices.score_reel.ScoreReel* method), 97
 set_eject_state() (*mpf.devices.ball_device.ball_device.BallDevice* method), 59
 set_flashing() (*mpf.devices.segment_display.SegmentDisplay* method), 98
 set_gpio() (*mpf.platforms.p3_roc.P3RocHardwarePlatform* method), 150
 set_in_dict() (*mpf.core.utility_functions.Util* static method), 244
 set_mode_state() (*mpf.core.mode_controller.ModeController* method), 184
 set_num_balls_known() (*mpf.tests.MpfBcpTestCase.MpfBcpTestCase* method), 184
 set_num_balls_known() (*mpf.tests.MpfFakeGameTestCase.MpfFakeGameTestCase* method), 195
 set_num_balls_known() (*mpf.tests.MpfGameTestCase.MpfGameTestCase* method), 206
 set_num_balls_known() (*mpf.tests.MpfMachineTestCase.MpfMachineTestCase* method), 216
 set_num_balls_known() (*mpf.tests.MpfTestCase.MpfTestCase* method), 225
 set_pulse_on_hit_and_enable_and_release_and_disable() (*mpf.core.platform_controller.PlatformController* method), 42
 set_pulse_on_hit_and_enable_and_release_and_disable() (*mpf.platforms.fast.fast.FastHardwarePlatform* method), 140
 set_pulse_on_hit_and_enable_and_release_and_disable() (*mpf.platforms.lisy.lisy.LisyHardwarePlatform* method), 143
 set_pulse_on_hit_and_enable_and_release_and_disable() (*mpf.platforms.opp.opp.OppHardwarePlatform* method), 147
 set_pulse_on_hit_and_enable_and_release_and_disable() (*mpf.platforms.rpi.rpi.RaspberryPiHardwarePlatform* method), 154
 set_pulse_on_hit_and_enable_and_release_and_disable() (*mpf.platforms.spike.spike.SpikePlatform* method), 159
 set_pulse_on_hit_and_enable_and_release_and_disable() (*mpf.platforms.system11.System11OverlayPlatform* method), 161
 set_pulse_on_hit_and_enable_and_release_and_disable() (*mpf.platforms.virtual.VirtualHardwarePlatform* method), 163
 set_pulse_on_hit_and_enable_and_release_and_disable() (*mpf.platforms.virtual_pinball.virtual_pinball.VirtualPinballPlatform* method), 165
 set_pulse_on_hit_and_enable_and_release_rule() (*mpf.core.platform_controller.PlatformController* method), 42
 set_pulse_on_hit_and_enable_and_release_rule()

<i>(mpf.platforms.fast.fast.FastHardwarePlatform method), 140</i>	<i>(mpf.platforms.fast.fast.FastHardwarePlatform method), 140</i>
<i>set_pulse_on_hit_and_enable_and_release_rule()</i> <i>(mpf.platforms.lisy.lisy.LisyHardwarePlatform method), 143</i>	<i>set_pulse_on_hit_rule()</i> <i>(mpf.platforms.lisy.lisy.LisyHardwarePlatform method), 143</i>
<i>set_pulse_on_hit_and_enable_and_release_rule()</i> <i>(mpf.platforms.opp.opp.OppHardwarePlatform method), 148</i>	<i>set_pulse_on_hit_rule()</i> <i>(mpf.platforms.opp.opp.OppHardwarePlatform method), 148</i>
<i>set_pulse_on_hit_and_enable_and_release_rule()</i> <i>(mpf.platforms.rpi.rpi.RaspberryPiHardwarePlatform method), 154</i>	<i>set_pulse_on_hit_rule()</i> <i>(mpf.platforms.rpi.rpi.RaspberryPiHardwarePlatform method), 154</i>
<i>set_pulse_on_hit_and_enable_and_release_rule()</i> <i>(mpf.platforms.spike.spike.SpikePlatform method), 159</i>	<i>set_pulse_on_hit_rule()</i> <i>(mpf.platforms.spike.spike.SpikePlatform method), 159</i>
<i>set_pulse_on_hit_and_enable_and_release_rule()</i> <i>(mpf.platforms.system11.System11OverlayPlatform method), 161</i>	<i>set_pulse_on_hit_rule()</i> <i>(mpf.platforms.system11.System11OverlayPlatform method), 161</i>
<i>set_pulse_on_hit_and_enable_and_release_rule()</i> <i>(mpf.platforms.virtual.VirtualHardwarePlatform method), 163</i>	<i>set_pulse_on_hit_rule()</i> <i>(mpf.platforms.virtual.VirtualHardwarePlatform method), 164</i>
<i>set_pulse_on_hit_and_enable_and_release_rule()</i> <i>(mpf.platforms.virtual_pinball.virtual_pinball.VirtualPinballPlatform method), 165</i>	<i>set_pulse_on_hit_rule()</i> <i>(mpf.platforms.virtual_pinball.virtual_pinball.VirtualPinballPlatform method), 165</i>
<i>set_pulse_on_hit_and_release_rule()</i> <i>(mpf.core.platform_controller.PlatformController method), 43</i>	<i>set_setting_value()</i> <i>(mpf.core.settings_controller.SettingsController method), 45</i>
<i>set_pulse_on_hit_and_release_rule()</i> <i>(mpf.platforms.fast.fast.FastHardwarePlatform method), 140</i>	<i>set_speed_limit()</i> (<i>mpf.devices.servo.Servo method), 101</i>
<i>set_pulse_on_hit_and_release_rule()</i> <i>(mpf.platforms.lisy.lisy.LisyHardwarePlatform method), 143</i>	<i>set_tick_interval()</i> (<i>mpf.devices.timer.Timer method), 111</i>
<i>set_pulse_on_hit_and_release_rule()</i> <i>(mpf.platforms.opp.opp.OppHardwarePlatform method), 148</i>	<i>set_value()</i> (<i>mpf.devices.score_reel_group.ScoreReelGroup method), 95</i>
<i>set_pulse_on_hit_and_release_rule()</i> <i>(mpf.platforms.rpi.rpi.RaspberryPiHardwarePlatform method), 154</i>	<i>set_volume()</i> (<i>mpf.devices.hardware_sound_system.HardwareSoundSystem method), 80</i>
<i>set_pulse_on_hit_and_release_rule()</i> <i>(mpf.platforms.rpi.rpi.RaspberryPiHardwarePlatform method), 154</i>	<i>SettingsController</i> (<i>class in mpf.core.settings_controller</i>), 44
<i>set_pulse_on_hit_and_release_rule()</i> <i>(mpf.platforms.spike.spike.SpikePlatform method), 159</i>	<i>setUp()</i> (<i>mpf.tests.MpfBcpTestCase.MpfBcpTestCase method</i>), 184
<i>set_pulse_on_hit_and_release_rule()</i> <i>(mpf.platforms.system11.System11OverlayPlatform method), 161</i>	<i>setUp()</i> (<i>mpf.tests.MpfFakeGameTestCase.MpfFakeGameTestCase method</i>), 195
<i>set_pulse_on_hit_and_release_rule()</i> <i>(mpf.platforms.virtual.VirtualHardwarePlatform method), 163</i>	<i>setUp()</i> (<i>mpf.tests.MpfGameTestCase.MpfGameTestCase method</i>), 206
<i>set_pulse_on_hit_and_release_rule()</i> <i>(mpf.platforms.virtual_pinball.virtual_pinball.VirtualPinballPlatform method), 165</i>	<i>setUp()</i> (<i>mpf.tests.MpfMachineTestCase.MpfMachineTestCase method</i>), 216
<i>set_pulse_on_hit_and_release_rule()</i> <i>(mpf.core.platform_controller.PlatformController method), 43</i>	<i>setUp()</i> (<i>mpf.tests.MpfTestCase.MpfTestCase method</i>), 225
<i>set_pulse_on_hit_rule()</i> <i>(mpf.core.platform_controller.PlatformController method), 43</i>	<i>setup_eject_chain()</i> <i>(mpf.devices.ball_device.ball_device.BallDevice method)</i> , 60
<i>set_pulse_on_hit_rule()</i>	<i>setup_eject_chain_next_hop()</i> <i>(mpf.devices.ball_device.ball_device.BallDevice method)</i> , 60
	<i>setup_player_controlled_eject()</i> <i>(mpf.devices.ball_device.ball_device.BallDevice method)</i>

method), 60

shortDescription() (mpf.tests.MpfBcpTestCase.MpfBcpTestCase method), 184

shortDescription() (mpf.tests.MpfFakeGameTestCase.MpfFakeGameTestCase method), 195

shortDescription() (mpf.tests.MpfGameTestCase.MpfGameTestCase method), 206

shortDescription() (mpf.tests.MpfMachineTestCase.MpfMachineTestCase method), 216

shortDescription() (mpf.tests.MpfTestCase.MpfTestCase method), 225

Shot (class in mpf.devices.shot), 103

ShotGroup (class in mpf.devices.shot_group), 101

ShotProfile (class in mpf.devices.shot_profile), 103

ShowController (class in mpf.core.show_controller), 45

ShowPlayer (class in mpf.config_players.show_player), 172

ShowQueue (class in mpf.devices.show_queue), 105

shutdown() (mpf.core.machine.MachineController method), 39

shutdown() (mpf.tests.MpfTestCase.TestMachineController method), 228

skipTest() (mpf.tests.MpfBcpTestCase.MpfBcpTestCase method), 184

skipTest() (mpf.tests.MpfFakeGameTestCase.MpfFakeGameTestCase method), 195

skipTest() (mpf.tests.MpfGameTestCase.MpfGameTestCase method), 206

skipTest() (mpf.tests.MpfMachineTestCase.MpfMachineTestCase method), 216

skipTest() (mpf.tests.MpfTestCase.MpfTestCase method), 226

slam_tilt() (mpf.modes.tilt.code.tilt.Tilt method), 135

SmartMatrixHardwarePlatform (class in mpf.platforms.smartmatrix), 156

SmartVirtualHardwarePlatform (class in mpf.platforms.smart_virtual), 155

Smbus2 (class in mpf.platforms.smbus2), 156

SnuxHardwarePlatform (class in mpf.platforms.snux), 157

SpiBitBangPlatform (class in mpf.platforms.spi_bit_bang), 157

SpikePlatform (class in mpf.platforms.spike.spike), 158

stack (mpf.devices.light.Light attribute), 84

start() (mpf.core.ball_search.BallSearch method), 231

start() (mpf.core.mode.Mode method), 235

start() (mpf.devices.achievement.Achievement method), 56

start() (mpf.devices.multiball.Multiball method), 89

start() (mpf.devices.timer.Timer method), 112

start() (mpf.modes.attract.code.attract.Attract method), 114

start() (mpf.modes.bonus.code.bonus.Bonus method), 117

start() (mpf.modes.carousel.code.carousel.Carousel method), 120

start() (mpf.modes.credits.code.credits.Credits method), 122

start() (mpf.modes.game.code.game.Game method), 126

start() (mpf.modes.high_score.code.high_score.HighScore method), 128

start() (mpf.modes.match.code.match.Match method), 130

start() (mpf.modes.service.code.service.Service method), 133

start() (mpf.modes.tilt.code.tilt.Tilt method), 135

start() (mpf.platforms.fast.fast.FastHardwarePlatform method), 140

start() (mpf.platforms.lisy.lisy.LisyHardwarePlatform method), 143

start() (mpf.platforms.opp.opp.OppHardwarePlatform method), 148

start() (mpf.platforms.p3_roc.P3RocHardwarePlatform method), 150

start() (mpf.platforms.smart_virtual.SmartVirtualHardwarePlatform method), 156

start_button_pressed() (mpf.modes.attract.code.attract.Attract method), 115

start_button_released() (mpf.modes.attract.code.attract.Attract method), 115

start_game() (mpf.tests.MpfFakeGameTestCase.MpfFakeGameTestCase method), 195

start_game() (mpf.tests.MpfGameTestCase.MpfGameTestCase method), 206

start_mode() (mpf.tests.MpfBcpTestCase.MpfBcpTestCase method), 184

start_mode() (mpf.tests.MpfFakeGameTestCase.MpfFakeGameTestCase method), 195

start_mode() (mpf.tests.MpfGameTestCase.MpfGameTestCase method), 206

start_mode() (mpf.tests.MpfMachineTestCase.MpfMachineTestCase method), 216

start_mode() (mpf.tests.MpfTestCase.MpfTestCase method), 226

start_or_add_a_ball() (mpf.devices.multiball.Multiball method),

89

`start_selected()` (*mpf.devices.achievement_group.AchievementGroup* method), 54

`start_service()` (*mpf.core.service_controller.ServiceController* method), 44

`start_two_player_game()` (*mpf.tests.MpfFakeGameTestCase.MpfFakeGameTestCase* method), 195

`start_two_player_game()` (*mpf.tests.MpfGameTestCase.MpfGameTestCase* method), 206

`started` (*mpf.core.ball_search.BallSearch* attribute), 231

`state` (*mpf.devices.achievement.Achievement* attribute), 56

`state` (*mpf.devices.ball_device.ball_device.BallDevice* attribute), 60

`state` (*mpf.devices.combo_switch.ComboSwitch* attribute), 66

`state` (*mpf.devices.shot.Shot* attribute), 105

`state` (*mpf.devices.state_machine.StateMachine* attribute), 107

`state` (*mpf.devices.switch.Switch* attribute), 109

`state_name` (*mpf.devices.shot.Shot* attribute), 105

`StateMachine` (class in *mpf.devices.state_machine*), 106

`Stepper` (class in *mpf.devices.stepper*), 107

`StepStickDigitalOutputPlatform` (class in *mpf.platforms.step_stick*), 160

`stop()` (*mpf.core.ball_search.BallSearch* method), 231

`stop()` (*mpf.core.machine.MachineController* method), 39

`stop()` (*mpf.core.mode.Mode* method), 235

`stop()` (*mpf.core.text_ui.TextUi* method), 50

`stop()` (*mpf.devices.achievement.Achievement* method), 56

`stop()` (*mpf.devices.multiball.Multiball* method), 89

`stop()` (*mpf.devices.score_reel.ScoreReel* method), 97

`stop()` (*mpf.devices.stepper.Stepper* method), 107

`stop()` (*mpf.devices.timer.Timer* method), 112

`stop()` (*mpf.modes.attract.code.attract.Attract* method), 115

`stop()` (*mpf.modes.bonus.code.bonus.Bonus* method), 117

`stop()` (*mpf.modes.carousel.code.carousel.Carousel* method), 120

`stop()` (*mpf.modes.credits.code.credits.Credits* method), 122

`stop()` (*mpf.modes.game.code.game.Game* method), 126

`stop()` (*mpf.modes.high_score.code.high_score.HighScore* method), 128

`stop()` (*mpf.modes.match.code.match.Match* method), 131

`stop()` (*mpf.modes.service.code.service.Service* method), 133

`stop()` (*mpf.modes.tilt.code.tilt.Tilt* method), 136

`stop()` (*mpf.platforms.driver_light_platform.DriverLightPlatform* method), 137

`stop()` (*mpf.platforms.fast.fast.FastHardwarePlatform* method), 140

`stop()` (*mpf.platforms.i2c_servo_controller.I2CServoControllerHardwarePlatform* method), 141

`stop()` (*mpf.platforms.lisy.lisy.LisyHardwarePlatform* method), 143

`stop()` (*mpf.platforms.mma8451.MMA8451Platform* method), 144

`stop()` (*mpf.platforms.mypinballs.mypinballs.MyPinballsHardwarePlatform* method), 144

`stop()` (*mpf.platforms.openpixel.OpenpixelHardwarePlatform* method), 145

`stop()` (*mpf.platforms.opp.opp.OppHardwarePlatform* method), 148

`stop()` (*mpf.platforms.osc.OscPlatform* method), 149

`stop()` (*mpf.platforms.p3_roc.P3RocHardwarePlatform* method), 150

`stop()` (*mpf.platforms.pin2dmd.Pin2DmdHardwarePlatform* method), 152

`stop()` (*mpf.platforms.pololu.pololu_tic.PololuTICHardwarePlatform* method), 153

`stop()` (*mpf.platforms.pololu_maestro.PololuMaestroHardwarePlatform* method), 153

`stop()` (*mpf.platforms.rpi.rpi.RaspberryPiHardwarePlatform* method), 154

`stop()` (*mpf.platforms.rpi_dmd.RpiDmdPlatform* method), 155

`stop()` (*mpf.platforms.smartmatrix.SmartMatrixHardwarePlatform* method), 156

`stop()` (*mpf.platforms.spike.spike.SpikePlatform* method), 159

`stop()` (*mpf.platforms.system11.System11OverlayPlatform* method), 161

`stop()` (*mpf.platforms.trinamics_steprocker.TrinamicsStepRocker* method), 162

`stop()` (*mpf.platforms.virtual.VirtualHardwarePlatform* method), 164

`stop()` (*mpf.tests.MpfBcpTestCase.MockBcpClient* method), 175

`stop()` (*mpf.tests.MpfTestCase.TestMachineController* method), 228

`stop_all_sounds()` (*mpf.devices.hardware_sound_system.HardwareSoundSystem* method), 80

`stop_device()` (*mpf.devices.ball_device.ball_device.BallDevice* method), 60

`stop_device()` (*mpf.devices.score_queue.ScoreQueue* method), 94

`stop_devices()` (*mpf.core.device_manager.DeviceManager* method), 131

method), 32
 stop_game () (*mpf.tests.MpfFakeGameTestCase.MpfFakeGameTestCase* *method*), 195
 stop_game () (*mpf.tests.MpfGameTestCase.MpfGameTestCase* *method*), 206
 stop_ignoring_hits () (*mpf.devices.logic_blocks.Counter* *method*), 68
 stop_mode () (*mpf.tests.MpfBcpTestCase.MpfBcpTestCase* *method*), 184
 stop_mode () (*mpf.tests.MpfFakeGameTestCase.MpfFakeGameTestCase* *method*), 195
 stop_mode () (*mpf.tests.MpfGameTestCase.MpfGameTestCase* *method*), 207
 stop_mode () (*mpf.tests.MpfMachineTestCase.MpfMachineTestCase* *method*), 216
 stop_mode () (*mpf.tests.MpfTestCase.MpfTestCase* *method*), 226
 stop_service () (*mpf.core.service_controller.ServiceController* *method*), 44
 string_to_class () (*mpf.core.utility_functions.Util* *static method*), 244
 string_to_event_list () (*mpf.core.utility_functions.Util* *static method*), 244
 string_to_gain () (*mpf.core.utility_functions.Util* *static method*), 244
 string_to_list () (*mpf.core.utility_functions.Util* *static method*), 244
 string_to_ms () (*mpf.core.utility_functions.Util* *static method*), 244
 string_to_rgb () (*mpf.core.rgb_color.RGBColor* *static method*), 240
 string_to_rgba () (*mpf.core.rgba_color.RGBAColor* *static method*), 238
 string_to_secs () (*mpf.core.utility_functions.Util* *static method*), 245
 subscribe_attribute () (*mpf.devices.accelerometer.Accelerometer* *method*), 52
 subscribe_attribute () (*mpf.devices.achievement.Achievement* *method*), 56
 subscribe_attribute () (*mpf.devices.achievement_group.AchievementGroup* *method*), 54
 subscribe_attribute () (*mpf.devices.autofire.AutofireCoil* *method*), 57
 subscribe_attribute () (*mpf.devices.ball_device.ball_device.BallDevice* *method*), 60
 subscribe_attribute () (*mpf.devices.ball_hold.BallHold* *method*), 61
 subscribe_attribute () (*mpf.devices.ball_routing.BallRouting* *method*), 62
 subscribe_attribute () (*mpf.devices.ball_save.BallSave* *method*), 63
 subscribe_attribute () (*mpf.devices.combo_switch.ComboSwitch* *method*), 66
 subscribe_attribute () (*mpf.devices.diverter.Diverter* *method*), 70
 subscribe_attribute () (*mpf.devices.drop_target.DropTarget* *method*), 73
 subscribe_attribute () (*mpf.devices.drop_target.DropTargetBank* *method*), 72
 subscribe_attribute () (*mpf.devices.extra_ball.ExtraBall* *method*), 77
 subscribe_attribute () (*mpf.devices.extra_ball_group.ExtraBallGroup* *method*), 76
 subscribe_attribute () (*mpf.devices.flipper.Flipper* *method*), 79
 subscribe_attribute () (*mpf.devices.kickback.Kickback* *method*), 81
 subscribe_attribute () (*mpf.devices.light.Light* *method*), 85
 subscribe_attribute () (*mpf.devices.logic_blocks.Accrual* *method*), 53
 subscribe_attribute () (*mpf.devices.logic_blocks.Counter* *method*), 68
 subscribe_attribute () (*mpf.devices.logic_blocks.Sequence* *method*), 100
 subscribe_attribute () (*mpf.devices.magnet.Magnet* *method*), 86
 subscribe_attribute () (*mpf.devices.multiball.Multiball* *method*), 89
 subscribe_attribute () (*mpf.devices.multiball_lock.MultiballLock* *method*), 88
 subscribe_attribute () (*mpf.devices.playfield.Playfield* *method*), 92
 subscribe_attribute () (*mpf.devices.segment_display.SegmentDisplay* *method*), 98
 subscribe_attribute () (*mpf.devices.servo.Servo* *method*), 101
 subscribe_attribute () (*mpf.devices.shot.Shot* *method*), 101

method), 105
 subscribe_attribute() (*mpf.devices.shot_group.ShotGroup method*), 103
 subscribe_attribute() (*mpf.devices.state_machine.StateMachine method*), 107
 subscribe_attribute() (*mpf.devices.stepper.Stepper method*), 107
 subscribe_attribute() (*mpf.devices.switch.Switch method*), 109
 subscribe_attribute() (*mpf.devices.timed_switch.TimedSwitch method*), 110
 subscribe_attribute() (*mpf.devices.timer.Timer method*), 112
 subtract() (*mpf.devices.timer.Timer method*), 112
 sw_flip() (*mpf.devices.flipper.Flipper method*), 79
 sw_release() (*mpf.devices.flipper.Flipper method*), 79
 Switch (*class in mpf.devices.switch*), 108
 SwitchController (*class in mpf.core.switch_controller*), 46
 SwitchPlayer (*class in mpf.plugins.switch_player*), 50
 System11OverlayPlatform (*class in mpf.platforms.system11*), 160

T

tearDown() (*mpf.tests.MpfBcpTestCase.MpfBcpTestCase method*), 184
 tearDown() (*mpf.tests.MpfFakeGameTestCase.MpfFakeGameTestCase method*), 195
 tearDown() (*mpf.tests.MpfGameTestCase.MpfGameTestCase method*), 207
 tearDown() (*mpf.tests.MpfMachineTestCase.MpfMachineTestCase method*), 216
 tearDown() (*mpf.tests.MpfTestCase.MpfTestCase method*), 226
 TestDataManager (*class in mpf.tests.TestDataManager*), 226
 TestMachineController (*class in mpf.tests.MpfTestCase*), 227
 text_to_speech() (*mpf.devices.hardware_sound_system.HardwareSoundSystem method*), 80
 TextUi (*class in mpf.core.text_ui*), 50
 tick() (*mpf.platforms.system11.System11OverlayPlatform method*), 161
 ticks (*mpf.devices.timer.Timer attribute*), 112
 Tilt (*class in mpf.modes.tilt.code.tilt*), 133
 tilt() (*mpf.modes.tilt.code.tilt.Tilt method*), 136
 tilt_settle_ms_remaining() (*mpf.modes.tilt.code.tilt.Tilt method*), 136
 tilt_warning() (*mpf.modes.tilt.code.tilt.Tilt method*), 136
 TimedSwitch (*class in mpf.devices.timed_switch*), 109
 Timer (*class in mpf.devices.timer*), 110
 timer_complete() (*mpf.devices.timer.Timer method*), 112
 timer_start() (*mpf.devices.ball_save.BallSave method*), 63
 toggle_credit_play() (*mpf.modes.credits.code.credits.Credits method*), 123
 transfer() (*mpf.devices.playfield_transfer.PlayfieldTransfer method*), 90
 TrinamicsStepRocker (*class in mpf.platforms.trinamics_stepper*), 162

U

unblock() (*mpf.core.ball_search.BallSearch method*), 231
 unexpected_ball_received() (*mpf.devices.ball_device.ball_device.BallDevice method*), 60
 unexpected_ball_received() (*mpf.devices.playfield.Playfield method*), 92
 unittest_verbosity() (*mpf.tests.MpfBcpTestCase.MpfBcpTestCase static method*), 184
 unittest_verbosity() (*mpf.tests.MpfFakeGameTestCase.MpfFakeGameTestCase static method*), 195
 unittest_verbosity() (*mpf.tests.MpfGameTestCase.MpfGameTestCase static method*), 207
 unittest_verbosity() (*mpf.tests.MpfMachineTestCase.MpfMachineTestCase static method*), 216
 unittest_verbosity() (*mpf.tests.MpfTestCase.MpfTestCase static method*), 226
 unlight() (*mpf.devices.score_reel_group.ScoreReelGroup method*), 96
 unselect() (*mpf.devices.achievement.Achievement method*), 71
 update() (*mpf.devices.dmd.Dmd method*), 71
 update() (*mpf.devices.rgb_dmd.RgbDmd method*), 94
 update_acceleration() (*mpf.devices.accelerometer.Accelerometer method*), 52
 update_firmware() (*mpf.platforms.fast.fast.FastHardwarePlatform method*), 140
 update_incand() (*mpf.platforms.opp.opp.OppHardwarePlatform method*), 148

[update_leds\(\)](#) (*mpf.platforms.fast.fast.FastHardwarePlatform* method), 140
[update_switches_from_hw\(\)](#) (*mpf.core.switch_controller.SwitchController* method), 49
[Util](#) (class in *mpf.core.utility_functions*), 241

V

[validate_coil_section\(\)](#) (*mpf.platforms.system11.System11OverlayPlatform* method), 161
[validate_coil_section\(\)](#) (*mpf.platforms.virtual.VirtualHardwarePlatform* method), 164
[validate_config_entry\(\)](#) (*mpf.config_players.block_event_player.BlockEventPlayer* method), 166
[validate_config_entry\(\)](#) (*mpf.config_players.queue_event_player.QueueEventPlayer* method), 169
[validate_config_entry\(\)](#) (*mpf.config_players.queue_relay_player.QueueRelayPlayer* method), 170
[validate_config_entry\(\)](#) (*mpf.config_players.random_event_player.RandomEventPlayer* method), 170
[validate_config_entry\(\)](#) (*mpf.config_players.score_queue_player.ScoreQueuePlayer* method), 171
[validate_config_entry\(\)](#) (*mpf.config_players.variable_player.VariablePlayer* method), 173
[validate_machine_config_section\(\)](#) (*mpf.core.machine.MachineController* method), 39
[validate_machine_config_section\(\)](#) (*mpf.tests.MpfTestCase.TestMachineController* method), 228
[validate_stepper_section\(\)](#) (*mpf.platforms.virtual.VirtualHardwarePlatform* method), 164
[validate_switch_section\(\)](#) (*mpf.platforms.virtual.VirtualHardwarePlatform* method), 164
[value](#) (*mpf.devices.logic_blocks.Accrual* attribute), 53
[value](#) (*mpf.devices.logic_blocks.Counter* attribute), 68
[value](#) (*mpf.devices.logic_blocks.Sequence* attribute), 100
[VariablePlayer](#) (class in *mpf.config_players.variable_player*), 172
[verify_switches\(\)](#) (*mpf.core.switch_controller.SwitchController* method), 49
[verify_system_info\(\)](#) (*mpf.core.machine.MachineController* method), 39
[verify_system_info\(\)](#) (*mpf.tests.MpfTestCase.TestMachineController* method), 228
[vers_resp\(\)](#) (*mpf.platforms.opp.opp.OppHardwarePlatform* method), 148
[VirtualHardwarePlatform](#) (class in *mpf.platforms.virtual*), 162
[VirtualPinballPlatform](#) (class in *mpf.platforms.virtual_pinball.virtual_pinball*), 164
[vpx_changed_flashers\(\)](#) (*mpf.platforms.virtual_pinball.virtual_pinball.VirtualPinballPlatform* method), 165
[vpx_changed_gi_strings\(\)](#) (*mpf.platforms.virtual_pinball.virtual_pinball.VirtualPinballPlatform* method), 165
[vpx_changed_lamps\(\)](#) (*mpf.platforms.virtual_pinball.virtual_pinball.VirtualPinballPlatform* method), 165
[vpx_changed_leds\(\)](#) (*mpf.platforms.virtual_pinball.virtual_pinball.VirtualPinballPlatform* method), 165
[vpx_changed_solenoids\(\)](#) (*mpf.platforms.virtual_pinball.virtual_pinball.VirtualPinballPlatform* method), 165
[vpx_get_coilactive\(\)](#) (*mpf.platforms.virtual_pinball.virtual_pinball.VirtualPinballPlatform* method), 165
[vpx_get_hardwarerules\(\)](#) (*mpf.platforms.virtual_pinball.virtual_pinball.VirtualPinballPlatform* method), 165
[vpx_get_mech\(\)](#) (*mpf.platforms.virtual_pinball.virtual_pinball.VirtualPinballPlatform* method), 165
[vpx_get_switch\(\)](#) (*mpf.platforms.virtual_pinball.virtual_pinball.VirtualPinballPlatform* method), 165
[vpx_mech\(\)](#) (*mpf.platforms.virtual_pinball.virtual_pinball.VirtualPinballPlatform* method), 165
[vpx_pulsesw\(\)](#) (*mpf.platforms.virtual_pinball.virtual_pinball.VirtualPinballPlatform* method), 165
[vpx_set_mech\(\)](#) (*mpf.platforms.virtual_pinball.virtual_pinball.VirtualPinballPlatform* method), 165
[vpx_set_switch\(\)](#) (*mpf.platforms.virtual_pinball.virtual_pinball.VirtualPinballPlatform* method), 165
[vpx_start\(\)](#) (*mpf.platforms.virtual_pinball.virtual_pinball.VirtualPinballPlatform* method), 165
[vpx_switch\(\)](#) (*mpf.platforms.virtual_pinball.virtual_pinball.VirtualPinballPlatform* method), 166

W

[wait_for_any_event\(\)](#) (*mpf.core.events.EventManager* method), 36

`wait_for_any_switch()`
(*mpf.core.switch_controller.SwitchController*
method), 49

`wait_for_event()` (*mpf.core.events.EventManager*
method), 36

`wait_for_loaded()` (*mpf.devices.light.Light*
method), 85

`wait_for_ready()` (*mpf.devices.score_reel.ScoreReel*
method), 97

`wait_for_ready()` (*mpf.devices.score_reel_group.ScoreReelGroup*
method), 96

`wait_for_ready_to_receive()`
(*mpf.devices.ball_device.ball_device.BallDevice*
method), 60

`wait_for_ready_to_receive()`
(*mpf.devices.playfield.Playfield* *static method*),
92

`wait_for_switch()`
(*mpf.core.switch_controller.SwitchController*
method), 49

`warning_log()` (*mpf.core.ball_search.BallSearch*
method), 231

`warning_log()` (*mpf.core.data_manager.DataManager*
method), 246

`warning_log()` (*mpf.core.delays.DelayManager*
method), 248

`warning_log()` (*mpf.core.logging.LogMixin* *method*),
233

`warning_log()` (*mpf.core.mode.Mode* *method*), 235

`warning_log()` (*mpf.modes.attract.code.attract.Attract*
method), 115

`warning_log()` (*mpf.modes.bonus.code.bonus.Bonus*
method), 118

`warning_log()` (*mpf.modes.carousel.code.carousel.Carousel*
method), 120

`warning_log()` (*mpf.modes.credits.code.credits.Credits*
method), 123

`warning_log()` (*mpf.modes.game.code.game.Game*
method), 126

`warning_log()` (*mpf.modes.high_score.code.high_score.HighScore*
method), 129

`warning_log()` (*mpf.modes.match.code.match.Match*
method), 131

`warning_log()` (*mpf.modes.service.code.service.Service*
method), 133

`warning_log()` (*mpf.modes.tilt.code.tilt.Tilt* *method*),
136

`warning_log()` (*mpf.tests.MpfBcpTestCase.MockBcpClient*
method), 175

`warning_log()` (*mpf.tests.MpfTestCase.TestMachineController*
method), 228

`warning_log()` (*mpf.tests.TestDataManager.TestDataManager*
method), 226

X

`x` (*mpf.devices.light.Light* *attribute*), 85
`x` (*mpf.devices.switch.Switch* *attribute*), 109

Y

`y` (*mpf.devices.light.Light* *attribute*), 85
`y` (*mpf.devices.switch.Switch* *attribute*), 109

Z

`z` (*mpf.devices.light.Light* *attribute*), 85
`z` (*mpf.devices.switch.Switch* *attribute*), 109