
django-machina Documentation






Release 0.5.0

Morgan Aubert

December 19, 2016

1	Getting started	3
1.1	Requirements	3
1.2	Installation	3
1.3	Project configuration	3
1.4	Database and migrations	5
1.5	URLs configuration	6
1.6	Creating your first forums	6
2	Example projects	7
2.1	The vanilla project	7
2.2	The demo project	8
3	Settings	9
3.1	General	9
3.2	Forum	10
3.3	Conversation	10
3.4	Polls	11
3.5	Attachments	11
3.6	Member	12
3.7	Permission	13
4	Glossary	15
5	Forum permissions	17
5.1	Built-in permissions	18
5.2	Defining forum permissions	18
5.3	Copying forum permissions	20
6	Customization	21
6.1	Settings	21
6.2	Templates and static files	21
6.3	Advanced customization mechanisms	22
6.4	Recipes	25
7	Machina's apps reference	29
7.1	Forum	29
7.2	Forum conversation	30
7.3	Forum feeds	34
7.4	Forum member	34

7.5	Forum moderation	35
7.6	Forum permission	37
7.7	Forum search	39
7.8	Forum tracking	40
8	Contributing to django-machina	43
8.1	Contributing code	43
8.2	Contributing translations	44
8.3	Using the issue tracker	44
8.4	Security	44
9	Release notes	45
9.1	Django-machina 0.5	45
9.2	Django-machina 0.4	45
9.3	Django-machina 0.3	46
9.4	Django-machina 0.2	47
10	Indices and tables	49
	Python Module Index	51

My first category		TOPICS	POSTS	LAST POST
	My first forum Description of your first forum.	 5	6	By: admin  March 7, 2015, 6:52 p.m.
Subforums:  A simple sub forum 1  A simple sub forum 2				

Getting started

1.1 Requirements

- Python 2.7, 3.3, 3.4, 3.5 and 3.6
- Django 1.8.x, 1.9.x or 1.10.x
- Pillow 2.2. or higher
- Django-mptt 0.8. or higher
- Django-haystack 2.1. or higher
- Markdown2 2.3. or higher
- Django-widget-tweaks 1.4. or higher

Note: *Django-machina* uses Markdown by default as a syntax for forum messages, but you can change this in your settings.

1.2 Installation

Install *django-machina* using:

```
pip install django-machina
```

1.3 Project configuration

1.3.1 Django settings

First update your `INSTALLED_APPS` in your project's settings module. Modify it to be a list and append the *django-machina*'s apps to this list:

```
from machina import get_apps as get_machina_apps

INSTALLED_APPS = [
    'django.contrib.auth',
    'django.contrib.contenttypes',
```

```
'django.contrib.sessions',
'django.contrib.sites',
'django.contrib.messages',
'django.contrib.staticfiles',
'django.contrib.admin',

# Machina related apps:
'mptt',
'haystack',
'widget_tweaks',
] + get_machina_apps()
```

Note: *Django-machina* uses *django-mptt* to handle the tree of forum instances. Search capabilities are provided by *django-haystack*.

Then modify your `TEMPLATES` settings so that it includes the *django-machina*'s template directory and the extra metadata context processor:

```
from machina import MACHINA_MAIN_TEMPLATE_DIR

TEMPLATES = [
    {
        'BACKEND': 'django.template.backends.django.DjangoTemplates',
        'DIRS': (
            # ...
            MACHINA_MAIN_TEMPLATE_DIR,
        ),
        'OPTIONS': {
            'context_processors': [
                # ...
                # Machina
                'machina.core.context_processors.metadata',
            ],
            'loaders': [
                'django.template.loaders.filesystem.Loader',
                'django.template.loaders.app_directories.Loader',
            ]
        },
    },
]
```

Add the `machina.apps.forum_permission.middleware.ForumPermissionMiddleware` to your `MIDDLEWARE` setting:

```
MIDDLEWARE = (
    # ...
    # Machina
    'machina.apps.forum_permission.middleware.ForumPermissionMiddleware',
)
```

Note: If you are using **Django 1.9 or below**, you should append the `ForumPermissionMiddleware` to the old `MIDDLEWARE_CLASSES` setting:

```
MIDDLEWARE_CLASSES = (
    # ...
    # Machina
```



```
'machina.apps.forum_permission.middleware.ForumPermissionMiddleware',
)
```

Edit your `STATICFILES_DIRS` setting so that it includes the *django-machina*'s static directory:

```
from machina import MACHINA_MAIN_STATIC_DIR

STATICFILES_DIRS = (
    # ...
    MACHINA_MAIN_STATIC_DIR,
)
```

Finally you have to add a new cache to your settings. This cache will be used to store temporary post attachments. Note that this `machina_attachments` cache must use the `django.core.cache.backends.filebased.FileBasedCache` backend, as follows:

```
CACHES = {
    'default': {
        'BACKEND': 'django.core.cache.backends.locmem.LocMemCache',
    },
    'machina_attachments': {
        'BACKEND': 'django.core.cache.backends.filebased.FileBasedCache',
        'LOCATION': '/tmp',
    }
}
```

1.3.2 Django-haystack settings

Django-machina uses *django-haystack* to provide search for forum conversations. *Django-haystack* allows you to plug in many search backends so you may want to choose the one that best suits your need.

You can start using the basic search provided by the *django-haystack*'s simple backend:

```
HAYSTACK_CONNECTIONS = {
    'default': {
        'ENGINE': 'haystack.backends.simple_backend.SimpleEngine',
    },
}
```

You can also decide to use a more powerful backend such as *Solr* or *Whoosh*:

```
HAYSTACK_CONNECTIONS = {
    'default': {
        'ENGINE': 'haystack.backends.whoosh_backend.WhooshEngine',
        'PATH': os.path.join(PROJECT_PATH, 'whoosh_index'),
    },
}
```

1.4 Database and migrations

Just use the `migrate` command to install the models:

```
python manage.py migrate
```

1.5 URLs configuration

Finally you have to update your main `urls.py` module in order to include the forum's URLs:

```
from machina.app import board

urlpatterns = patterns(
    # [...]

    # Apps
    url(r'^forum/', include(board.urls)),
)
```

1.6 Creating your first forums

You can now navigate to <http://127.0.0.1:8000/forum/> in order to visualize the index of your forum board. As you should see no forums have been created yet. *Django-machina* does not ship with pre-created forums, so you should navigate to your administration panel and create some forum instances.

Note: A common practice when creating forums is to embed them in categories in order to better organize the tree of forum instances. Please refer to [Glossary](#) if you do not know what a category is in a forum tree.

Congrats! You're in.

Example projects

Django-machina provides two example projects:

- a “vanilla” project which contains a standard installation of *django-machina* without customization
- a “demo” project which showcases the customization possibilities of *django-machina* (templates, logic, etc)

2.1 The vanilla project

The “vanilla” project contains a minimum installation of *django-machina* where no customizations have been made. The project uses the default forum settings and can be useful for discovering *django-machina*’s functionalities.

To run this project locally, you can follow these instructions:

```
$ npm install -g less
$ git clone https://github.com/ellmetha/django-machina
$ cd django-machina
$ mkvirtualenv machina_vanilla_project
(machina_vanilla_project) $ make install && pip install -r example_projects/vanilla/requirements.txt
(machina_vanilla_project) $ cd example_projects/vanilla/src/
(machina_vanilla_project) $ python manage.py migrate
(machina_vanilla_project) $ python manage.py createsuperuser
(machina_vanilla_project) $ python manage.py loaddata fixtures/*
(machina_vanilla_project) $ python manage.py runserver
```

Note: The previous steps assumes you have [Virtualenvwrapper](#) installed on your system.

If you have [Docker](#) and [Docker Compose](#) installed on your system you can also run the “vanilla” project using the following commands:

```
$ git clone https://github.com/ellmetha/django-machina
$ docker-compose build vanilla
$ docker-compose up vanilla
```

In that case you can navigate to <http://localhost:8082> to test the project.

2.2 The demo project

The “demo” project aims to show the possibilities of *django-machina* in terms of personalization and customization. It showcases how *django-machina* can be used to integrate a forum into a Django project. Some of the customisations that are included in this “demo” project are listed below:

- a new theme
- the use of [django-ckeditor](#) instead of the default Markdown editor

To run this project locally, you can follow these instructions:

```
$ npm install -g lesss
$ git clone https://github.com/ellmetha/django-machina
$ cd django-machina
$ mkvirtualenv machina_demo_project
(machina_demo_project) $ make install && pip install -r example_projects/demo/requirements.txt
(machina_demo_project) $ cd example_projects/demo/src/
(machina_demo_project) $ python manage.py migrate
(machina_demo_project) $ python manage.py createsuperuser
(machina_demo_project) $ python manage.py loaddata fixtures/*
(machina_demo_project) $ python manage.py runserver
```

If you have [Docker](#) and [Docker Compose](#) installed on your system you can also run the “demo” project using the following commands:

```
$ git clone https://github.com/ellmetha/django-machina
$ docker-compose build demo
$ docker-compose up demo
```

In that case you can navigate to <http://localhost:8081> to test the project.

This is a comprehensive list of all the settings *django-machina* provides. All settings are optional.

3.1 General

3.1.1 MACHINA_FORUM_NAME

Default: 'Machina'

The forum name.

3.1.2 MACHINA_MARKUP_LANGUAGE

Default: ('markdown2.markdown', {'safe_mode': True})

This setting defines how posts content is translated into HTML on the forum. It should be a two-tuple. The first element should be a string corresponding to the Python dotted path to a function returning HTML from a content expressed in a markup language. The second element of the tuple is a dictionary of keyword arguments to pass to the latest function (the dictionary should be empty if the function does not require any argument). Note that if you do not want to use a markup language such as Markdown or BBCode (eg. if you are using a Wysiwyg editor), you can set this setting to None.

Django-machina uses Markdown as the default syntax for forum messages.

3.1.3 MACHINA_MARKUP_WIDGET

Default: 'machina.forms.widgets.MarkdownTextareaWidget'

This setting defines the widget used inside topic and post forms. It should be a Python dotted path to a Django form widget.

3.1.4 MACHINA_MARKUP_WIDGET_KWARGS

Default: {}

This setting defines the keyword arguments that will be used when instantiating the widgets associated with the `MACHINA_MARKUP_WIDGET` setting.

3.1.5 MACHINA_BASE_TEMPLATE_NAME

Default: `'_base.html'`

This setting defines the name of the base template that is extended by the *django-machina*'s main `board_base.html` template.

3.2 Forum

3.2.1 MACHINA_FORUM_IMAGE_UPLOAD_TO

Default: `'machina/forum_images'`

The media subdirectory where forum images should be uploaded.

3.2.2 MACHINA_FORUM_IMAGE_WIDTH

Default: 100

The width used to create the thumbnail that is displayed for each forum that has an image in the list of forums. The image is not resized if this setting is set to `None`.

3.2.3 MACHINA_FORUM_IMAGE_HEIGHT

Default: 70

The height used to create the thumbnail that is displayed for each forum that has an image in the list of forums. The image is not resized if this setting is set to `None`.

3.2.4 MACHINA_FORUM_TOPICS_NUMBER_PER_PAGE

Default: 20

The number of topics displayed inside one page of a forum.

3.3 Conversation

3.3.1 MACHINA_TOPIC_ANSWER_SUBJECT_PREFIX

Default: `'Re: '`

This is the prefix used to pre-populate the subject of a topic reply. For example: if a reply is being posted for the *Lorem Ipsum* topic, the prefilled subject will be *Re: Lorem Ipsum* in the reply form.

3.3.2 MACHINA_POST_CONTENT_MAX_LENGTH

Default: `None`

The maximum number of characters that can be used in a forum post. A value of `None` means that there is no maximum length for forum posts.

3.3.3 MACHINA_TOPIC_POSTS_NUMBER_PER_PAGE

Default: 15

The number of posts displayed inside one page of a forum topic.

3.3.4 MACHINA_TOPIC_REVIEW_POSTS_NUMBER

Default: 10

The number of posts displayed when posting a reply. The posts displayed are related to the considered forum topic.

3.4 Polls

3.4.1 MACHINA_POLL_MAX_OPTIONS_PER_POLL

Default: 30

This setting can be used to configure the maximum number of options that can be defined when creating a poll.

3.4.2 MACHINA_POLL_MAX_OPTIONS_PER_USER

Default: 10

This setting defines the maximum number of poll options that can be selected by users when voting. Note that this setting does not impact the users who vote in a poll but only the poll creator. The latest has to choose the number of poll options allowed per user, and this value cannot exceed the value of this setting.

3.5 Attachments

3.5.1 MACHINA_ATTACHMENT_FILE_UPLOAD_TO

Default: 'machina/attachments'

The media subdirectory where forum attachments should be uploaded.

3.5.2 MACHINA_ATTACHMENT_CACHE_NAME

Default: 'machina_attachments'

The name of the cache used to store temporary post attachments.

3.5.3 MACHINA_ATTACHMENT_MAX_FILES_PER_POST

Default: 15

This setting can be used to configure the maximum number of attachments that can be associated to a forum post.

3.6 Member

3.6.1 MACHINA_PROFILE_AVATAR_UPLOAD_TO

Default: 'machina/avatar_images'

The media subdirectory where forum member avatars should be uploaded.

3.6.2 MACHINA_PROFILE_AVATAR_WIDTH

Default: 150

The width to use in order to resize forum profile avatars during upload. The image is not resized if this setting is set to None.

3.6.3 MACHINA_PROFILE_AVATAR_HEIGHT

Default: 250

The height to use in order to resize forum profile avatars during upload. The image is not resized if this setting is set to None.

3.6.4 MACHINA_PROFILE_AVATAR_MIN_WIDTH

Default: None

The imposed avatar minimum width for forum member profiles. This setting affects avatars validation rules ; it should not be used jointly with the MACHINA_PROFILE_AVATAR_WIDTH and MACHINA_PROFILE_AVATAR_HEIGHT settings.

3.6.5 MACHINA_PROFILE_AVATAR_MIN_HEIGHT

Default: None

The imposed avatar minimum height for forum member profiles. This setting affects avatars validation rules ; it should not be used jointly with the MACHINA_PROFILE_AVATAR_WIDTH and MACHINA_PROFILE_AVATAR_HEIGHT settings.

3.6.6 MACHINA_PROFILE_AVATAR_MAX_WIDTH

Default: None

The imposed avatar maximum width for forum member profiles. This setting affects avatars validation rules ; it should not be used jointly with the MACHINA_PROFILE_AVATAR_WIDTH and MACHINA_PROFILE_AVATAR_HEIGHT settings.

3.6.7 MACHINA_PROFILE_AVATAR_MAX_HEIGHT

Default: None

The imposed avatar maximum height for forum member profiles. This setting affects avatars validation rules ; it should not be used jointly with the `MACHINA_PROFILE_AVATAR_WIDTH` and `MACHINA_PROFILE_AVATAR_HEIGHT` settings.

3.6.8 MACHINA_PROFILE_AVATAR_MAX_UPLOAD_SIZE

Default: 0

The maximum avatar size for forum member profiles (the size must be expressed in bytes). A value of 0 means that there is no size limitation.

3.6.9 MACHINA_PROFILE_SIGNATURE_MAX_LENGTH

Default: 255

The maximum number of characters that can be used in a member signature. A value of None means that there is no maximum length for member signatures.

3.6.10 MACHINA_PROFILE_RECENT_POSTS_NUMBER

Default: 15

The maximum number of recent posts that can be displayed in forum member profiles.

3.6.11 MACHINA_PROFILE_POSTS_NUMBER_PER_PAGE

Default: 15

The number of posts displayed inside one page of a forum member's posts list.

3.7 Permission

3.7.1 MACHINA_DEFAULT_AUTHENTICATED_USER_FORUM_PERMISSIONS

Default: []

Django-machina relies on a permission system based on per-forum permissions. This allows you to define which permissions should be applied for each forum, for each user and for each group of users. However you might want to not have to deal with complex permissions and grant the same basic permissions to all the users and for all the forums you created. In that case, this setting can be used in order to define which permissions should be granted to all authenticated users. Note that the permissions specified in this list are granted only if the considered forum does not have any permission for the considered authenticated user. For example, the setting could be specified as follows:

```
MACHINA_DEFAULT_AUTHENTICATED_USER_FORUM_PERMISSIONS = [  
    'can_see_forum',  
    'can_read_forum',  
    'can_start_new_topics',  
    'can_reply_to_topics',
```

```
'can_edit_own_posts',
'can_post_without_approval',
'can_create_polls',
'can_vote_in_polls',
'can_download_file',
]
```

For a full list of the available forum permissions, please refer to [Forum permissions](#).

Warning: Keep in mind that the permissions specified in the `MACHINA_DEFAULT_AUTHENTICATED_USER_FORUM_PERMISSIONS` list will be automatically granted for authenticated users if the targetted forum has no other permissions for these users. This behavior will apply if you create a new forum without a specific permission configuration ; so be careful with the permission code names you put in this setting.

Glossary

This is a comprehensive list of the terms used when discussing the functionalities of *django-machina*.

Attachment An attachment is a file associated with a forum message that other forum users may see in order to download it.

Forum A forum is a container for messages. It is characterized by a name and can be part of a tree of other forums. That way a forum may have a parent forum and multiples sub-forums. A forum is typed and can correspond to a **default forum**, a **category** or a **forum link**. A **default forum** contains messages and can have sub-forums. A **category** can only contains default forums. A **forum link** redirects to a specified link and cannot have sub-forums.

Forum permission Forum permissions define what actions a user (anonymous or not) can do or not in a specific forum (eg. answer to forum topics).

Post A post is a message embedded into a conversation that was submitted by a forum user. A post usually consists of a title and a text, but can also contain attachments.

Topic A forum topic represents a conversation between forum users. It contains messages (or “posts”) that were submitted by the forum users. A topic generally refers to the name of the conversation and the first message (or “post”) embedded into it. A forum topic may contain additional contents like polls. A forum topics can be typed and can correspond to a **normal topic**, a **sticky topic** or an **announcement**. A **normal topic** is a regular conversation that will slide down the forum if no other posts are created into it and get bumped to the top of the forum otherwise. A **sticky topic** is a topic that is stuck at the top of the first page of a forum. An **announcement** is a topic that is stuck at the top of every page of a forum.

Forum permissions

Django-machina comes with its own permission system, allowing you to define exactly what users or groups can or can not do with the forums you created.

Permissions can be granted to users (anonymous user or registered users) and to groups. Some permissions can be granted globally: in this case, the permissions apply to all forums.

5.1 Built-in permissions

Permission	Is global	Definition
Forums		
<code>can_see_forum</code>	Yes	Defines whether the target can see a forum (eg. in the list of forums)
<code>can_read_forum</code>	Yes	Defines whether the target can read the content of a forum
Topics and posts		
<code>can_start_new_topics</code>	Yes	Defines whether the target can start a new topic
<code>can_start_new_topics</code>	Yes	Defines whether the target can start a new topic
<code>can_reply_to_topics</code>	Yes	Defines whether the target can reply to topics
<code>can_post_announcement</code>	Yes	Defines whether the target can create announces
<code>can_post_stickies</code>	Yes	Defines whether the target can create sticky posts
<code>can_delete_own_posts</code>	Yes	Defines whether the target can remove its own posts
<code>can_edit_own_posts</code>	Yes	Defines whether the target can edit its own posts
<code>can_post_without_approval</code>	Yes	Defines whether the target can create topics or posts without moderator approval
Polls		
<code>can_create_polls</code>	Yes	Defines whether the target can create polls
<code>can_vote_in_polls</code>	Yes	Defines whether the target can vote in polls
Attachments		
<code>can_attach_file</code>	Yes	Defines whether the target can attach files to forum posts
<code>can_download_file</code>	Yes	Defines whether the target can download the files attached to forum posts
Moderation		
<code>can_lock_topics</code>	No	Moderation permission: defines whether the target can lock a forum topic
<code>can_move_topics</code>	No	Moderation permission: defines whether the target can move topics to another forum
<code>can_edit_posts</code>	No	Moderation permission: defines whether the target can edit forum posts that he did not write
<code>can_delete_posts</code>	No	Moderation permission: defines whether the target can delete forum posts that he did not write
<code>can_approve_posts</code>	No	Moderation permission: defines whether the target can approve unapproved posts
<code>can_reply_to_locked_topic</code>	No	Moderation permission: defines whether the target can add posts in locked topics

5.2 Defining forum permissions

Django-machina allows you to precisely define which permissions should be granted for each forum, for each user and for each group of users. The permissions can be granted from the administration panel. Just go to the ‘Forums’ section of the administration panel. In this section you can update forum instances and their related permissions.

Note: Defining precise permissions on each forum can be overwhelming if you just want to set up single forums with a basic set of permissions. In that case you can use the `MACHINA_DEFAULT_AUTHENTICATED_USER_FORUM_PERMISSIONS` setting to define which permissions should be granted to all authenticated users for all forums (please refer to [Settings](#)).

As previously stated, the forum permissions can be applied either to a specific forum or globally to all forums:

- in order to edit global forum permissions, go to the list of forum instances in the administration panel and click on “Global forum permissions”
- in order to edit specific forum permissions, select a forum in the list of forum instances in the administration panel. Then click on “Forum permissions”

Note that global permissions have a lower priority than permissions that are associated with a specific forum. For example, a forum will be hidden if it is tied with a permission defining that it should not be accessible for a group of user, even if this forum can be accessed according to the global permissions applying to all forums for this group of users.

The admin pages mentioned above (“Global forum permissions” or “Forum permissions” for specific forums) allow you to select the user or group for which you want to set permissions. You have to select a specific user, the anonymous user or a specific group in order to set its permissions.

Global forum permissions

Edit user permissions

Please select a user in order to update its permissions

Utilisateur :

Anonymous :

Please select this option if you want to edit the permissions of the anonymous user

Edit group permissions

Please select a group in order to update its permissions

Group :

Once you have selected a user or group, you access a page where you can set its permissions for the considered forum (or for all the forums in case of global permissions). The form allows you to define the state of each permission for the considered user or group. Each permission can be either **not set**, **granted** or **not granted**.

Edit user permissions				
PERMISSION	NOT SET	GRANTED		
FORUM				
Can read forum	<input type="radio"/>	<input type="radio"/>		
Can see forum	<input type="radio"/>	<input type="radio"/>		
CONVERSATION				
Can delete own posts	<input type="radio"/>	<input type="radio"/>		
Can edit own posts	<input type="radio"/>	<input type="radio"/>		
Can post announcements	<input type="radio"/>	<input type="radio"/>		
Can post stickies	<input type="radio"/>	<input type="radio"/>		
Can post without approval	<input type="radio"/>	<input type="radio"/>		
Can reply to topics	<input type="radio"/>	<input type="radio"/>		
Can start new topics	<input type="radio"/>	<input type="radio"/>		
POLLS				
Can create polls	<input type="radio"/>	<input type="radio"/>		
Can vote in polls	<input type="radio"/>	<input type="radio"/>		
ATTACHMENTS				
Can attach file	<input type="radio"/>	<input type="radio"/>		
Can download file	<input type="radio"/>	<input type="radio"/>		

5.3 Copying forum permissions

If you are on the permissions page of a specific forum, you can choose to copy the permissions configuration of another forum in order to apply it to the current forum. This allows you to easily apply a set of permission to many forums.

Copy permissions from another forum

Please select a forum in order to copy its permissions configuration to the current forum

Forum :

COPY

Customization

Django-machina was built with customization in mind. The module provides useful tools to make your forum compatible with your own business logic.

6.1 Settings

As most Django applications do, *django-machina* allows you to customize your forum application with a set of settings (please refer to [Settings](#)). *Django-machina*'s settings cover many aspects of your forum: markup language, pagination, images, default permissions, etc.

6.2 Templates and static files

If you wish to personalize the look and feel of your forum you can take advantage of the Django's template loading system. Thus you can easily override forum layouts and styles if Django is configured to look in your project first for templates before using the *django-machina*'s templates.

For example, you can easily override *django-machina*'s templates by configuring your template directories as follows in your `TEMPLATES` setting:

```
import os

TEMPLATES = [
    {
        'BACKEND': 'django.template.backends.django.DjangoTemplates',
        'DIRS': [
            os.path.join(PROJECT_PATH, 'src/vanilla_project/templates'),
            MACHINA_MAIN_TEMPLATE_DIR,
        ],
        'OPTIONS': {
            'context_processors': [
                # [...]
            ],
        },
    },
]
```

6.3 Advanced customization mechanisms

Django-machina relies on a dynamic class loading system that allows to override or extend its Python classes: class-based views, forms, models, etc. This gives you the power to adapt your forum to your own business logic.

In order to benefit from this dynamic class loading system, you will need to override a *django-machina* application. Please head over to the following topics in order to achieve this:

6.3.1 Overriding an application

Django-machina relies on a dynamic class-loading system that allows you to override or extend many aspects of its applications. The *django-machina* applications are listed below:

Application name	Definition
forum	This application provides the ability to browse a tree of forums
forum_conversation	This application handles all the conversations that can happen in forums
forum_feeds	This application allows to get forum topics as RSS feeds
forum_member	This application provides functionalities to forum members
forum_moderation	This application provides moderation tools to moderators
forum_permission	This application provides the proper tools to allow permission checks on forums
forum_search	This application allows to search within forums
forum_tracking	This application allows to determine which forums or topics have been read by a given user

Note: Overriding these applications is not a trivial task. Most of the time you will need to dig into the source code of *django-machina* in order to discover how things were implemented. This will allow you to find exactly which method should be rewritten in order to achieve the task at hand.

Duplicate the application

Let's say we want to override the `machina.apps.forum_conversation` application.

Create a Python package with the same application label

The first thing to do is to create a Python package with the same application label as the app you want to override. This package can live under an `apps` Python package that acts as a root folder for your overridden applications, as shown below:

```
$ mkdir -p apps/forum_conversation
$ touch apps/__init__.py
$ touch apps/forum_conversation/__init__.py
```

Import the application models if needed

All *django-machina*'s applications do not necessarily contain models. So this step may be skipped depending on the application you want to override. In the other case, it is necessary to reference the models of the overridden application by creating a `models.py` file in your package:

```
# -*- coding: utf-8 -*-

from __future__ import unicode_literals

# Custom models should be declared before importing
# django-machina models

from machina.apps.forum_conversation.models import * # noqa
```

Your overridden application may need to add new models or modify *django-machina*'s own models. As stated in this snippet, custom models must be declared **before** the import of the *django-machina*'s models. This means that you can override a *django-machina* model in order to change the way it behaves if you want. Please refer to [Overriding application models](#) to get detailed instructions on how to override *django-machina*'s models.

Only importing *django-machina*'s models is not enough. You have to ensure the models migrations can be used by your Django project. You have two possibilities to do so:

- you can copy the content of the migrations folder from the application you want to override to your own local application
- you can configure the MIGRATION_MODULES setting to reference the original migrations of the application you want to override

```
MIGRATION_MODULES = {
    'forum_conversation': 'machina.apps.forum_conversation.migrations',
}
```

Note: The second possibility should only be used if you are sure you will not define new models or overridden models into your local application

Import the application admin classes if needed

As previously stated, this step can be skipped if the application you want to override does not contain models. In the other case you will want to create an `admin.py` file in your package in order to reference the admin classes of the overridden application:

```
# -*- coding: utf-8 -*-

from __future__ import unicode_literals
from machina.apps.forum_conversation.admin import * # noqa
```

Define the application AppConfig

Most of *django-machina*'s applications define subclasses of Django's `AppConfig` which can perform initialization operations. *Django-machina* `AppConfig` instances are defined inside sub-modules called `registry_config`. You need to define an `AppConfig` subclass for your custom application by subclassing the overridden application `AppConfig`. So your application's `__init__.py` should report the custom application `AppConfig`:

```
default_app_config = 'apps.forum_conversation.registry_config.ConversationRegistryConfig'
```

And in `registry_config.py` in you application you have something like:

```
from machina.apps.forum_conversation.registry_config import ConversationRegistryConfig as BaseConverser
```

```
class ConversationRegistryConfig(BaseConversationRegistryConfig):
    name = 'apps.forum_conversation'
```

Add the local application to your INSTALLED_APPS

Finally you have to tell Django to use your overridden application instead of the *django-machina*'s original application. You can do this by adding your application as a second argument to the `get_apps` function in your Django settings:

```
from machina import get_apps as get_machina_apps

INSTALLED_APPS = [
    # ...
] + get_machina_apps(['yourproject.apps.forum_conversation', ])
```

The list you pass to the `get_apps` function must contain overridden applications.

6.3.2 Customization underlying mechanisms

Django-machina relies on a dynamic class-loading system that allows you to override or extend many aspects of its applications. The underlying mechanisms are directly inspired from the class loading system provided by the *django-oscar* e-commerce framework.

If you look through *django-machina*'s codebase, you'll find that most of the classes or functions are imported using this kind of statement:

```
from machina.core.loading import get_class
PostForm = get_class('forum_conversation.forms', 'PostForm')
```

The `get_class` function is provided by the `machina.core.loading` module. It is used instead of standard import statements such as `from machina.forum_conversation.forms import PostForm`.

The `get_class` function imports a single class from a specified module. It takes two arguments: the first one is the label of the module from which you want to import your class (eg. `forum_conversations.forms`); the second-one is the name of the class to import. The `get_class` function works as follow:

- it will look through your Machina overridden applications in order to find an application that matches the application name included in the module label
- it will try to load the class from the specified module if it exists
- if the specified module is not present in the overridden application or if the class cannot be retrieved from the custom module, the class will be imported from the default Machina application

Note: The `get_class` function can only import customized classes from applications that have been properly overridden. Please head over to [Overriding an application](#) for more details on how to override a *django-machina* application.

So the `get_class` function allows you to define local versions of Machina classes in order to customize your forum behaviors. Most of the time you will create a subclass of a specific class in order to customize the way it behaves. For example you could extend the `forum_conversation.views.TopicView` in order to add some data to the context:

```
from __future__ import unicode_literals

from machina.apps.forum_conversation.views import TopicView as BaseTopicView
```

```

class TopicView(BaseTopicView):
    def get_context_data(self, **kwargs):
        context = super(TopicView, self).get_context_data(**kwargs)
        # Some additional data can be added to the context here
        context['foo'] = 'bar'
    return context

```

If this view is part of an overridden application, *django-machina* will use it instead of the default `TopicView`.

So this dynamic class-loading system allows to make changes to the *django-machina*'s core functionalities by altering only the classes whose behavior must be updated to achieve the task at hand.

6.4 Recipes

Here is a list of simple guides demonstrating how to solve common customization problems when using *django-machina*:

6.4.1 Overriding application models

Django-machina allows you to override its models. This can be useful if you want to add new methods or new fields to existing *django-machina* models.

To illustrate this functionality, we will add an `icon` field to the `Topic` model (which is part of the `forum_conversation` app) in order to allow users select an icon for the topics they create.

Prerequisite

Please ensure that you have correctly followed the instructions described in [Overriding an application](#) before trying to override *django-machina* models. If so, you should have created a Python package with the same application label as the app you want to override. This new application should be defined in your `INSTALLED_APPS` setting.

Most importantly, you should've created a `models.py` file inside your package in order to reference the models of the overridden application:

```

# -*- coding: utf-8 -*-

from __future__ import unicode_literals

# Custom models should be declared before importing
# django-machina models

from machina.apps.forum_conversation.models import * # noqa

```

Finally you should have copied the content of the `migration` folder from the application you want to override into your own local application.

Defining a new custom model

In order to define a new version of an existing *django-machina* model you have to define a new class that subclasses the abstract model class of the model you want to override. The new model you define must have the exact same name as the model you are trying to override.

For example, in order to define a custom version of the `Topic` model it is necessary to subclass the `machina.apps.forum_conversation.abstract_models.AbstractTopic` abstract model:

```
# -*- coding: utf-8 -*-

from __future__ import unicode_literals

from machina.apps.forum_conversation.abstract_models import AbstractTopic

# Custom models should be declared before importing
# django-machina models

class Topic(AbstractTopic):
    icon = models.ImageField(verbose_name="Icon", upload_to="forum/topic_icons")

from machina.apps.forum_conversation.models import * # noqa
```

Note: You need to ensure that the import of *django-machina*'s models is always done at the bottom of your `models.py` file. This is very important in the event that you define overridden models because it will ensure that your overridden models will be loaded by Django instead of the original versions provided by *django-machina*.

Creating migrations

As stated previously, you should've copied the content of the `migration` folder from the application you want to override into your own local application. Then you just have to create a new migration related to the changes you made to the overridden models:

```
$ django-admin makemigrations forum_conversations
```

6.4.2 Using another markup language for forum posts

Django-machina uses Markdown as the default syntax for forum messages, which is provided by the use of a built-in widget using the [SimpleMDE Markdown editor](#). But you can easily change this in your settings. We will see how to do this.

It should be noted that *django-machina* relies on specific model fields to store forum messages. These fields contribute two columns to the model where they are used: the first one is used to store any content written by using a markup language (eg. BBCode or Markdown) and the second one keeps the rendered content obtained by converting the initial content to HTML. Thus forum messages are stored in two versions: plain and HTML.

Example: using django-ckeditor

Let's use [django-ckeditor](#) instead of the default widget in order to benefit from a powerful wysiwyg editor.

The first thing to do is to add `ckeditor` in our `INSTALLED_APPS` setting:

```
from machina import get_apps as get_machina_apps

INSTALLED_APPS = [
    'django.contrib.auth',
    'django.contrib.contenttypes',
    'django.contrib.sessions',
    'django.contrib.sites',
```

```
'django.contrib.messages',
'django.contrib.staticfiles',
'django.contrib.admin',

# Machina related apps:
'mptt',
'haystack',
'widget_tweaks',
'ckeditor',
] + get_machina_apps()
```

Then we must set the `MACHINA_MARKUP_LANGUAGE` and `MACHINA_MARKUP_WIDGET` settings in order to tell *django-machina* the widget to use when displaying forms:

```
MACHINA_MARKUP_LANGUAGE = None
MACHINA_MARKUP_WIDGET = 'ckeditor.widgets.CKEditorWidget'
```

When using a wysiwyg editor such as CKEditor we do not use a specific markup language because we directly get the content in HTML. This is why the `MACHINA_MARKUP_LANGUAGE` setting is set to `None`. The `MACHINA_MARKUP_WIDGET` indicates the Python dotted path to the CKEditor form widget.

The last thing to do is to ensure that you use the required assets in your templates. Basically, you have to ensure that the `media` property is used in your form templates (this is the case if you have not modified the default topic/post templates):

```
{% block css %}
  {{ block.super }}
  {{ post_form.media.css }}
{% endblock css %}

{% block js %}
  {{ block.super }}
  {{ post_form.media.js }}
{% endblock js %}
```

Machina's apps reference

Django-machina is organized into several applications. Each application provides specific forum features such as forum display, permission checks, etc.

7.1 Forum

The `forum` application provides the ability to browse a tree of forums. It is based on a single `AbstractForum` abstract model.

7.1.1 Abstract models

class `machina.apps.forum.abstract_models.AbstractForum(*args, **kwargs)`

Bases: `mptt.models.MPTTModel`, `machina.models.abstract_models.DatedModel`

The main forum model. The tree hierarchy of forums and categories is managed by the `MPTTModel` which is part of `django-mptt`.

is_category

Returns True if the forum is a category.

is_forum

Returns True if the forum is a default forum.

is_link

Returns True if the forum is a link.

margin_level

Used in templates or menus to create an easy-to-see left margin to contrast a forum from their parents.

7.1.2 Views

class `machina.apps.forum.views.ForumView(**kwargs)`

Bases: `machina.apps.forum_permission.viewmixins.PermissionRequiredMixin`, `django.views.generic.list.ListView`

Displays a forums and its topics. If applicable, its sub-forums can also be displayed.

get_forum()

Returns the forum to consider.

```
class machina.apps.forum.views.IndexView (**kwargs)
    Bases: django.views.generic.list.ListView

    Displays the top-level forums.
```

7.2 Forum conversation

The `forum_conversation` application handles all the conversations that can happen in forums. It provides some of the main features of a forum application: posting messages, writing answers, voting in polls, ...

7.2.1 Sub applications

Forum attachments

The `forum_attachments` application handles all the attachments that can be associated with forum posts.

Abstract models

```
class machina.apps.forum_conversation.forum_attachments.abstract_models.AbstractAttachment (*a
    Bases: django.db.models.base.Model
    Represents a post attachment. An attachment is always linked to a post.
```

Cache

```
class machina.apps.forum_conversation.forum_attachments.cache.AttachmentCache
    Bases: object
```

The attachments cache. This one should be used with a `FileBasedCache` backend. But this can be overridden. The attachments cache acts as a wrapper and ensure that the states (name, size, content type, charset and content) of all files from any request.FILES dict are saved inside the considered backend when calling the 'set' method. Conversely, the 'get' method will populate a dictionary of `InMemoryUploadedFile` instances or `TemporaryUploadedFile` instances by using these states.

get (*key*)

Regenerates a `MultiValueDict` instance containing the files related to all file states stored for the given key.

set (*key, files*)

Stores the state of each file embedded in the request.FILES `MultiValueDict` instance. This instance is assumed to be passed as the 'files' argument. Each state stored in the cache is a dictionary containing the following values:

name The name of the uploaded file.

size The size of the uploaded file.

content_type The content type of the uploaded file.

content_length The content length of the uploaded file.

charset The charset of the uploaded file.

content The content of the uploaded file.

Views

class `machina.apps.forum_conversation.forum_attachments.views.AttachmentView` (***kwargs*)
Bases: `machina.apps.forum_permission.viewmixins.PermissionRequiredMixin`,
`django.views.generic.detail.DetailView`

Allows to retrieve a forum attachment.

model
 alias of `Attachment`

Forum polls

The `forum_polls` application handles all the polls that can be created in forum topics. It provides forms and tools for creating polls and for voting in forum polls.

Abstract models

class `machina.apps.forum_conversation.forum_polls.abstract_models.AbstractTopicPoll` (**args*,
***kwargs*)
Bases: `machina.models.abstract_models.DatedModel`

Represents a poll embedded in a forum topic.

votes
 Returns all the votes related to this topic poll.

class `machina.apps.forum_conversation.forum_polls.abstract_models.AbstractTopicPollOption` (**args*,
***kwargs*)

Bases: `django.db.models.base.Model`

Represents a poll option.

class `machina.apps.forum_conversation.forum_polls.abstract_models.AbstractTopicPollVote` (**args*,
***kwargs*)

Bases: `django.db.models.base.Model`

Represents a poll vote.

Views

class `machina.apps.forum_conversation.forum_polls.views.TopicPollVoteView` (***kwargs*)
Bases: `machina.apps.forum_permission.viewmixins.PermissionRequiredMixin`,
`django.views.generic.edit.UpdateView`

Allows to vote in polls.

model
 alias of `TopicPoll`

7.2.2 Abstract models

class `machina.apps.forum_conversation.abstract_models.AbstractPost` (**args*,
***kwargs*)

Bases: `machina.models.abstract_models.DatedModel`

Represents a forum post. A forum post is always linked to a topic.

is_alone

Returns True if the post is the only single post of the topic.

is_topic_head

Returns True if the post is the first post of the topic.

is_topic_tail

Returns True if the post is the last post of the topic.

position

Returns an integer corresponding to the position of the post in the topic.

class `machina.apps.forum_conversation.abstract_models.AbstractTopic` (**args*,
***kwargs*)

Bases: `machina.models.abstract_models.DatedModel`

Represents a forum topic.

has_subscriber (*user*)

Returns True if the given user is a subscriber of this topic.

is_announce

Returns True if the topic is an announce.

is_locked

Returns True if the topic is locked.

is_sticky

Returns True if the topic is a sticky topic.

is_topic

Returns True if the topic is a default topic.

update_trackers ()

Updates the posts count, the update date and the link toward the last post associated with the current topic.

7.2.3 Views

class `machina.apps.forum_conversation.views.BasePostFormView` (***kwargs*)

Bases: `django.views.generic.edit.ModelFormView`

A base view for handling post forms.

form_invalid (*post_form*, *attachment_formset*, ***kwargs*)

Called if one of the forms is invalid. Re-renders the context data with the data-filled forms and errors.

form_valid (*post_form*, *attachment_formset*, ***kwargs*)

Called if all forms are valid. Creates a Post instance along with associated attachments if required and then redirects to a success page.

get_attachment_formset (*formset_class*)

Returns an instance of the attachment formset to be used in the view.

get_attachment_formset_class ()

Returns the attachment formset class to use for instantiating the attachment formset.

get_attachment_formset_kwargs ()

Returns the keyword arguments for instantiating the attachment formset.

get_attachments_cache_key (*request*)

Returns the key used to store attachment files states into the file based cache.

get_forum()
Returns the considered forum.

get_post()
Returns the considered post if applicable.

get_post_form(form_class)
Returns an instance of the post form to be used in the view.

get_post_form_class()
Returns the post form class to use for instantiating the form.

get_post_form_kwargs()
Returns the keyword arguments for instantiating the post form.

get_topic()
Returns the considered topic if applicable.

init_attachment_cache()
Initializes the attachment cache for the current view.

class machina.apps.forum_conversation.views.**BaseTopicFormView**(**kwargs)
Bases: *machina.apps.forum_conversation.views.BasePostFormView*

A base view for handling topic forms.

get_poll_option_formset(formset_class)
Returns an instance of the poll option formset to be used in the view.

get_poll_option_formset_class()
Returns the poll option formset class to use for instantiating the poll option formset.

get_poll_option_formset_kwargs()
Returns the keyword arguments for instantiating the poll option formset.

class machina.apps.forum_conversation.views.**PostCreateView**(**kwargs)
Bases: machina.apps.forum_permission.viewmixins.PermissionRequiredMixin,
machina.apps.forum_conversation.views.PostFormView

Allows users to create forum posts.

model
alias of Post

class machina.apps.forum_conversation.views.**PostDeleteView**(**kwargs)
Bases: machina.apps.forum_permission.viewmixins.PermissionRequiredMixin,
django.views.generic.edit.DeleteView

Allows users to delete forum topics.

model
alias of Post

class machina.apps.forum_conversation.views.**PostFormView**(**kwargs)
Bases: django.views.generic.detail.SingleObjectMixin,
machina.apps.forum_conversation.views.BasePostFormView

A base view for manipulating post forms.

class machina.apps.forum_conversation.views.**PostUpdateView**(**kwargs)
Bases: machina.apps.forum_permission.viewmixins.PermissionRequiredMixin,
machina.apps.forum_conversation.views.PostFormView

Allows users to update forum topics.

model
alias of Post

class `machina.apps.forum_conversation.views.TopicCreateView` (**kwargs)
Bases: `machina.apps.forum_permission.viewmixins.PermissionRequiredMixin`,
`machina.apps.forum_conversation.views.TopicFormView`

Allows users to create forum topics.

model
alias of Topic

class `machina.apps.forum_conversation.views.TopicFormView` (**kwargs)
Bases: `django.views.generic.detail.SingleObjectMixin`,
`machina.apps.forum_conversation.views.BaseTopicFormView`

A base view for manipulating topic forms.

class `machina.apps.forum_conversation.views.TopicUpdateView` (**kwargs)
Bases: `machina.apps.forum_permission.viewmixins.PermissionRequiredMixin`,
`machina.apps.forum_conversation.views.TopicFormView`

Allows users to update forum topics.

get_post ()
Returns the considered post if applicable.

model
alias of Topic

class `machina.apps.forum_conversation.views.TopicView` (**kwargs)
Bases: `machina.apps.forum_permission.viewmixins.PermissionRequiredMixin`,
`django.views.generic.list.ListView`

Displays a forum topic.

get_topic ()
Returns the topic to consider.

7.3 Forum feeds

The `forum_feeds` application allows to get forum topics as RSS feeds.

7.3.1 Feeds

class `machina.apps.forum_feeds.feeds.LastTopicsFeed`
Bases: `django.contrib.syndication.views.Feed`

Provides feed items for the latest forum topics.

7.4 Forum member

The `forum_member` application provides functionalities to forum members and defines forum profile abstract models.

7.4.1 Abstract models

```
class machina.apps.forum_member.abstract_models.AbstractForumProfile (*args,
                                                                    **kwargs)
    Bases: django.db.models.base.Model
    Represents the profile associated with each forum user.
```

7.4.2 Views

```
class machina.apps.forum_member.views.ForumProfileDetailView (**kwargs)
    Bases: django.views.generic.detail.DetailView
    Shows a user's forum profile.
```

```
class machina.apps.forum_member.views.ForumProfileUpdateView (**kwargs)
    Bases: django.views.generic.edit.UpdateView
    Allows the current user to update its forum profile.
```

```
class machina.apps.forum_member.views.TopicSubscribeView (**kwargs)
    Bases: machina.apps.forum_permission.viewmixins.PermissionRequiredMixin,
           django.views.generic.detail.SingleObjectTemplateResponseMixin,
           django.views.generic.detail.BaseDetailView
    Allows a user to subscribe to a specific topic.
```

```
model
    alias of Topic
```

```
class machina.apps.forum_member.views.TopicSubscriptionListView (**kwargs)
    Bases: django.views.generic.list.ListView
    Provides a list of all topics to which the current user has subscribed.
```

```
model
    alias of Topic
```

```
class machina.apps.forum_member.views.TopicUnsubscribeView (**kwargs)
    Bases: machina.apps.forum_permission.viewmixins.PermissionRequiredMixin,
           django.views.generic.detail.SingleObjectTemplateResponseMixin,
           django.views.generic.detail.BaseDetailView
    Allows a user to unsubscribe from a specific topic.
```

```
model
    alias of Topic
```

```
class machina.apps.forum_member.views.UserPostsView (**kwargs)
    Bases: django.views.generic.list.ListView
    Provides a list of all the posts submitted by a given a user.
```

```
poster
    Returns the considered user.
```

7.5 Forum moderation

The `forum_moderation` application provides moderation views allowing moderators to move, close or delete forum topics or posts. It also provides access to the moderation queue used to approve or reject posts awaiting

approval.

7.5.1 Views

class `machina.apps.forum_moderation.views.PostApproveView` (***kwargs*)
Bases: `machina.apps.forum_permission.viewmixins.PermissionRequiredMixin`,
`django.views.generic.detail.SingleObjectTemplateResponseMixin`,
`django.views.generic.detail.BaseDetailView`

A view providing the ability to approve queued forum posts.

approve (*request, *args, **kwargs*)
 Approves the considered post and redirects the user to the success URL.

model
 alias of `Post`

class `machina.apps.forum_moderation.views.PostDisapproveView` (***kwargs*)
Bases: `machina.apps.forum_permission.viewmixins.PermissionRequiredMixin`,
`django.views.generic.detail.SingleObjectTemplateResponseMixin`,
`django.views.generic.detail.BaseDetailView`

A view providing the ability to disapprove queued forum posts.

disapprove (*request, *args, **kwargs*)
 Disapproves the considered post and redirects the user to the success URL.

model
 alias of `Post`

class `machina.apps.forum_moderation.views.TopicDeleteView` (***kwargs*)
Bases: `machina.apps.forum_permission.viewmixins.PermissionRequiredMixin`,
`django.views.generic.edit.DeleteView`

A view providing the ability to delete forum topics.

delete (*request, *args, **kwargs*)
 Deletes the considered topic and redirects the user to the success URL. Calls the `delete()` method on the fetched object and then redirects to the success URL. This is a workaround for versions of Django prior 1.6 where the `get_success_url()` method was called after the `delete()` method.

model
 alias of `Topic`

class `machina.apps.forum_moderation.views.TopicLockView` (***kwargs*)
Bases: `machina.apps.forum_permission.viewmixins.PermissionRequiredMixin`,
`django.views.generic.detail.SingleObjectTemplateResponseMixin`,
`django.views.generic.detail.BaseDetailView`

A view providing the ability to lock forum topics.

lock (*request, *args, **kwargs*)
 Locks the considered topic and redirects the user to the success URL.

model
 alias of `Topic`

class `machina.apps.forum_moderation.views.TopicMoveView` (***kwargs*)
Bases: `machina.apps.forum_permission.viewmixins.PermissionRequiredMixin`,
`django.views.generic.detail.SingleObjectTemplateResponseMixin`,

`django.views.generic.edit.FormMixin`, `django.views.generic.detail.SingleObjectMixin`,
`django.views.generic.edit.ProcessFormView`

A view providing the ability to move forum topics.

model
 alias of `Topic`

class `machina.apps.forum_moderation.views.TopicUnlockView` (***kwargs*)
 Bases: `machina.apps.forum_permission.viewmixins.PermissionRequiredMixin`,
`django.views.generic.detail.SingleObjectTemplateResponseMixin`,
`django.views.generic.detail.BaseDetailView`

A view providing the ability to unlock forum topics.

model
 alias of `Topic`

unlock (*request, *args, **kwargs*)
 Unlocks the considered topic and redirects the user to the success URL.

class `machina.apps.forum_moderation.views.TopicUpdateTypeBaseView` (***kwargs*)
 Bases: `machina.apps.forum_permission.viewmixins.PermissionRequiredMixin`,
`django.views.generic.detail.SingleObjectTemplateResponseMixin`,
`django.views.generic.detail.BaseDetailView`

A view providing the ability to change the type of forum topics: normal, sticky topic or announce.

model
 alias of `Topic`

update_type (*request, *args, **kwargs*)
 Updates the type of the considered topic and redirects the user to the success URL.

7.6 Forum permission

The `forum_permission` application provides the proper tools to allow permission checks on forums. It defines permission abstract models and provides

7.6.1 Abstract models

class `machina.apps.forum_permission.abstract_models.AbstractForumPermission` (**args, **kwargs*)
 Bases: `django.db.models.base.Model`

Represents a single forum permission.

class `machina.apps.forum_permission.abstract_models.AbstractGroupForumPermission` (**args, **kwargs*)
 Bases: `machina.apps.forum_permission.abstract_models.BaseAuthForumPermission`

Represents a per-group forum object permission.

class `machina.apps.forum_permission.abstract_models.AbstractUserForumPermission` (**args, **kwargs*)
 Bases: `machina.apps.forum_permission.abstract_models.BaseAuthForumPermission`

Represents a per-user forum object permission.

class `machina.apps.forum_permission.abstract_models.BaseAuthForumPermission` (**args*, ***kwargs*)
Bases: `django.db.models.base.Model`
Represents a per-auth-component forum object permission.

7.6.2 Checker

class `machina.apps.forum_permission.checker.ForumPermissionChecker` (*user*)
Bases: `object`
The `ForumPermissionChecker` allows to check forum permissions on `Forum` instances.

get_perms (*forum*)
Returns the list of permission codenames of all permissions for the given forum.

has_perm (*perm*, *forum*)
Checks if the considered user has given permission for the passed forum.

7.6.3 Handler

class `machina.apps.forum_permission.handler.PermissionHandler`
Bases: `object`
The `PermissionHandler` allows to filter lists of forums and to perform permission verifications on forums. It uses the `ForumPermissionChecker` class to perform these verifications.

can_access_moderation_queue (*user*)
Returns True if the passed user can access the moderation queue. The latest allows the moderator to approve posts.

can_add_announcements (*forum*, *user*)
Given a forum, checks whether the user can append announcements to it.

can_add_post (*topic*, *user*)
Given a topic, checks whether the user can append posts to it.

can_add_stickies (*forum*, *user*)
Given a forum, checks whether the user can append stickies to it.

can_add_topic (*forum*, *user*)
Given a forum, checks whether the user can append topics to it.

can_approve_posts (*forum*, *user*)
Given a forum, checks whether the user can approve its posts.

can_attach_files (*forum*, *user*)
Given a forum, checks whether the user can add attachments to posts.

can_create_polls (*forum*, *user*)
Given a forum, checks whether the user can add a topic with an embedded poll.

can_delete_post (*post*, *user*)
Given a forum post, checks whether the user can delete the latter.

can_delete_topics (*forum*, *user*)
Given a forum, checks whether the user can delete its topics. Note: the `can_delete_posts` permission is used here because a user who can delete all the posts of a topic is also able to delete the topic itself.

can_download_files (*forum, user*)

Given a forum, checks whether the user can download files attached to posts.

can_edit_post (*post, user*)

Given a forum post, checks whether the user can edit the latter.

can_lock_topics (*forum, user*)

Given a forum, checks whether the user can lock its topics.

can_move_topics (*forum, user*)

Given a forum, checks whether the user can move its topics to another forum.

can_post_without_approval (*forum, user*)

Given a forum, checks whether the user can add a posts and topics without approval.

can_read_forum (*forum, user*)

Given a forum, checks whether the user can read its content.

can_subscribe_to_topic (*topic, user*)

Given a topic, checks whether the user can add it to his subscription list.

can_unsubscribe_from_topic (*topic, user*)

Given a topic, checks whether the user can remove it from his subscription list.

can_update_topics_to_announces (*forum, user*)

Given a forum, checks whether the user can change its topic types to announces.

can_update_topics_to_normal_topics (*forum, user*)

Given a forum, checks whether the user can change its topic types to normal topics.

can_update_topics_to_sticky_topics (*forum, user*)

Given a forum, checks whether the user can change its topic types to sticky topics.

can_vote_in_poll (*poll, user*)

Given a poll, checks whether the user can answer to it.

forum_list_filter (*qs, user*)

Filters the given queryset in order to return a list of forums that can be seen or read by the specified user (at least).

get_forum_last_post (*forum, user*)

Given a forum, fetch the last post that can be read by the passed user.

get_moderation_queue_forums (*user*)

Returns the list of forums whose posts can be approved by the considered user.

get_target_forums_for_moved_topics (*user*)

Returns a list of forums in which the considered user can add topics that have been moved from another forum.

7.7 Forum search

The `forum_search` application allows to search within forums.

7.7.1 Search indexes

class `machina.apps.forum_search.search_indexes.PostIndex`

Bases: `haystack.indexes.SearchIndex`, `haystack.constants.Indexable`

Defines the data stored in the Post indexes.

7.7.2 Views

7.8 Forum tracking

The `forum_tracking` application allows to determine which forums or topics have been read by a given user. It provides mechanisms allowing users to mark forums or topics as read and to browse unread forums or topics.

7.8.1 Handler

class `machina.apps.forum_tracking.handler.TrackingHandler` (*request=None*)

Bases: `object`

The `TrackingHandler` allows to filter list of forums and list of topics in order to get only the forums which contain unread topics or the unread topics.

get_unread_forums (*user*)

Returns the list of unread forums for the given user.

get_unread_topics (*topics, user*)

Returns a list of unread topics for the given user from a given set of topics.

mark_forums_read (*forums, user*)

Marks a list of forums as read.

mark_topic_read (*topic, user*)

Marks a topic as read.

7.8.2 Views

class `machina.apps.forum_tracking.views.MarkForumsReadView` (***kwargs*)

Bases: `django.views.generic.base.TemplateView`

Marks a set of forums as read.

get_top_level_forum_url ()

Returns the parent forum from which forums are marked as read.

mark_as_read (*request, pk*)

Marks the considered forums as read.

class `machina.apps.forum_tracking.views.MarkTopicsReadView` (***kwargs*)

Bases: `machina.apps.forum_permission.viewmixins.PermissionRequiredMixin`,
`django.views.generic.detail.SingleObjectTemplateResponseMixin`,
`django.views.generic.detail.BaseDetailView`

Marks a set of topics as read.

get_controlled_object ()

Return the considered forum in order to allow permission checks.

get_forum_url ()

Returns the url of the forum whose topics will be marked read.

model

alias of `Forum`

```
class machina.apps.forum_tracking.views.UnreadTopicsView (**kwargs)
    Bases: django.views.generic.list.ListView
    Displays unread topics for the current user.
```

Contributing to django-machina

Here are some simple rules to help you contribute to *django-machina*. You can contribute in many ways!

8.1 Contributing code

The preferred way to contribute to *django-machina* is to submit pull requests to the [project's Github repository](#). Here are some general tips regarding pull requests.

Warning: Keep in mind that you should propose new features on the [project's issue tracker](#) before starting working on your ideas! Remember that the central aim of *django-machina* is to provide a solid core of a forum project - without much of extra functionality included!

8.1.1 Development environment

You should first fork the [django-machina's repository](#). Then you can get a working copy of the project using the following commands:

```
$ git clone git@github.com:<username>/django-machina.git
$ cd django-machina && mkvirtualenv machina
(machina) $ make install
(machina) $ npm install
```

8.1.2 Coding style

Please make sure that your code is compliant with the [PEP8 style guide](#). You can ignore the “Maximum Line Length” requirement but the length of your lines should not exceed 100 characters. Remember that your code will be checked using [flake8](#). You can use the *django-machina's* [tox](#) configuration to perform this validation:

```
$ tox -e lint
```

8.1.3 Tests

You should not submit pull requests without providing tests. *Django-machina* uses [pytest](#) as a test runner but also as a syntax for tests instead of unittest. So you should write your tests using [pytest](#) instead of unittest and you should not use the built-in `django.test.TestCase`.

You can run the whole test suite using the following command:

```
$ py.test
```

Code coverage should not decrease with pull requests! You can easily get the code coverage of the project using the following command:

```
$ make coverage
```

8.2 Contributing translations

The translation work on *django-machina* is done using [Transifex](#). Don't hesitate to apply for a language if you want to improve the internationalization of the project.

8.3 Using the issue tracker

You should use the [project's issue tracker](#) if you've found a bug or if you want to propose a new feature. Don't forget to include as many details as possible in your tickets (eg. `tracebacks` if this is appropriate).

8.4 Security

If you've found a security issue please **do not open a Github issue**. Instead, send an email at security@machina-forum.io. We'll then investigate together to resolve the problem so we can make an announcement about a solution along with the vulnerability.

Release notes

Here are listed the release notes for each version of *django-machina*.

9.1 Django-machina 0.5

9.1.1 Django-machina 0.5 release notes

Requirements and compatibility

Python 2.7, 3.3, 3.4, 3.5 and 3.6. Django 1.8, 1.9 and 1.10.

Major changes

- A confirmation is now required to mark forums or topics read

Minor changes

- Fixed a bug that caused the poster fields to be overwritten with the current user when editing a post submitted by another user (#39)
- Fixed a bug that caused forums to be marked as read while all underlying topics were not read
- Fixed an incorrect title in a template used for moderation actions
- Fixed some translations for profile stats
- New translations added: Norwegian Bokmål, Dutch, French (Canada)

9.2 Django-machina 0.4

9.2.1 Django-machina 0.4 release notes

Requirements and compatibility

Python 2.7, 3.3, 3.4 and 3.5. Django 1.8, 1.9 and 1.10.

New features

- Add a way to disable signature when posting a message
- Add a way to lock a topic when posting a new message (only if the user has the permission to do so)
- Add a `MACHINA_MARKUP_WIDGET_KWARGS` setting to configure the keyword arguments that will be used when instanciating the widgets associated with the `MACHINA_MARKUP_WIDGET` setting
- Add a `MACHINA_BASE_TEMPLATE_NAME` setting to configure the name of the base template that is extended by the *django-machina*'s main `board_base.html` template

Major changes

- The `django-markdown` editor has been replaced by a built-in widget using the [SimpleMDE Markdown editor](#). If you were using the *django-machina*'s default settings you will have to remove `django_markdown` from your `INSTALLED_APPS`

Minor changes

- Fix: prevent users from editing their posts when the related topic is locked
- Fix: prevent users from submitting polls without required fields
- Display the filesize of attachments
- Improve layout for locked topics
- Improve performances by adding first post / last post foreign keys to the Topic model
- Separate the forum specific CSS styles from the “vendor” styles (bootstrap, etc) in order to ease customization
- Improve forum index layout (#30)
- Fix `Topic.slug` maximum length for MariaDB databases (#32)

9.3 Django-machina 0.3

9.3.1 Django-machina 0.3 release notes

Requirements and compatibility

Python 2.7, 3.3, 3.4 and 3.5. Django 1.8 and 1.9.

Minor changes

- Fix an issue with slug generation for topic subjects containing non latin characters (#21)
- Fix an `AttributeError` that occurred when setting the `MACHINA_MARKUP_WIDGET` setting to `None`
- Improve forum views performances by reducing the number of DB hits related to tracking logic
- Many improvements on performances

Backwards incompatible changes

- The `TrackingHandler.get_unread_forums` method now takes only a user instance as input
- The `get_unread_forums` templatetag now takes only the context and a user instance as input

9.4 Django-machina 0.2

9.4.1 Django-machina 0.2.1 release notes

Requirements and compatibility

Python 2.7, 3.3, 3.4 and 3.5. Django 1.8 and 1.9.

Minor changes

- Fixed a security issue related to the usage of *django-markdown*'s `markdown` function (#20)

9.4.2 Django-machina 0.2 release notes

Requirements and compatibility

Python 2.7, 3.3, 3.4 and 3.5. Django 1.8 and 1.9.

New features

- A view has been added to get all the posts of a forum member (#15)
- Topic subscription: a user can now subscribe to topics and access to his subscription list (#16)
- A new settings has been added in order to allow limiting the length of topic posts: `MACHINA_POST_CONTENT_MAX_LENGTH`

Minor changes

- Add a way to disable the configurable max length of the forum profile signature field (see `MACHINA_PROFILE_SIGNATURE_MAX_LENGTH` settings)
- Fix: remove unnecessary `Post` inline form in `Topic` admin form (#11)
- Fix: fixed a bug that prevented to properly override some *django-machina* models (#7)
- Fix: fixed a bug that prevented to properly delete an unapproved post (#9)
- Fix: add a missing translation in the forum detail view template (#12)
- Fix: fixed a bug that prevented models from some applications(`forum_attachments` and `forum_polls`) to be overridden
- The *django-model-utils* module has been removed from project's dependencies

Backwards incompatible changes

- The `get_absolute_url` method was removed from *django-machina* models
- The `Topic.subscribers` related name was update to `topic_subscriptions` (instead of `subscriptions`)
- The `forum_member.views.UserTopicsView` view was replaced by the `forum_member.views.UserPostsView` view
- The `sub-title` template block was renamed to `sub_title` in order to use the same convention as the other block names

Indices and tables

- `genindex`
- `modindex`
- `search`

m

`machina.apps.forum.abstract_models`, 29
`machina.apps.forum.views`, 29
`machina.apps.forum_conversation.abstract_models`,
31
`machina.apps.forum_conversation.forum_attachments.abstract_models`,
30
`machina.apps.forum_conversation.forum_attachments.cache`,
30
`machina.apps.forum_conversation.forum_attachments.views`,
31
`machina.apps.forum_conversation.forum_polls.abstract_models`,
31
`machina.apps.forum_conversation.forum_polls.views`,
31
`machina.apps.forum_conversation.views`,
32
`machina.apps.forum_feeds.feeds`, 34
`machina.apps.forum_member.abstract_models`,
35
`machina.apps.forum_member.views`, 35
`machina.apps.forum_moderation.views`, 36
`machina.apps.forum_permission.abstract_models`,
37
`machina.apps.forum_permission.checker`,
38
`machina.apps.forum_permission.handler`,
38
`machina.apps.forum_search.search_indexes`,
39
`machina.apps.forum_tracking.handler`, 40
`machina.apps.forum_tracking.views`, 40

A

AbstractAttachment (class in machina.apps.forum_conversation.forum_attachments.views),
 machina.apps.forum_conversation.forum_attachments.abstract_models), 30

AbstractForum (class in machina.apps.forum.abstract_models), 29

AbstractForumPermission (class in machina.apps.forum_permission.abstract_models), 37

AbstractForumProfile (class in machina.apps.forum_member.abstract_models), 35

AbstractGroupForumPermission (class in machina.apps.forum_permission.abstract_models), 37

AbstractPost (class in machina.apps.forum_conversation.abstract_models), 31

AbstractTopic (class in machina.apps.forum_conversation.abstract_models), 32

AbstractTopicPoll (class in machina.apps.forum_conversation.forum_polls.abstract_models), 31

AbstractTopicPollOption (class in machina.apps.forum_conversation.forum_polls.abstract_models), 31

AbstractTopicPollVote (class in machina.apps.forum_conversation.forum_polls.abstract_models), 31

AbstractUserForumPermission (class in machina.apps.forum_permission.abstract_models), 37

approve() (machina.apps.forum_moderation.views.PostApproveView method), 36

Attachment, 15

AttachmentCache (class in machina.apps.forum_conversation.forum_attachments.cache), 30

AttachmentView (class in machina.apps.forum_conversation.forum_attachments.views), 31

B

BaseAuthForumPermission (class in machina.apps.forum_permission.abstract_models), 37

BasePostFormView (class in machina.apps.forum_conversation.views), 32

BaseTopicFormView (class in machina.apps.forum_conversation.views), 33

C

can_access_moderation_queue() (machina.apps.forum_permission.handler.PermissionHandler method), 38

can_add_announcements() (machina.apps.forum_permission.handler.PermissionHandler method), 38

can_add_posts() (machina.apps.forum_permission.handler.PermissionHandler method), 38

can_add_stickies() (machina.apps.forum_permission.handler.PermissionHandler method), 38

can_add_topic() (machina.apps.forum_permission.handler.PermissionHandler method), 38

can_approve_posts() (machina.apps.forum_permission.handler.PermissionHandler method), 38

can_attach_files() (machina.apps.forum_permission.handler.PermissionHandler method), 38

can_create_polls() (machina.apps.forum_permission.handler.PermissionHandler method), 38

can_delete_post() (machina.apps.forum_permission.handler.PermissionHandler method), 38

can_delete_topics() (machina.apps.forum_permission.handler.PermissionHandler method), 38

can_download_files() (machina.apps.forum_permission.handler.PermissionHandler method), 38

[can_edit_post\(\)](#) (machina.apps.forum_permission.handler.PermissionHandler method), 39
[can_lock_topics\(\)](#) (machina.apps.forum_permission.handler.PermissionHandler method), 39
[can_move_topics\(\)](#) (machina.apps.forum_permission.handler.PermissionHandler method), 39
[can_post_without_approval\(\)](#) (machina.apps.forum_permission.handler.PermissionHandler method), 39
[can_read_forum\(\)](#) (machina.apps.forum_permission.handler.PermissionHandler method), 39
[can_subscribe_to_topic\(\)](#) (machina.apps.forum_permission.handler.PermissionHandler method), 39
[can_unsubscribe_from_topic\(\)](#) (machina.apps.forum_permission.handler.PermissionHandler method), 39
[can_update_topics_to_announces\(\)](#) (machina.apps.forum_permission.handler.PermissionHandler method), 39
[can_update_topics_to_normal_topics\(\)](#) (machina.apps.forum_permission.handler.PermissionHandler method), 39
[can_update_topics_to_sticky_topics\(\)](#) (machina.apps.forum_permission.handler.PermissionHandler method), 39
[can_vote_in_poll\(\)](#) (machina.apps.forum_permission.handler.PermissionHandler method), 39
D
[delete\(\)](#) (machina.apps.forum_moderation.views.TopicDeleteView method), 36
[disapprove\(\)](#) (machina.apps.forum_moderation.views.PostDisapproveView method), 36
F
[form_invalid\(\)](#) (machina.apps.forum_conversation.views.BasePostFormView method), 32
[form_valid\(\)](#) (machina.apps.forum_conversation.views.BasePostFormView method), 32
Forum, 15
Forum permission, 15
[forum_list_filter\(\)](#) (machina.apps.forum_permission.handler.PermissionHandler method), 39
ForumPermissionChecker (class in machina.apps.forum_permission.checker), 38
ForumProfileDetailView (class in machina.apps.forum_member.views), 35
ForumProfileUpdateView (class in machina.apps.forum_member.views), 35
ForumView (class in machina.apps.forum.views), 29
[get\(\)](#) (machina.apps.forum_conversation.forum_attachments.cache.AttachmentsCache method), 30
[get_attachment_formset\(\)](#) (machina.apps.forum_conversation.views.BasePostFormView method), 32
[get_attachment_formset_class\(\)](#) (machina.apps.forum_conversation.views.BasePostFormView method), 32
[get_attachment_formset_kwargs\(\)](#) (machina.apps.forum_conversation.views.BasePostFormView method), 32
[get_attachments_cache_key\(\)](#) (machina.apps.forum_conversation.views.BasePostFormView method), 32
[get_controlled_object\(\)](#) (machina.apps.forum_tracking.views.MarkTopicsReadView method), 40
[get_forum\(\)](#) (machina.apps.forum.views.ForumView method), 29
[get_forum\(\)](#) (machina.apps.forum_conversation.views.BasePostFormView method), 32
[get_forum_last_post\(\)](#) (machina.apps.forum_permission.handler.PermissionHandler method), 39
[get_forum_url\(\)](#) (machina.apps.forum_tracking.views.MarkTopicsReadView method), 40
[get_moderation_queue_forums\(\)](#) (machina.apps.forum_permission.handler.PermissionHandler method), 39
[get_perms\(\)](#) (machina.apps.forum_permission.checker.ForumPermissionChecker method), 38
[get_poll_option_formset\(\)](#) (machina.apps.forum_conversation.views.BaseTopicFormView method), 33
[get_poll_option_formset_class\(\)](#) (machina.apps.forum_conversation.views.BaseTopicFormView method), 33
[get_post_formset_kwargs\(\)](#) (machina.apps.forum_conversation.views.BaseTopicFormView method), 33
[get_post\(\)](#) (machina.apps.forum_conversation.views.BasePostFormView method), 33
[get_post\(\)](#) (machina.apps.forum_conversation.views.TopicUpdateView method), 34
[get_post_form\(\)](#) (machina.apps.forum_conversation.views.BasePostFormView method), 33
[get_post_form_class\(\)](#) (machina.apps.forum_conversation.views.BasePostFormView method), 33
[get_post_form_kwargs\(\)](#) (machina.apps.forum_conversation.views.BasePostFormView method), 33
[get_target_forums_for_moved_topics\(\)](#) (machina.apps.forum_permission.handler.PermissionHandler method), 39
[get_top_level_forum_url\(\)](#) (machina.apps.forum_tracking.views.MarkForumsReadView method), 40

- method), 40
 - get_topic() (machina.apps.forum_conversation.views.BasePostFormView (module), 30
 - method), 33
 - get_topic() (machina.apps.forum_conversation.views.TopicView (module), 31
 - method), 34
 - get_unread_forums() (machina.apps.forum_tracking.handler.TrackingHandler (module), 31
 - method), 40
 - get_unread_topics() (machina.apps.forum_tracking.handler.TrackingHandler (module), 31
 - method), 40
- ## H
- has_perm() (machina.apps.forum_permission.checker.ForumPermissionChecker (module), 35
 - method), 38
 - has_subscriber() (machina.apps.forum_conversation.abstract_models.AbstractTopic (module), 31
 - method), 32
- ## I
- IndexView (class in machina.apps.forum.views), 29
 - init_attachment_cache() (machina.apps.forum_conversation.views.BasePostFormView (module), 30
 - method), 33
 - is_alone (machina.apps.forum_conversation.abstract_models.AbstractPost (module), 31
 - attribute), 31
 - is_announce (machina.apps.forum_conversation.abstract_models.AbstractTopic (module), 31
 - attribute), 32
 - is_category (machina.apps.forum.abstract_models.AbstractForum (module), 29
 - attribute), 29
 - is_forum (machina.apps.forum.abstract_models.AbstractForum (module), 29
 - attribute), 29
 - is_link (machina.apps.forum.abstract_models.AbstractForum (module), 29
 - attribute), 29
 - is_locked (machina.apps.forum_conversation.abstract_models.AbstractTopic (module), 31
 - attribute), 32
 - is_sticky (machina.apps.forum_conversation.abstract_models.AbstractTopic (module), 31
 - attribute), 32
 - is_topic (machina.apps.forum_conversation.abstract_models.AbstractTopic (module), 31
 - attribute), 32
 - is_topic_head (machina.apps.forum_conversation.abstract_models.AbstractPost (module), 31
 - attribute), 32
 - is_topic_tail (machina.apps.forum_conversation.abstract_models.AbstractPost (module), 31
 - attribute), 32
- ## L
- LastTopicsFeed (class in machina.apps.forum_feeds.feeds), 34
 - lock() (machina.apps.forum_moderation.views.TopicLockView (module), 36
 - method), 36
- ## M
- machina.apps.forum.abstract_models (module), 29
 - machina.apps.forum.views (module), 29
 - machina.apps.forum_conversation.abstract_models (module), 31
 - machina.apps.forum_conversation.forum_attachments.abstract_models (module), 30
 - machina.apps.forum_conversation.forum_attachments.cache (module), 30
 - machina.apps.forum_conversation.forum_attachments.views (module), 31
 - machina.apps.forum_conversation.forum_polls.abstract_models (module), 31
 - machina.apps.forum_conversation.forum_polls.views (module), 31
 - machina.apps.forum_conversation.views (module), 32
 - machina.apps.forum_feeds.feeds (module), 34
 - machina.apps.forum_member.abstract_models (module), 35
 - machina.apps.forum_member.views (module), 35
 - machina.apps.forum_moderation.views (module), 36
 - machina.apps.forum_permission.abstract_models (module), 37
 - machina.apps.forum_permission.checker (module), 38
 - machina.apps.forum_permission.handler (module), 38
 - machina.apps.forum_search_indexes (module), 39
 - machina.apps.forum_tracking.handler (module), 40
 - machina.apps.forum_tracking.views (module), 40
 - margin_level (machina.apps.forum.abstract_models.AbstractForum (module), 29
 - attribute), 29
 - mark_as_read() (machina.apps.forum_tracking.views.MarkForumsReadView (class in machina.apps.forum_tracking.views), 40
 - method), 40
 - mark_forums_read() (machina.apps.forum_tracking.handler.TrackingHandler (module), 40
 - method), 40
 - mark_topic_read() (machina.apps.forum_tracking.handler.TrackingHandler (class in machina.apps.forum_tracking.views), 40
 - method), 40
 - MarkForumsReadView (class in machina.apps.forum_tracking.views), 40
 - MarkTopicsReadView (class in machina.apps.forum_tracking.views), 40
 - model (machina.apps.forum_conversation.forum_attachments.views.Attachment (module), 31
 - attribute), 31
 - model (machina.apps.forum_conversation.forum_polls.views.TopicPollVote (module), 31
 - attribute), 31
 - model (machina.apps.forum_conversation.views.PostCreateView (module), 33
 - attribute), 33
 - model (machina.apps.forum_conversation.views.PostDeleteView (module), 33
 - attribute), 33
 - model (machina.apps.forum_conversation.views.PostUpdateView (module), 33
 - attribute), 33
 - model (machina.apps.forum_conversation.views.TopicCreateView (module), 34
 - attribute), 34
 - model (machina.apps.forum_conversation.views.TopicUpdateView (module), 34
 - attribute), 34
 - model (machina.apps.forum_member.views.TopicSubscribeView (module), 35
 - attribute), 35
 - model (machina.apps.forum_member.views.TopicSubscriptionListView (module), 35
 - attribute), 35
 - model (machina.apps.forum_member.views.TopicUnsubscribeView (module), 35
 - attribute), 35

[model \(machina.apps.forum_moderation.views.PostApproveView \(class in attribute\), 36](#)
[model \(machina.apps.forum_moderation.views.PostDisapproveView \(class in attribute\), 36](#)
[model \(machina.apps.forum_moderation.views.TopicDeleteView \(class in attribute\), 36](#)
[model \(machina.apps.forum_moderation.views.TopicLockView \(class in attribute\), 36](#)
[model \(machina.apps.forum_moderation.views.TopicMoveView \(class in attribute\), 37](#)
[model \(machina.apps.forum_moderation.views.TopicUnlockView \(class in attribute\), 37](#)
[model \(machina.apps.forum_moderation.views.TopicUpdateView \(class in attribute\), 37](#)
[model \(machina.apps.forum_tracking.views.MarkTopicsReadView \(class in attribute\), 40](#)

P

[PermissionHandler \(class in machina.apps.forum_permission.handler\), 38](#)
[position \(machina.apps.forum_conversation.abstract_models.AbstractPost \(class in attribute\), 32](#)
[Post, 15](#)
[PostApproveView \(class in machina.apps.forum_moderation.views\), 36](#)
[PostCreateView \(class in machina.apps.forum_conversation.views\), 33](#)
[PostDeleteView \(class in machina.apps.forum_conversation.views\), 33](#)
[PostDisapproveView \(class in machina.apps.forum_moderation.views\), 36](#)
[poster \(machina.apps.forum_member.views.UserPostsView \(class in attribute\), 35](#)
[PostFormView \(class in machina.apps.forum_conversation.views\), 33](#)
[PostIndex \(class in machina.apps.forum_search.search_index.views\), 39](#)
[PostUpdateView \(class in machina.apps.forum_conversation.views\), 33](#)

S

[set\(\) \(machina.apps.forum_conversation.forum_attachments.cache_attachments \(class in method\), 30](#)

T

[Topic, 15](#)
[TopicCreateView \(class in machina.apps.forum_conversation.views\), 34](#)
[TopicDeleteView \(class in machina.apps.forum_moderation.views\), 36](#)
[TopicFormView \(class in machina.apps.forum_conversation.views\), 34](#)
[TopicLockView \(class in machina.apps.forum_moderation.views\), 36](#)
[TopicMoveView \(class in machina.apps.forum_moderation.views\), 36](#)
[TopicPollVoteView \(class in machina.apps.forum_conversation.forum_polls.views\), 31](#)
[TopicSubscribeView \(class in machina.apps.forum_member.views\), 35](#)
[TopicSubscriptionListView \(class in machina.apps.forum_member.views\), 35](#)
[TopicUnlockView \(class in machina.apps.forum_moderation.views\), 37](#)
[TopicUnsubscribeView \(class in machina.apps.forum_member.views\), 35](#)
[TopicUpdateTypeBaseView \(class in machina.apps.forum_moderation.views\), 37](#)
[TopicUpdateView \(class in machina.apps.forum_conversation.views\), 34](#)
[TopicView \(class in machina.apps.forum_conversation.views\), 34](#)
[TrackingHandler \(class in machina.apps.forum_tracking.handler\), 40](#)

U

[unlock\(\) \(machina.apps.forum_moderation.views.TopicUnlockView \(class in method\), 37](#)
[unreadTopicsView \(class in machina.apps.forum_tracking.views\), 40](#)
[update_trackers\(\) \(machina.apps.forum_conversation.abstract_models.AbstractPost \(class in method\), 32](#)
[update_type\(\) \(machina.apps.forum_moderation.views.TopicUpdateTypeBaseView \(class in method\), 37](#)
[UserPostsView \(class in machina.apps.forum_member.views\), 35](#)

V

[votes \(machina.apps.forum_conversation.forum_polls.abstract_models.AbstractPost \(class in attribute\), 31](#)