
cobra Documentation

Release 0.5.7

Daniel Robert Hyduke and Ali Ebrahim

December 08, 2016

1	Getting Started	3
1.1	Reactions	4
1.2	Metabolites	5
1.3	Genes	5
2	Building a Model	7
3	Reading and Writing Models	11
3.1	SBML	11
3.2	JSON	12
3.3	MATLAB	12
3.4	Pickle	12
4	Simulating with FBA	13
4.1	Running FBA	13
4.2	Changing the Objectives	14
4.3	Running FVA	15
4.4	Running pFBA	17
5	Simulating Deletions	19
5.1	Single Deletions	19
5.2	Double Deletions	20
6	Phenotype Phase Plane	23
7	Mixed-Integer Linear Programming	27
7.1	Ice Cream	27
7.2	Restaurant Order	28
7.3	Boolean Indicators	29
8	Quadratic Programming	31
9	Loopless FBA	35
10	Gapfilling	39
10.1	GrowMatch	39
10.2	SMILEY	40
11	Solver Interface	41

11.1	Attributes and functions	41
11.2	Example with FVA	44
12	Using the COBRA toolbox with cobrapy	47
13	FAQ	49
13.1	How do I install cobrapy?	49
13.2	How do I cite cobrapy?	49
13.3	How do I rename reactions or metabolites?	49
13.4	How do I delete a gene?	50
13.5	How do I change the reversibility of a Reaction?	50
13.6	How do I generate an LP file from a COBRA model?	50
13.7	How do I visualize my flux solutions?	51
14	cobra package	53
14.1	Subpackages	53
14.2	Module contents	80
15	Indices and tables	81
	Python Module Index	83

For installation instructions, please see [INSTALL.rst](#).

Many of the examples below are viewable as IPython notebooks, which can be viewed at [nbviewer](#).

Getting Started

To begin with, cobrapy comes with bundled models for *Salmonella* and *E. coli*, as well as a “textbook” model of *E. coli* core metabolism. To load a test model, type

```
In [1]: from __future__ import print_function
import cobra.test

# "ecoli" and "salmonella" are also valid arguments
model = cobra.test.create_test_model("textbook")
```

The reactions, metabolites, and genes attributes of the cobrapy model are a special type of list called a DictList, and each one is made up of Reaction, Metabolite and Gene objects respectively.

```
In [2]: print(len(model.reactions))
print(len(model.metabolites))
print(len(model.genes))
```

```
95
72
137
```

Just like a regular list, objects in the DictList can be retrieved by index. For example, to get the 30th reaction in the model (at index 29 because of 0-indexing):

```
In [3]: model.reactions[29]
Out[3]: <Reaction EX_glu__L_e at 0x7f56b0ea3198>
```

Additionally, items can be retrieved by their id using the `get_by_id()` function. For example, to get the cytosolic atp metabolite object (the id is “atp_c”), we can do the following:

```
In [4]: model.metabolites.get_by_id("atp_c")
Out[4]: <Metabolite atp_c at 0x7f56b0ed7cc0>
```

As an added bonus, users with an interactive shell such as IPython will be able to tab-complete to list elements inside a list. While this is not recommended behavior for most code because of the possibility for characters like “-” inside ids, this is very useful while in an interactive prompt:

```
In [5]: model.reactions.EX_glc__D_e.lower_bound
Out[5]: -10.0
```

1.1 Reactions

We will consider the reaction glucose 6-phosphate isomerase, which interconverts glucose 6-phosphate and fructose 6-phosphate. The reaction id for this reaction in our test model is PGI.

```
In [6]: pgi = model.reactions.get_by_id("PGI")
        pgi
```

```
Out[6]: <Reaction PGI at 0x7f56b0e396d8>
```

We can view the full name and reaction catalyzed as strings

```
In [7]: print(pgi.name)
        print(pgi.reaction)

glucose-6-phosphate isomerase
g6p_c <=> f6p_c
```

We can also view reaction upper and lower bounds. Because the `pgi.lower_bound < 0`, and `pgi.upper_bound > 0`, pgi is reversible

```
In [8]: print(pgi.lower_bound, "< pgi <", pgi.upper_bound)
        print(pgi.reversibility)

-1000.0 < pgi < 1000.0
True
```

We can also ensure the reaction is mass balanced. This function will return elements which violate mass balance. If it comes back empty, then the reaction is mass balanced.

```
In [9]: pgi.check_mass_balance()

Out[9]: {}
```

In order to add a metabolite, we pass in a dict with the metabolite object and its coefficient

```
In [10]: pgi.add_metabolites({model.metabolites.get_by_id("h_c"): -1})
        pgi.reaction

Out[10]: 'g6p_c + h_c <=> f6p_c'
```

The reaction is no longer mass balanced

```
In [11]: pgi.check_mass_balance()

Out[11]: {'H': -1.0, 'charge': -1.0}
```

We can remove the metabolite, and the reaction will be balanced once again.

```
In [12]: pgi.pop(model.metabolites.get_by_id("h_c"))
        print(pgi.reaction)
        print(pgi.check_mass_balance())

g6p_c <=> f6p_c
```

It is also possible to build the reaction from a string. However, care must be taken when doing this to ensure reaction id's match those in the model. The direction of the arrow is also used to update the upper and lower bounds.

```
In [13]: pgi.reaction = "g6p_c --> f6p_c + h_c + green_eggs + ham"

unknown metabolite 'green_eggs' created
unknown metabolite 'ham' created

In [14]: pgi.reaction
```



```

Out[14]: 'g6p_c --> f6p_c + green_eggs + h_c + ham'
In [15]: pgi.reaction = "g6p_c <=> f6p_c"
          pgi.reaction
Out[15]: 'g6p_c <=> f6p_c'

```

1.2 Metabolites

We will consider cytosolic atp as our metabolite, which has the id atp_c in our test model.

```

In [16]: atp = model.metabolites.get_by_id("atp_c")
          atp
Out[16]: <Metabolite atp_c at 0x7f56b0ed7cc0>

```

We can print out the metabolite name and compartment (cytosol in this case).

```

In [17]: print(atp.name)
          print(atp.compartment)

```

```

ATP
c

```

We can see that ATP is a charged molecule in our model.

```

In [18]: atp.charge
Out[18]: -4

```

We can see the chemical formula for the metabolite as well.

```

In [19]: print(atp.formula)
C10H12N5O13P3

```

The reactions attribute gives a frozenset of all reactions using the given metabolite. We can use this to count the number of reactions which use atp.

```

In [20]: len(atp.reactions)
Out[20]: 13

```

A metabolite like glucose 6-phosphate will participate in fewer reactions.

```

In [21]: model.metabolites.get_by_id("g6p_c").reactions
Out[21]: frozenset({<Reaction GLCpts at 0x7f56b0eabcc0>,
                    <Reaction Biomass_Ecoli_core at 0x7f56b0e9e358>,
                    <Reaction G6PDH2r at 0x7f56b0eab9e8>,
                    <Reaction PGI at 0x7f56b0e396d8>})

```

1.3 Genes

The gene_reaction_rule is a boolean representation of the gene requirements for this reaction to be active as described in [Schellenberger et al 2011 Nature Protocols 6\(9\):1290-307](#).

The GPR is stored as the gene_reaction_rule for a Reaction object as a string.

```

In [22]: gpr = pgi.gene_reaction_rule
          gpr

```

```
Out [22]: 'b4025'
```

Corresponding gene objects also exist. These objects are tracked by the reactions itself, as well as by the model

```
In [23]: pgi.genes
```

```
Out [23]: frozenset({<Gene b4025 at 0x7f56b0e8fac8>})
```

```
In [24]: pgi_gene = model.genes.get_by_id("b4025")
         pgi_gene
```

```
Out [24]: <Gene b4025 at 0x7f56b0e8fac8>
```

Each gene keeps track of the reactions it catalyzes

```
In [25]: pgi_gene.reactions
```

```
Out [25]: frozenset({<Reaction PGI at 0x7f56b0e396d8>})
```

Altering the `gene_reaction_rule` will create new gene objects if necessary and update all relationships.

```
In [26]: pgi.gene_reaction_rule = "(spam or eggs)"
         pgi.genes
```

```
Out [26]: frozenset({<Gene eggs at 0x7f56b0e35ba8>, <Gene spam at 0x7f56b0e390f0>})
```

```
In [27]: pgi_gene.reactions
```

```
Out [27]: frozenset()
```

Newly created genes are also added to the model

```
In [28]: model.genes.get_by_id("spam")
```

```
Out [28]: <Gene spam at 0x7f56b0e390f0>
```

The `delete_model_genes` function will evaluate the `gpr` and set the upper and lower bounds to 0 if the reaction is knocked out. This function can preserve existing deletions or reset them using the `cumulative_deletions` flag.

```
In [29]: cobra.manipulation.delete_model_genes(model, ["spam"],
                                                cumulative_deletions=True)
         print("after 1 KO: %4d < flux_PGI < %4d" %
               (pgi.lower_bound, pgi.upper_bound))

         cobra.manipulation.delete_model_genes(model, ["eggs"],
                                                cumulative_deletions=True)
         print("after 2 KO:  %4d < flux_PGI < %4d" %
               (pgi.lower_bound, pgi.upper_bound))
```

```
after 1 KO: -1000 < flux_PGI < 1000
```

```
after 2 KO:      0 < flux_PGI <      0
```

The `undelete_model_genes` can be used to reset a gene deletion

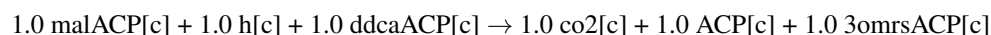
```
In [30]: cobra.manipulation.undelete_model_genes(model)
         print(pgi.lower_bound, "< pgi <", pgi.upper_bound)
```

```
-1000 < pgi < 1000
```

Building a Model

This simple example demonstrates how to create a model, create a reaction, and then add the reaction to the model.

We'll use the '3OAS140' reaction from the STM_1.0 model:



First, create the model and reaction.

```
In [1]: from cobra import Model, Reaction, Metabolite
        # Best practise: SBML compliant IDs
        cobra_model = Model('example_cobra_model')

        reaction = Reaction('3OAS140')
        reaction.name = '3 oxoacyl acyl carrier protein synthase n C140 '
        reaction.subsystem = 'Cell Envelope Biosynthesis'
        reaction.lower_bound = 0. # This is the default
        reaction.upper_bound = 1000. # This is the default
        reaction.objective_coefficient = 0. # this is the default
```

We need to create metabolites as well. If we were using an existing model, we could use `get_by_id` to get the appropriate Metabolite objects instead.

```
In [2]: ACP_c = Metabolite(
        'ACP_c',
        formula='C11H21N2O7PRS',
        name='acyl-carrier-protein',
        compartment='c')
        omrsACP_c = Metabolite(
        '3omrsACP_c',
        formula='C25H45N2O9PRS',
        name='3-Oxotetradecanoyl-acyl-carrier-protein',
        compartment='c')
        co2_c = Metabolite(
        'co2_c',
        formula='CO2',
        name='CO2',
        compartment='c')
        malACP_c = Metabolite(
        'malACP_c',
        formula='C14H22N2O10PRS',
        name='Malonyl-acyl-carrier-protein',
        compartment='c')
```

```
h_c = Metabolite(
    'h_c',
    formula='H',
    name='H',
    compartment='c')
ddcaACP_c = Metabolite(
    'ddcaACP_c',
    formula='C23H43N2O8PRS',
    name='Dodecanoyl-ACP-n-C120ACP',
    compartment='c')
```

Adding metabolites to a reaction requires using a dictionary of the metabolites and their stoichiometric coefficients. A group of metabolites can be added all at once, or they can be added one at a time.

```
In [3]: reaction.add_metabolites({malACP_c: -1.0,
                                h_c: -1.0,
                                ddcaACP_c: -1.0,
                                co2_c: 1.0,
                                ACP_c: 1.0,
                                omrsACP_c: 1.0})
```

```
reaction.reaction # This gives a string representation of the reaction
```

```
Out[3]: 'ddcaACP_c + h_c + malACP_c --> 3omrsACP_c + ACP_c + co2_c'
```

The `gene_reaction_rule` is a boolean representation of the gene requirements for this reaction to be active as described in [Schellenberger et al 2011 Nature Protocols 6\(9\):1290-307](#). We will assign the gene reaction rule string, which will automatically create the corresponding gene objects.

```
In [4]: reaction.gene_reaction_rule = '( STM2378 or STM1197 )'
        reaction.genes
```

```
Out[4]: frozenset({<Gene STM2378 at 0x7fada4592908>, <Gene STM1197 at 0x7fada45927f0>})
```

At this point in time, the model is still empty

```
In [5]: print('%i reactions initially' % len(cobra_model.reactions))
        print('%i metabolites initially' % len(cobra_model.metabolites))
        print('%i genes initially' % len(cobra_model.genes))
```

```
0 reactions initially
0 metabolites initially
0 genes initially
```

We will add the reaction to the model, which will also add all associated metabolites and genes

```
In [6]: cobra_model.add_reaction(reaction)
```

```
# Now there are things in the model
print('%i reaction' % len(cobra_model.reactions))
print('%i metabolites' % len(cobra_model.metabolites))
print('%i genes' % len(cobra_model.genes))
```

```
1 reaction
6 metabolites
2 genes
```

We can iterate through the model objects to observe the contents

```

In [7]: # Iterate through the the objects in the model
print("Reactions")
print("-----")
for x in cobra_model.reactions:
    print("%s : %s" % (x.id, x.reaction))

print("")
print("Metabolites")
print("-----")
for x in cobra_model.metabolites:
    print('%9s : %s' % (x.id, x.formula))

print("")
print("Genes")
print("-----")
for x in cobra_model.genes:
    associated_ids = (i.id for i in x.reactions)
    print("%s is associated with reactions: %s" %
          (x.id, "{" + ", ".join(associated_ids) + "}"))

```

Reactions

3OAS140 : ddcaACP_c + h_c + malACP_c --> 3omrsACP_c + ACP_c + co2_c

Metabolites

3omrsACP_c : C25H45N2O9PRS
ddcaACP_c : C23H43N2O8PRS
ACP_c : C11H21N2O7PRS
co2_c : CO2
malACP_c : C14H22N2O10PRS
h_c : H

Genes

STM2378 is associated with reactions: 3OAS140
STM1197 is associated with reactions: 3OAS140

Reading and Writing Models

Cobrapy supports reading and writing models in SBML (with and without FBC), JSON, MAT, and pickle formats. Generally, SBML with FBC version 2 is the preferred format for general use. The JSON format may be more useful for cobrapy-specific functionality.

The package also ships with test models in various formats for testing purposes.

```
In [1]: import cobra.test
import os
from os.path import join

data_dir = cobra.test.data_directory

print("mini test files: ")
print(", ".join(i for i in os.listdir(data_dir)
                if i.startswith("mini")))

textbook_model = cobra.test.create_test_model("textbook")
ecoli_model = cobra.test.create_test_model("ecoli")
salmonella_model = cobra.test.create_test_model("salmonella")

mini test files:
mini.mat, mini_cobra.xml, mini.json, mini_fbc2.xml.gz, mini_fbc2.xml.bz2, mini_fbc2.xml, m
```

3.1 SBML

The [Systems Biology Markup Language](#) is an XML-based standard format for distributing models which has support for COBRA models through the [FBC extension](#) version 2.

Cobrapy has native support for reading and writing SBML with FBCv2. Please note that all id's in the model must conform to the SBML SID requirements in order to generate a valid SBML file.

```
In [2]: cobra.io.read_sbml_model(join(data_dir, "mini_fbc2.xml"))
```

```
Out[2]: <Model mini_textbook at 0x7fa5e44d1a58>
```

```
In [3]: cobra.io.write_sbml_model(textbook_model, "test_fbc2.xml")
```

There are other dialects of SBML prior to FBC 2 which have previously been use to encode COBRA models. The primary ones is the “COBRA” dialect which used the “notes” fields in SBML files.

Cobrapy can use [libsbml](#), which must be installed separately (see installation instructions) to read and write these files. When reading in a model, it will automatically detect whether fbc was used or not. When writing a model, the `use_fbc_package` flag can be used to write files in this legacy “cobra” format.

```
In [4]: cobra.io.read_sbml_model(join(data_dir, "mini_cobra.xml"))
Out[4]: <Model mini_textbook at 0x7fa5ba4d12e8>
In [5]: cobra.io.write_sbml_model(textbook_model, "test_cobra.xml",
                                use_fbc_package=False)
```

3.2 JSON

cobrapy models have a [JSON](#) (JavaScript Object Notation) representation. This format was crated for interoperability with [escher](#).

```
In [6]: cobra.io.load_json_model(join(data_dir, "mini.json"))
Out[6]: <Model mini_textbook at 0x7fa5ba4a3128>
In [7]: cobra.io.save_json_model(textbook_model, "test.json")
```

3.3 MATLAB

Often, models may be imported and exported solely for the purposes of working with the same models in cobrapy and the [MATLAB cobra toolbox](#). MATLAB has its own “.mat” format for storing variables. Reading and writing to these mat files from python requires [scipy](#).

A mat file can contain multiple MATLAB variables. Therefore, the variable name of the model in the MATLAB file can be passed into the reading function:

```
In [8]: cobra.io.load_matlab_model(join(data_dir, "mini.mat"),
                                variable_name="mini_textbook")
Out[8]: <Model mini_textbook at 0x7fa5ba483198>
```

If the mat file contains only a single model, cobra can figure out which variable to read from, and the `variable_name` paramter is unnecessary.

```
In [9]: cobra.io.load_matlab_model(join(data_dir, "mini.mat"))
Out[9]: <Model mini_textbook at 0x7fa5ba4a3f28>
```

Saving models to mat files is also relatively straightforward

```
In [10]: cobra.io.save_matlab_model(textbook_model, "test.mat")
```

3.4 Pickle

Cobra models can be serialized using the python serialization format, [pickle](#).

Please note that use of the pickle format is generally not recommended for most use cases. JSON, SBML, and MAT are generally the preferred formats.

Simulating with FBA

Simulations using flux balance analysis can be solved using `Model.optimize()`. This will maximize or minimize (maximizing is the default) flux through the objective reactions.

```
In [1]: import pandas
        pandas.options.display.max_rows = 100

        import cobra.test
        model = cobra.test.create_test_model("textbook")
```

4.1 Running FBA

```
In [2]: model.optimize()
Out[2]: <Solution 0.87 at 0x10ddd0080>
```

The `Model.optimize()` function will return a `Solution` object, which will also be stored at `model.solution`. A solution object has several attributes:

- `f`: the objective value
- `status`: the status from the linear programming solver
- `x_dict`: a dictionary of {reaction_id: flux_value} (also called “primal”)
- `x`: a list for `x_dict`
- `y_dict`: a dictionary of {metabolite_id: dual_value}.
- `y`: a list for `y_dict`

For example, after the last call to `model.optimize()`, the status should be ‘optimal’ if the solver returned no errors, and `f` should be the objective value

```
In [3]: model.solution.status
Out[3]: 'optimal'

In [4]: model.solution.f
Out[4]: 0.8739215069684305
```

4.1.1 Analyzing FBA solutions

Models solved using FBA can be further analyzed by using summary methods, which output printed text to give a quick representation of model behavior. Calling the summary method on the entire model displays information on the input and output behavior of the model, along with the optimized objective.

```
In [5]: model.summary()
```

IN FLUXES		OUT FLUXES		OBJECTIVES	
o2_e	-21.80	h2o_e	29.18	Biomass_Ecoli_core	0.874
glc__D_e	-10.00	co2_e	22.81		
nh4_e	-4.77	h_e	17.53		
pi_e	-3.21				

In addition, the input-output behavior of individual metabolites can also be inspected using summary methods. For instance, the following commands can be used to examine the overall redox balance of the model

```
In [6]: model.metabolites.nadh_c.summary()
```

PRODUCING REACTIONS -- Nicotinamide adenine dinucleotide - reduced

%	FLUX	RXN ID	REACTION
41.6%	16	GAPD	g3p_c + nad_c + pi_c <=> 13dpg_c + h_c + nadh_c
24.1%	9.3	PDH	coa_c + nad_c + pyr_c --> accoa_c + co2_c + nadh_c
13.1%	5.1	AKGDH	akg_c + coa_c + nad_c --> co2_c + nadh_c + succoa_c
13.1%	5.1	MDH	mal__L_c + nad_c <=> h_c + nadh_c + oaa_c
8.0%	3.1	Bioma...	1.496 3pg_c + 3.7478 accoa_c + 59.81 atp_c + 0.36...

CONSUMING REACTIONS -- Nicotinamide adenine dinucleotide - reduced

%	FLUX	RXN ID	REACTION
100.0%	-39	NADH16	4.0 h_c + nadh_c + q8_c --> 3.0 h_e + nad_c + q8h2_c

Or to get a sense of the main energy production and consumption reactions

```
In [7]: model.metabolites.atp_c.summary()
```

PRODUCING REACTIONS -- ATP

%	FLUX	RXN ID	REACTION
66.6%	46	ATPS4r	adp_c + 4.0 h_e + pi_c <=> atp_c + h2o_c + 3.0 h_c
23.4%	16	PGK	3pg_c + atp_c <=> 13dpg_c + adp_c
7.4%	5.1	SUCOAS	atp_c + coa_c + succ_c <=> adp_c + pi_c + succoa_c
2.6%	1.8	PYK	adp_c + h_c + pep_c --> atp_c + pyr_c

CONSUMING REACTIONS -- ATP

%	FLUX	RXN ID	REACTION
76.5%	-52	Bioma...	1.496 3pg_c + 3.7478 accoa_c + 59.81 atp_c + 0.36...
12.3%	-8.4	ATPM	atp_c + h2o_c --> adp_c + h_c + pi_c
10.9%	-7.5	PFK	atp_c + f6p_c --> adp_c + fdp_c + h_c

4.2 Changing the Objectives

The objective function is determined from the objective_coefficient attribute of the objective reaction(s). Generally, a “biomass” function which describes the composition of metabolites which make up a cell is used.

```
In [8]: biomass_rxn = model.reactions.get_by_id("Biomass_Ecoli_core")
```

Currently in the model, there is only one objective reaction (the biomass reaction), with an objective coefficient of 1.

```
In [9]: model.objective
```

```
Out[9]: {<Reaction Biomass_Ecoli_core at 0x116510828>: 1.0}
```

The objective function can be changed by assigning `Model.objective`, which can be a reaction object (or just its name), or a dict of {Reaction: objective_coefficient}.

```
In [10]: # change the objective to ATPM
         model.objective = "ATPM"

         # The upper bound should be 1000, so that we get
         # the actual optimal value
         model.reactions.get_by_id("ATPM").upper_bound = 1000.
         model.objective
```

```
Out[10]: {<Reaction ATPM at 0x1165107b8>: 1}
```

```
In [11]: model.optimize().f
```

```
Out[11]: 174.99999999999997
```

The objective function can also be changed by setting `Reaction.objective_coefficient` directly.

```
In [12]: model.reactions.get_by_id("ATPM").objective_coefficient = 0.
         biomass_rxn.objective_coefficient = 1.

         model.objective
```

```
Out[12]: {<Reaction Biomass_Ecoli_core at 0x116510828>: 1.0}
```

4.3 Running FVA

FBA will not always give unique solution, because multiple flux states can achieve the same optimum. FVA (or flux variability analysis) finds the ranges of each metabolic flux at the optimum.

```
In [13]: fva_result = cobra.flux_analysis.flux_variability_analysis(
         model, model.reactions[:20])
         pandas.DataFrame.from_dict(fva_result).T.round(5)
```

```
Out[13]: maximum    minimum
ACALD              0.00000  0.00000
ACALDt            -0.00000  0.00000
ACKr              -0.00000  0.00000
ACONTa             6.00725  6.00725
ACONTb             6.00725  6.00725
ACT2r              0.00000  0.00000
ADK1              -0.00000  0.00000
AKGDH              5.06438  5.06438
AKGt2r             0.00000  0.00000
ALCD2x             0.00000  0.00000
ATPM               8.39000  8.39000
ATPS4r            45.51401 45.51401
Biomass_Ecoli_core  0.87392  0.87392
CO2t             -22.80983 -22.80983
CS                6.00725  6.00725
```

CYTBD	43.59899	43.59899
D_LACT2	0.00000	0.00000
ENO	14.71614	14.71614
ETOHt2r	0.00000	0.00000
EX_ac_e	-0.00000	0.00000

Setting parameter `fraction_of_optimum=0.90` would give the flux ranges for reactions at 90% optimality.

```
In [14]: fva_result = cobra.flux_analysis.flux_variability_analysis(
        model, model.reactions[:20], fraction_of_optimum=0.9)
        pandas.DataFrame.from_dict(fva_result).T.round(5)
```

```
Out[14]: maximum    minimum
ACALD              0.00000 -2.54237
ACALDt            -0.00000 -2.54237
ACKr              -0.00000 -3.81356
ACONTa            8.89452  0.84859
ACONTb            8.89452  0.84859
Act2r             0.00000 -3.81356
ADK1             17.16100  0.00000
AKGDH             8.04593  0.00000
AKGt2r            0.00000 -1.43008
ALCD2x            0.00000 -2.21432
ATPM             25.55100  8.39000
ATPS4r           59.38106 34.82562
Biomass_Ecoli_core 0.87392 0.78653
CO2t            -15.20653 -26.52885
CS               8.89452  0.84859
CYTBD            51.23909 35.98486
D_LACT2           0.00000 -2.14512
ENO             16.73252  8.68659
ETOHt2r           0.00000 -2.21432
EX_ac_e           3.81356  0.00000
```

4.3.1 Running FVA in summary methods

Flux variability analysis can also be embedded in calls to summary methods. For instance, the expected variability in substrate consumption and product formation can be quickly found by

```
In [15]: model.optimize()
        model.summary(fva=0.95)
```

IN FLUXES		OUT FLUXES		OBJECTIVES	
o2_e	-21.80 ± 1.91	h2o_e	27.86 ± 2.86	Biomass_Ecoli_core	0.874
glc__D_e	-9.76 ± 0.24	co2_e	21.81 ± 2.86		
nh4_e	-4.84 ± 0.32	h_e	19.51 ± 2.86		
pi_e	-3.13 ± 0.08	for_e	2.86 ± 2.86		
		ac_e	0.95 ± 0.95		
		acald_e	0.64 ± 0.64		
		pyr_e	0.64 ± 0.64		
		etoh_e	0.55 ± 0.55		
		lac__D_e	0.54 ± 0.54		
		succ_e	0.42 ± 0.42		
		akg_e	0.36 ± 0.36		
		glu__L_e	0.32 ± 0.32		

Similarly, variability in metabolite mass balances can also be checked with flux variability analysis

```
In [16]: model.metabolites.pyr_c.summary(fva=0.95)
```

PRODUCING REACTIONS -- Pyruvate

%	FLUX	RXN ID	REACTION
85.0%	9.76 ± 0.24	GLCpts	glc__D_e + pep_c --> g6p_c + pyr_c
15.0%	6.13 ± 6.13	PYK	adp_c + h_c + pep_c --> atp_c + pyr_c

CONSUMING REACTIONS -- Pyruvate

%	FLUX	RXN ID	REACTION
78.9%	11.34 ± 7.43	PDH	coa_c + nad_c + pyr_c --> accoa_c + co2_c + nadh_c
21.1%	0.85 ± 0.02	Bioma...	1.496 3pg_c + 3.7478 accoa_c + 59.81 atp_c + 0.36...

In these summary methods, the values are reported as a the center point +/- the range of the FVA solution, calculated from the maximum and minimum values.

4.4 Running pFBA

Parsimonious FBA (often written pFBA) finds a flux distribution which gives the optimal growth rate, but minimizes the total sum of flux. This involves solving two sequential linear programs, but is handled transparently by cobrapy. For more details on pFBA, please see [Lewis et al. \(2010\)](#).

```
In [17]: FBA_sol = model.optimize()
         pFBA_sol = cobra.flux_analysis.optimize_minimal_flux(model)
```

These functions should give approximately the same objective value

```
In [18]: abs(FBA_sol.f - pFBA_sol.f)
```

```
Out[18]: 1.1102230246251565e-16
```

Simulating Deletions

```
In [1]: import pandas
        from time import time

        import cobra.test
        from cobra.flux_analysis import \
            single_gene_deletion, single_reaction_deletion, \
            double_gene_deletion, double_reaction_deletion

        cobra_model = cobra.test.create_test_model("textbook")
        ecoli_model = cobra.test.create_test_model("ecoli")
```

5.1 Single Deletions

Perform all single gene deletions on a model

```
In [2]: growth_rates, statuses = single_gene_deletion(cobra_model)
```

These can also be done for only a subset of genes

```
In [3]: gr, st = single_gene_deletion(cobra_model,
                                     cobra_model.genes[:20])
        pandas.DataFrame.from_dict({"growth_rates": gr,
                                    "status": st})
```

```
Out[3]: growth_rates  status
        b0116      0.782351  optimal
        b0118      0.873922  optimal
        b0351      0.873922  optimal
        b0356      0.873922  optimal
        b0474      0.873922  optimal
        b0726      0.858307  optimal
        b0727      0.858307  optimal
        b1241      0.873922  optimal
        b1276      0.873922  optimal
        b1478      0.873922  optimal
        b1849      0.873922  optimal
        b2296      0.873922  optimal
        b2587      0.873922  optimal
        b3115      0.873922  optimal
        b3732      0.374230  optimal
```

```
b3733      0.374230  optimal
b3734      0.374230  optimal
b3735      0.374230  optimal
b3736      0.374230  optimal
s0001      0.211141  optimal
```

This can also be done for reactions

```
In [4]: gr, st = single_reaction_deletion(cobra_model,
                                         cobra_model.reactions[:20])
        pandas.DataFrame.from_dict({"growth_rates": gr,
                                   "status": st}).round(4)
```

```
Out[4]: growth_rates  status
ACALD                0.8739  optimal
ACALDt               0.8739  optimal
ACKr                 0.8739  optimal
ACONTa               0.0000  optimal
ACONTb               0.0000  optimal
Act2r                0.8739  optimal
ADK1                 0.8739  optimal
AKGDH                0.8583  optimal
AKGt2r               0.8739  optimal
ALCD2x               0.8739  optimal
ATPM                 0.9166  optimal
ATPS4r               0.3742  optimal
Biomass_Ecoli_core   0.0000  optimal
CO2t                 0.4617  optimal
CS                   -0.0000  optimal
CYTBD                0.2117  optimal
D_LACt2              0.8739  optimal
ENO                  -0.0000  optimal
ETOht2r              0.8739  optimal
EX_ac_e              0.8739  optimal
```

5.2 Double Deletions

Double deletions run in a similar way. Passing in `return_frame=True` will cause them to format the results as a pandas Dataframe

```
In [5]: double_gene_deletion(cobra_model, cobra_model.genes[-5:],
                             return_frame=True).round(4)
```

```
Out[5]: b2464  b0008  b2935  b2465  b3919
b2464  0.8739  0.8648  0.8739  0.8739  0.704
b0008  0.8648  0.8739  0.8739  0.8739  0.704
b2935  0.8739  0.8739  0.8739  0.0000  0.704
b2465  0.8739  0.8739  0.0000  0.8739  0.704
b3919  0.7040  0.7040  0.7040  0.7040  0.704
```

By default, the double deletion function will automatically use multiprocessing, splitting the task over up to 4 cores if they are available. The number of cores can be manually specified as well. Setting use of a single core will disable use of the multiprocessing library, which often aids debugging.

```
In [6]: start = time() # start timer()
        double_gene_deletion(ecoli_model, ecoli_model.genes[:300],
```



```

        number_of_processes=2)
t1 = time() - start
print("Double gene deletions for 200 genes completed in "
      "%.2f sec with 2 cores" % t1)

start = time() # start timer()
double_gene_deletion(ecoli_model, ecoli_model.genes[:300],
                    number_of_processes=1)
t2 = time() - start
print("Double gene deletions for 200 genes completed in "
      "%.2f sec with 1 core" % t2)

print("Speedup of %.2fx" % (t2 / t1))

```

Double gene deletions for 200 genes completed in 27.03 sec with 2 cores
 Double gene deletions for 200 genes completed in 40.73 sec with 1 core
 Speedup of 1.51x

Double deletions can also be run for reactions

```

In [7]: double_reaction_deletion(cobra_model,
                                cobra_model.reactions[2:7],
                                return_frame=True).round(4)

```

```

Out[7]: ACKr  ACONTa  ACON Tb  ACT2r  ADK1
        ACKr    0.8739    0.0    0.0    0.8739    0.8739
        ACONTa  0.0000    0.0    0.0    0.0000    0.0000
        ACON Tb  0.0000    0.0    0.0    0.0000    0.0000
        ACT2r   0.8739    0.0    0.0    0.8739    0.8739
        ADK1    0.8739    0.0    0.0    0.8739    0.8739

```

Phenotype Phase Plane

Phenotype phase planes will show distinct phases of optimal growth with different use of two different substrates. For more information, see [Edwards et al.](#)

Cobrapy supports calculating and plotting (using `matplotlib`) these phenotype phase planes. Here, we will make one for the “textbook” *E. coli* core model.

```
In [1]: %matplotlib inline
        from IPython.display import set_matplotlib_formats
        set_matplotlib_formats('png', 'pdf')

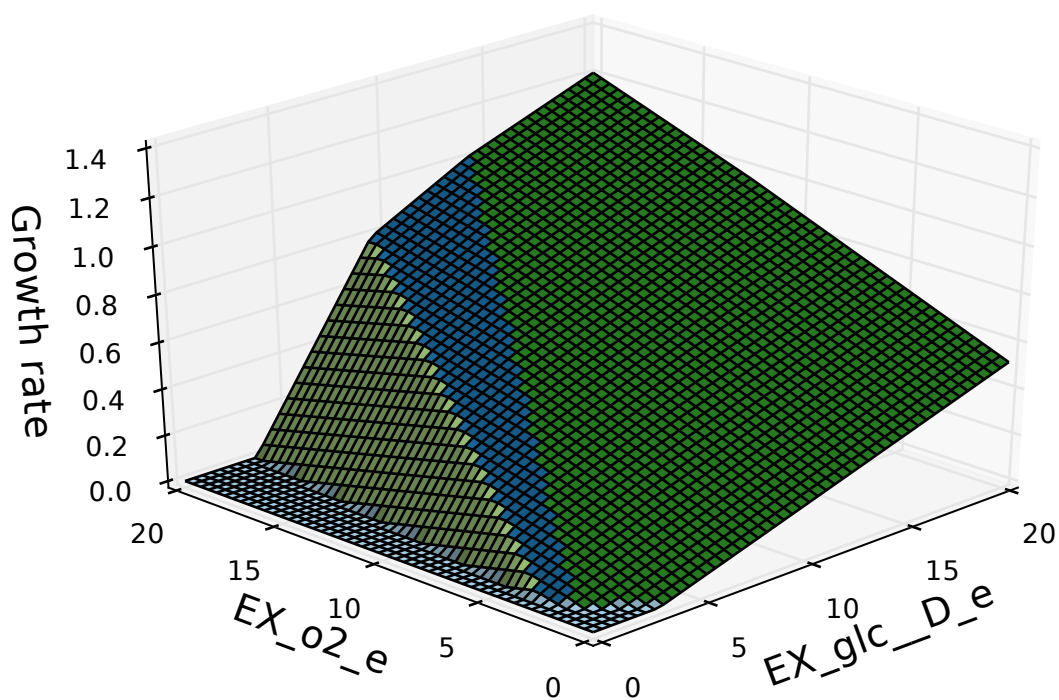
        from time import time

        import cobra.test
        from cobra.flux_analysis import calculate_phenotype_phase_plane

        model = cobra.test.create_test_model("textbook")
```

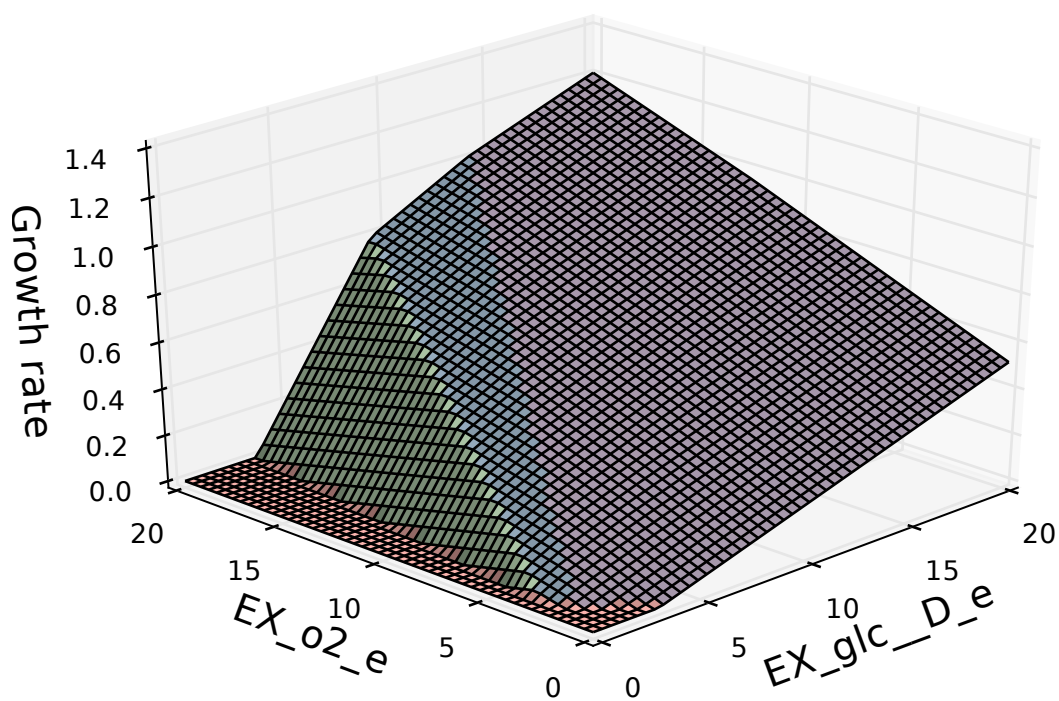
We want to make a phenotype phase plane to evaluate uptakes of Glucose and Oxygen.

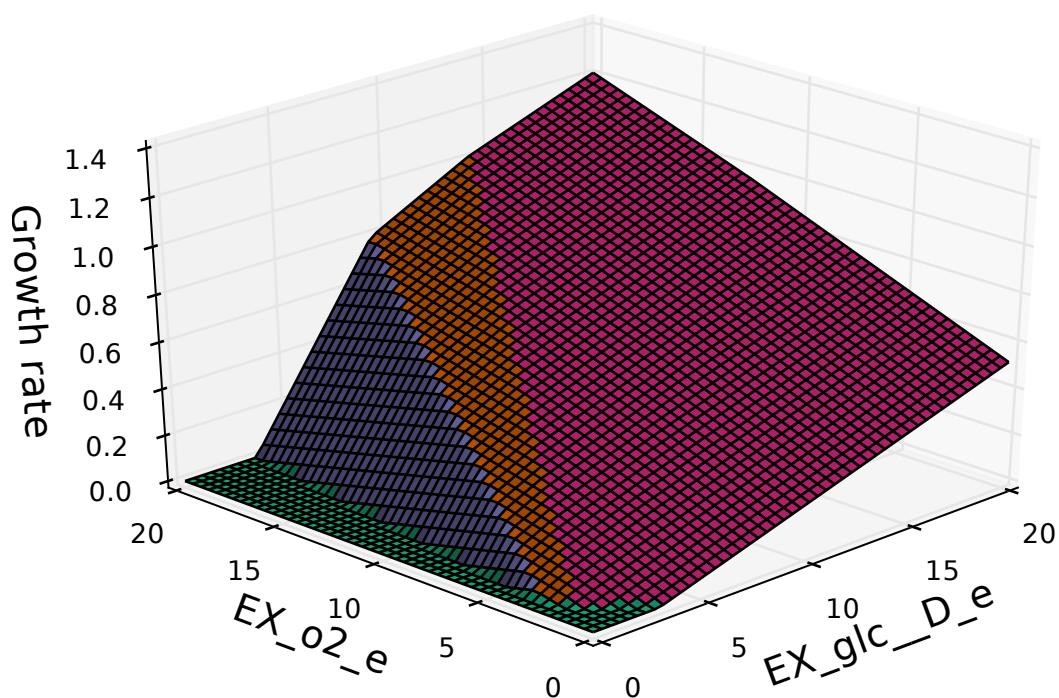
```
In [2]: data = calculate_phenotype_phase_plane(
        model, "EX_glc__D_e", "EX_o2_e")
        data.plot_matplotlib();
```



If `palettable` is installed, other color schemes can be used as well

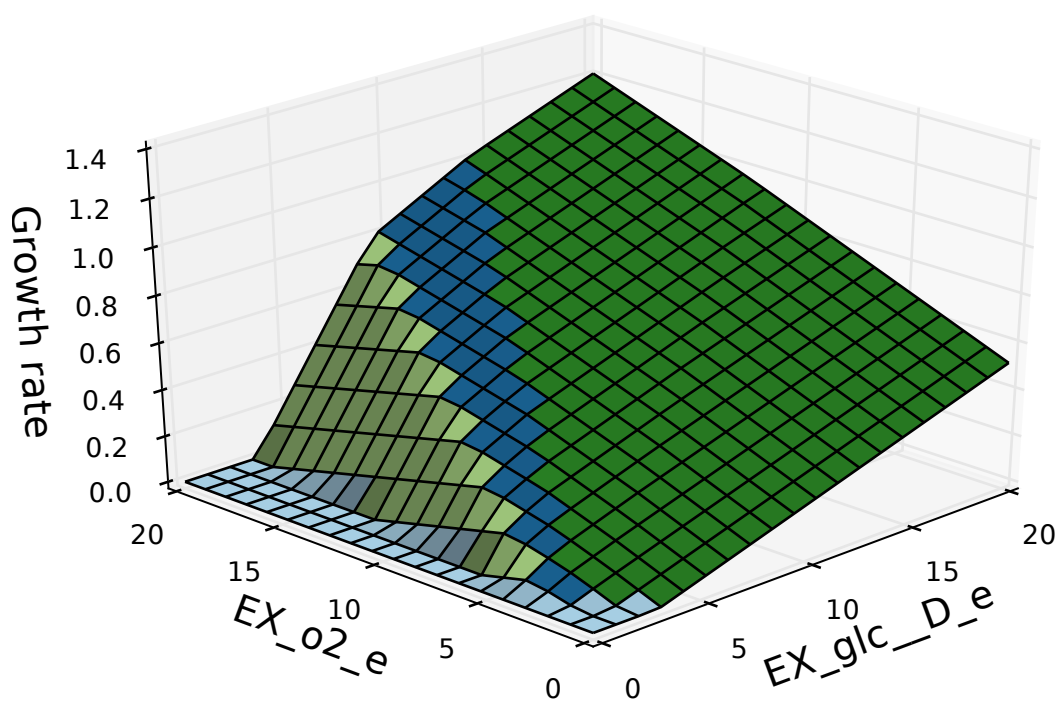
```
In [3]: data.plot_matplotlib("Pastel1")
        data.plot_matplotlib("Dark2");
```





The number of points which are plotted in each dimension can also be changed

```
In [4]: data = calculate_phenotype_phase_plane(  
        model, "EX_glc_D_e", "EX_o2_e",  
        reaction1_npoints=20, reaction2_npoints=20)  
data.plot_matplotlib();
```



The code can also use multiple processes to speed up calculations

```
In [5]: start_time = time()
        calculate_phenotype_phase_plane(
            model, "EX_glc__D_e", "EX_o2_e",
            reaction1_npoints=100, reaction2_npoints=100,
            n_processes=1)
        print("took %.2f seconds with 1 process" % (time() - start_time))

        start_time = time()
        calculate_phenotype_phase_plane(
            model, "EX_glc__D_e", "EX_o2_e",
            reaction1_npoints=100, reaction2_npoints=100,
            n_processes=4)
        print("took %.2f seconds with 4 process" % (time() - start_time))

took 0.44 seconds with 1 process
took 0.25 seconds with 4 process
```

Mixed-Integer Linear Programming

7.1 Ice Cream

This example was originally contributed by Joshua Lerman.

An ice cream stand sells cones and popsicles. It wants to maximize its profit, but is subject to a budget.

We can write this problem as a linear program:

$$\begin{aligned} &\text{max cone} \cdot \text{cone_margin} + \text{popsicle} \cdot \text{popsicle_margin} \\ &\text{subject to} \\ &\text{cone} \cdot \text{cone_cost} + \text{popsicle} \cdot \text{popsicle_cost} \leq \text{budget} \end{aligned}$$

```
In [1]: cone_selling_price = 7.
        cone_production_cost = 3.
        popsicle_selling_price = 2.
        popsicle_production_cost = 1.
        starting_budget = 100.
```

This problem can be written as a `cobra.Model`

```
In [2]: from cobra import Model, Metabolite, Reaction

        cone = Reaction("cone")
        popsicle = Reaction("popsicle")

        # constrained to a budget
        budget = Metabolite("budget")
        budget._constraint_sense = "L"
        budget._bound = starting_budget
        cone.add_metabolites({budget: cone_production_cost})
        popsicle.add_metabolites({budget: popsicle_production_cost})

        # objective coefficient is the profit to be made from each unit
        cone.objective_coefficient = \
            cone_selling_price - cone_production_cost
        popsicle.objective_coefficient = \
            popsicle_selling_price - popsicle_production_cost

        m = Model("lerman_ice_cream_co")
        m.add_reactions((cone, popsicle))
```

```
m.optimize().x_dict
Out[2]: {'cone': 33.333333333333336, 'popsicle': 0.0}
```

In reality, cones and popsicles can only be sold in integer amounts. We can use the variable kind attribute of a `cobra.Reaction` to enforce this.

```
In [3]: cone.variable_kind = "integer"
        popsicle.variable_kind = "integer"
        m.optimize().x_dict
Out[3]: {'cone': 33.0, 'popsicle': 1.0}
```

Now the model makes both popsicles and cones.

7.2 Restaurant Order

To tackle the less immediately obvious problem from the following XKCD comic:

```
In [4]: from IPython.display import Image
        Image(url=r"http://imgs.xkcd.com/comics/np_complete.png")
Out[4]: <IPython.core.display.Image object>
```

We want a solution satisfying the following constraints:

$$(2.15 \ 2.75 \ 3.35 \ 3.55 \ 4.20 \ 5.80) \cdot \vec{v} = 15.05$$

$$\vec{v}_i \geq 0$$

$$\vec{v}_i \in \mathbb{Z}$$

This problem can be written as a COBRA model as well.

```
In [5]: total_cost = Metabolite("constraint")
        total_cost._bound = 15.05

        costs = {"mixed_fruit": 2.15, "french_fries": 2.75,
                  "side_salad": 3.35, "hot_wings": 3.55,
                  "mozzarella_sticks": 4.20, "sampler_plate": 5.80}

        m = Model("appetizers")

        for item, cost in costs.items():
            r = Reaction(item)
            r.add_metabolites({total_cost: cost})
            r.variable_kind = "integer"
            m.add_reaction(r)

        # To add to the problem, suppose we want to
        # eat as little mixed fruit as possible.
        m.reactions.mixed_fruit.objective_coefficient = 1

        m.optimize(objective_sense="minimize").x_dict
Out[5]: {'french_fries': 0.0,
        'hot_wings': 2.0,
        'mixed_fruit': 1.0,
```



```
'mozzarella_sticks': 0.0,
'sampler_plate': 1.0,
'side_salad': 0.0}
```

There is another solution to this problem, which would have been obtained if we had maximized for mixed fruit instead of minimizing.

```
In [6]: m.optimize(objective_sense="maximize").x_dict
```

```
Out[6]: {'french_fries': 0.0,
        'hot_wings': 0.0,
        'mixed_fruit': 7.0,
        'mozzarella_sticks': 0.0,
        'sampler_plate': 0.0,
        'side_salad': 0.0}
```

7.3 Boolean Indicators

To give a COBRA-related example, we can create boolean variables as integers, which can serve as indicators for a reaction being active in a model. For a reaction flux v with lower bound -1000 and upper bound 1000, we can create a binary variable b with the following constraints:

$$b \in \{0, 1\}$$

$$-1000 \cdot b \leq v \leq 1000 \cdot b$$

To introduce the above constraints into a cobra model, we can rewrite them as follows

$$v \leq b \cdot 1000 \Rightarrow v - 1000 \cdot b \leq 0$$

$$-1000 \cdot b \leq v \Rightarrow v + 1000 \cdot b \geq 0$$

```
In [7]: import cobra.test
        model = cobra.test.create_test_model("textbook")
```

```
# an indicator for pgi
pgi = model.reactions.get_by_id("PGI")
# make a boolean variable
pgi_indicator = Reaction("indicator_PGI")
pgi_indicator.lower_bound = 0
pgi_indicator.upper_bound = 1
pgi_indicator.variable_kind = "integer"
# create constraint for v - 1000 b <= 0
pgi_plus = Metabolite("PGI_plus")
pgi_plus._constraint_sense = "L"
# create constraint for v + 1000 b >= 0
pgi_minus = Metabolite("PGI_minus")
pgi_minus._constraint_sense = "G"

pgi_indicator.add_metabolites({pgi_plus: -1000,
                              pgi_minus: 1000})
pgi.add_metabolites({pgi_plus: 1, pgi_minus: 1})
model.add_reaction(pgi_indicator)

# an indicator for zwf
zwf = model.reactions.get_by_id("G6PDH2r")
```

```
zwf_indicator = Reaction("indicator_ZWF")
zwf_indicator.lower_bound = 0
zwf_indicator.upper_bound = 1
zwf_indicator.variable_kind = "integer"
# create constraint for  $v - 1000 b \leq 0$ 
zwf_plus = Metabolite("ZWF_plus")
zwf_plus._constraint_sense = "L"
# create constraint for  $v + 1000 b \geq 0$ 
zwf_minus = Metabolite("ZWF_minus")
zwf_minus._constraint_sense = "G"

zwf_indicator.add_metabolites({zwf_plus: -1000,
                               zwf_minus: 1000})
zwf.add_metabolites({zwf_plus: 1, zwf_minus: 1})

# add the indicator reactions to the model
model.add_reaction(zwf_indicator)
```

In a model with both these reactions active, the indicators will also be active

```
In [8]: solution = model.optimize()
print("PGI indicator = %d" % solution.x_dict["indicator_PGI"])
print("ZWF indicator = %d" % solution.x_dict["indicator_ZWF"])
print("PGI flux = %.2f" % solution.x_dict["PGI"])
print("ZWF flux = %.2f" % solution.x_dict["G6PDH2r"])

PGI indicator = 1
ZWF indicator = 1
PGI flux = 4.86
ZWF flux = 4.96
```

Because these boolean indicators are in the model, additional constraints can be applied on them. For example, we can prevent both reactions from being active at the same time by adding the following constraint:

$$b_{\text{pgi}} + b_{\text{zwf}} = 1$$

```
In [9]: or_constraint = Metabolite("or")
or_constraint._bound = 1
zwf_indicator.add_metabolites({or_constraint: 1})
pgi_indicator.add_metabolites({or_constraint: 1})

solution = model.optimize()
print("PGI indicator = %d" % solution.x_dict["indicator_PGI"])
print("ZWF indicator = %d" % solution.x_dict["indicator_ZWF"])
print("PGI flux = %.2f" % solution.x_dict["PGI"])
print("ZWF flux = %.2f" % solution.x_dict["G6PDH2r"])

PGI indicator = 1
ZWF indicator = 0
PGI flux = 9.82
ZWF flux = 0.00
```

Quadratic Programming

Suppose we want to minimize the Euclidean distance of the solution to the origin while subject to linear constraints. This will require a quadratic objective function. Consider this example problem:

$$\mathbf{min} \frac{1}{2} (x^2 + y^2)$$

subject to

$$x + y = 2$$

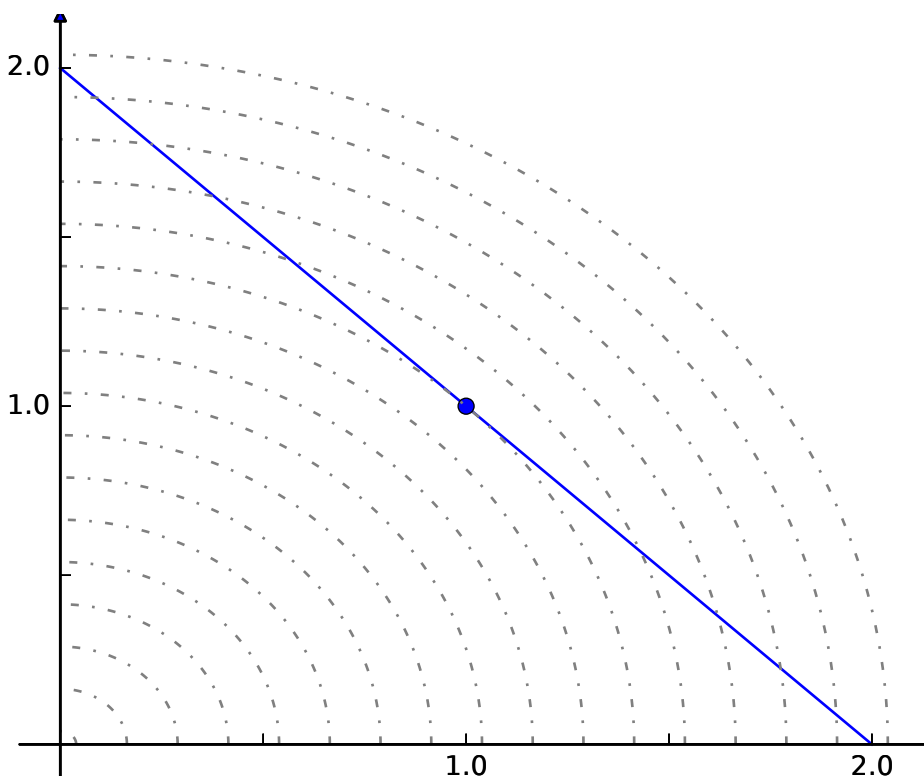
$$x \geq 0$$

$$y \geq 0$$

This problem can be visualized graphically:

```
In [1]: %matplotlib inline
import plot_helper

plot_helper.plot_qp1()
```



The objective can be rewritten as $\frac{1}{2}v^T \cdot Q \cdot v$, where $v = \begin{pmatrix} x \\ y \end{pmatrix}$ and $Q = \begin{pmatrix} 1 & 0 \\ 0 & 1 \end{pmatrix}$

The matrix Q can be passed into a cobra model as the quadratic objective.

```
In [2]: import scipy
```

```
        from cobra import Reaction, Metabolite, Model, solvers
```

The quadratic objective Q should be formatted as a scipy sparse matrix.

```
In [3]: Q = scipy.sparse.eye(2).todok()
        Q
```

```
Out[3]: <2x2 sparse matrix of type '<class 'numpy.float64'>'
        with 2 stored elements in Dictionary Of Keys format>
```

In this case, the quadratic objective is simply the identity matrix

```
In [4]: Q.todense()
Out[4]: matrix([[ 1.,  0.],
                [ 0.,  1.]])
```

We need to use a solver that supports quadratic programming, such as gurobi or cplex. If a solver which supports quadratic programming is installed, this function will return its name.

```
In [5]: print(solvers.get_solver_name(qp=True))
```

```
cplex
```

```
In [6]: c = Metabolite("c")
        c._bound = 2
        x = Reaction("x")
        y = Reaction("y")
```

```

x.add_metabolites({c: 1})
y.add_metabolites({c: 1})
m = Model()
m.add_reactions([x, y])
sol = m.optimize(quadratic_component=Q, objective_sense="minimize")
sol.x_dict

```

Out[6]: {'x': 1.0, 'y': 1.0}

Suppose we change the problem to have a mixed linear and quadratic objective.

$$\min \frac{1}{2} (x^2 + y^2) - y$$

subject to

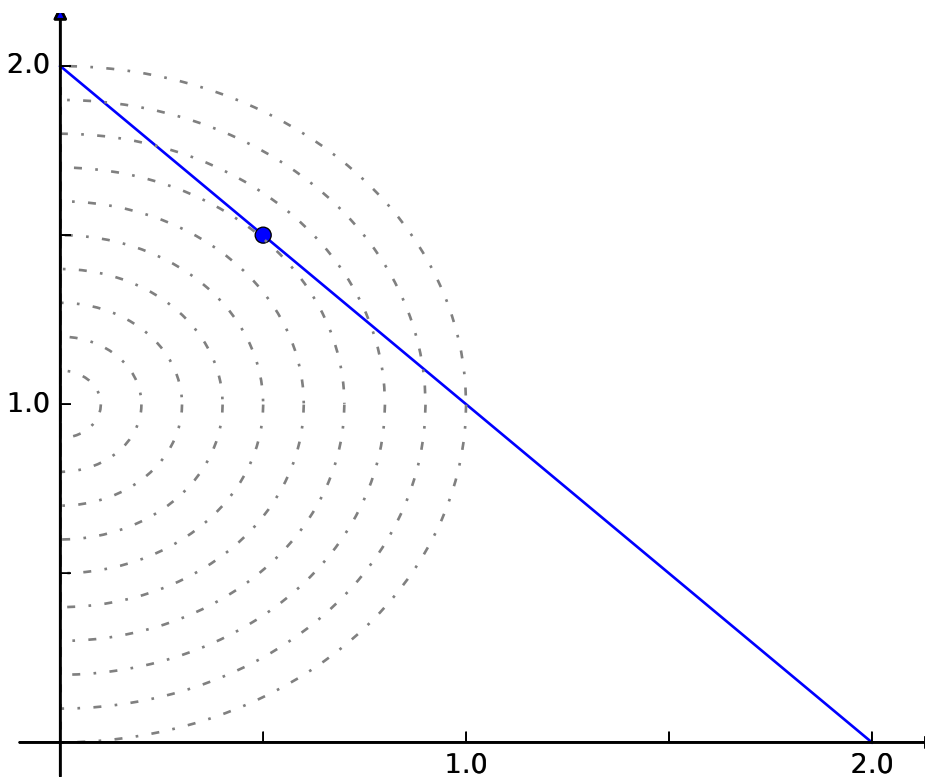
$$x + y = 2$$

$$x \geq 0$$

$$y \geq 0$$

Graphically, this would be

In [7]: plot_helper.plot_qp2()



QP solvers in cobrapy will combine linear and quadratic coefficients. The linear portion will be obtained from the same `objective_coefficient` attribute used with LP's.

```

In [8]: y.objective_coefficient = -1
        sol = m.optimize(quadratic_component=Q, objective_sense="minimize")
        sol.x_dict

```

Out[8]: {'x': 0.5, 'y': 1.5}

Loopless FBA

The goal of this procedure is identification of a thermodynamically consistent flux state without loops, as implied by the name.

Usually, the model has the following constraints.

$$S \cdot v = 0$$

$$lb \leq v \leq ub$$

However, this will allow for thermodynamically infeasible loops (referred to as type 3 loops) to occur, where flux flows around a cycle without any net change of metabolites. For most cases, this is not a major issue, as solutions with these loops can usually be converted to equivalent solutions without them. However, if a flux state is desired which does not exhibit any of these loops, loopless FBA can be used. The formulation used here is modified from [Schellenberger et al.](#)

We can make the model irreversible, so that all reactions will satisfy

$$0 \leq lb \leq v \leq ub \leq \max(ub)$$

We will add in boolean indicators as well, such that

$$\max(ub) \cdot i \geq v$$

$$i \in \{0, 1\}$$

We also want to ensure that an entry in the row space of S also exists with negative values wherever v is nonzero. In this expression, $1 - i$ acts as a not to indicate inactivity of a reaction.

$$S^T x - (1 - i)(\max(ub) + 1) \leq -1$$

We will construct an LP integrating both constraints.

$$\begin{pmatrix} S & 0 & 0 \\ -I & \max(ub)I & 0 \\ 0 & (\max(ub) + 1)I & S^T \end{pmatrix} \cdot$$

$$\begin{pmatrix} v \\ i \\ x \end{pmatrix} = \begin{pmatrix} 0 \\ 0 \\ \max(ub) \end{pmatrix} \quad \text{Not that these extra constraints are not applied to boundary reactions which bring metabolites in and out of the system.}$$

```
In [1]: %matplotlib inline
import plot_helper

import cobra.test
```

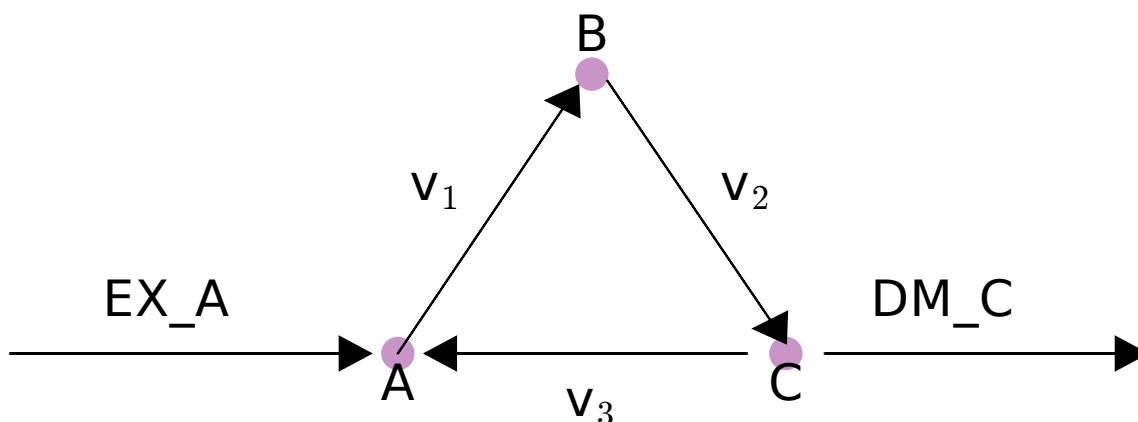
```

from cobra import Reaction, Metabolite, Model
from cobra.flux_analysis.loopless import construct_loopless_model
from cobra.flux_analysis import optimize_minimal_flux
from cobra.solvers import get_solver_name

```

We will demonstrate with a toy model which has a simple loop cycling $A \rightarrow B \rightarrow C \rightarrow A$, with A allowed to enter the system and C allowed to leave. A graphical view of the system is drawn below:

```
In [2]: plot_helper.plot_loop()
```



```

In [3]: test_model = Model()
test_model.add_metabolites([Metabolite(i) for i in "ABC"])
test_model.add_reactions([Reaction(i) for i in
                           ["EX_A", "DM_C", "v1", "v2", "v3"]])

test_model.reactions.EX_A.add_metabolites({"A": 1})
test_model.reactions.DM_C.add_metabolites({"C": -1})
test_model.reactions.DM_C.objective_coefficient = 1

test_model.reactions.v1.add_metabolites({"A": -1, "B": 1})
test_model.reactions.v2.add_metabolites({"B": -1, "C": 1})
test_model.reactions.v3.add_metabolites({"C": -1, "A": 1})

```

While this model contains a loop, a flux state exists which has no flux through reaction v3, and is identified by loopless FBA.

```

In [4]: solution = construct_loopless_model(test_model).optimize()
print("loopless solution: status = " + solution.status)
print("loopless solution: v3 = %.1f" % solution.x_dict["v3"])

```

```

loopless solution: status = optimal
loopless solution: v3 = 0.0

```

If there is no forced flux through a loopless reaction, parsimonious FBA will also have no flux through the loop.

```

In [5]: solution = optimize_minimal_flux(test_model)
print("parsimonious solution: status = " + solution.status)
print("parsimonious solution: v3 = %.1f" % solution.x_dict["v3"])

```

```

parsimonious solution: status = optimal

```


parsimonious solution: v3 = 0.0

However, if flux is forced through v3, then there is no longer a feasible loopless solution, but the parsimonious solution will still exist.

```
In [6]: test_model.reactions.v3.lower_bound = 1
        solution = construct_loopless_model(test_model).optimize()
        print("loopless solution: status = " + solution.status)

loopless solution: status = infeasible

In [7]: solution = optimize_minimal_flux(test_model)
        print("parsimonious solution: status = " + solution.status)
        print("parsimonious solution: v3 = %.1f" % solution.x_dict["v3"])

parsimonious solution: status = optimal
parsimonious solution: v3 = 1.0
```

Loopless FBA is also possible on genome scale models, but it requires a capable MILP solver. If one is installed, cobrapy can detect it automatically using the `get_solver_name` function

```
In [8]: mip_solver = get_solver_name(mip=True)
        print(mip_solver)

cplex

In [9]: salmonella = cobra.test.create_test_model("salmonella")
        construct_loopless_model(salmonella).optimize(solver=mip_solver)

Out[9]: <Solution 0.38 at 0x7f9285d7ffd0>

In [10]: ecoli = cobra.test.create_test_model("ecoli")
         construct_loopless_model(ecoli).optimize(solver=mip_solver)

Out[10]: <Solution 0.98 at 0x7f9285c89470>
```

Gapfilling

GrowMatch and SMILEY are gap-filling algorithms, which try to make the minimal number of changes to a model and allow it to simulate growth. For more information, see [Kumar et al.](#). Please note that these algorithms are Mixed-Integer Linear Programs, which need solvers such as `gurobi` or `cplex` to function correctly.

```
In [1]: import cobra.test

        model = cobra.test.create_test_model("salmonella")
```

In this model D-Fructose-6-phosphate is an essential metabolite. We will remove all the reactions using it, and add them to a separate model.

```
In [2]: # remove some reactions and add them to the universal reactions
        Universal = cobra.Model("Universal_Reactions")
        for i in [i.id for i in model.metabolites.f6p_c.reactions]:
            reaction = model.reactions.get_by_id(i)
            Universal.add_reaction(reaction.copy())
            reaction.remove_from_model()
```

Now, because of these gaps, the model won't grow.

```
In [3]: model.optimize().f
Out[3]: 2.821531499799383e-12
```

10.1 GrowMatch

We will use GrowMatch to add back the minimal number of reactions from this set of “universal” reactions (in this case just the ones we removed) to allow it to grow.

```
In [4]: r = cobra.flux_analysis.growMatch(model, Universal)
        for e in r[0]:
            print(e.id)
```

```
GF6PTA
FBP
MAN6PI_reverse
TKT2_reverse
PGI_reverse
```

We can obtain multiple possible reaction sets by having the algorithm go through multiple iterations.

```
In [5]: result = cobra.flux_analysis.growMatch(model, Universal,
                                                iterations=4)
```

```
    for i, entries in enumerate(result):
        print("---- Run %d ----" % (i + 1))
        for e in entries:
            print(e.id)

---- Run 1 ----
GF6PTA
FBP
MAN6PI_reverse
TKT2_reverse
PGI_reverse
---- Run 2 ----
F6PP
GF6PTA
TALA
MAN6PI_reverse
F6PA_reverse
---- Run 3 ----
GF6PTA
MAN6PI_reverse
TKT2_reverse
F6PA_reverse
PGI_reverse
---- Run 4 ----
F6PP
GF6PTA
FBP
TALA
MAN6PI_reverse
```

10.2 SMILEY

SMILEY is very similar to growMatch, only instead of setting growth as the objective, it sets production of a specific metabolite

```
In [6]: r = cobra.flux_analysis.gapfilling.SMILEY(model, "ac_e",
                                                Universal)

    for e in r[0]:
        print(e.id)

GF6PTA
MAN6PI_reverse
TKT2_reverse
F6PA_reverse
PGI_reverse
```

Solver Interface

Each cobrapy solver must expose the following API. The solvers all will have their own distinct LP object types, but each can be manipulated by these functions. This API can be used directly when implementing algorithms efficiently on linear programs because it has 2 primary benefits:

1. Avoid the overhead of creating and destroying LP's for each operation
2. Many solver objects preserve the basis between subsequent LP's, making each subsequent LP solve faster

We will walk through the API with the cglpk solver, which links the cobrapy solver API with [GLPK's C API](#).

```
In [1]: import cobra.test

        model = cobra.test.create_test_model("textbook")
        solver = cobra.solvers.cglpk
```

11.1 Attributes and functions

Each solver has some attributes:

11.1.1 solver_name

The name of the solver. This is the name which will be used to select the solver in cobrapy functions.

```
In [2]: solver.solver_name
Out[2]: 'cglpk'
In [3]: model.optimize(solver="cglpk")
Out[3]: <Solution 0.87 at 0x7fd42ad90c18>
```

11.1.2 _SUPPORTS_MILP

The presence of this attribute tells cobrapy that the solver supports mixed-integer linear programming

```
In [4]: solver._SUPPORTS_MILP
Out[4]: True
```

11.1.3 solve

Model.optimize is a wrapper for each solver's solve function. It takes in a cobra model and returns a solution

```
In [5]: solver.solve(model)
Out[5]: <Solution 0.87 at 0x7fd42ad90908>
```

11.1.4 create_problem

This creates the LP object for the solver.

```
In [6]: lp = solver.create_problem(model, objective_sense="maximize")
        lp
Out[6]: <cobra.solvers.cglpk.GLP at 0x3e846e8>
```

11.1.5 solve_problem

Solve the LP object and return the solution status

```
In [7]: solver.solve_problem(lp)
Out[7]: 'optimal'
```

11.1.6 format_solution

Extract a cobra.Solution object from a solved LP object

```
In [8]: solver.format_solution(lp, model)
Out[8]: <Solution 0.87 at 0x7fd42ad90668>
```

11.1.7 get_objective_value

Extract the objective value from a solved LP object

```
In [9]: solver.get_objective_value(lp)
Out[9]: 0.8739215069684909
```

11.1.8 get_status

Get the solution status of a solved LP object

```
In [10]: solver.get_status(lp)
Out[10]: 'optimal'
```

11.1.9 change_variable_objective

change the objective coefficient a reaction at a particular index. This does not change any of the other objectives which have already been set. This example will double and then revert the biomass coefficient.

```
In [11]: model.reactions.index("Biomass_Ecoli_core")
```

```
Out[11]: 12
```

```
In [12]: solver.change_variable_objective(lp, 12, 2)
         solver.solve_problem(lp)
         solver.get_objective_value(lp)
```

```
Out[12]: 1.7478430139369818
```

```
In [13]: solver.change_variable_objective(lp, 12, 1)
         solver.solve_problem(lp)
         solver.get_objective_value(lp)
```

```
Out[13]: 0.8739215069684909
```

11.1.10 change_variable_bounds

change the lower and upper bounds of a reaction at a particular index. This example will set the lower bound of the biomass to an infeasible value, then revert it.

```
In [14]: solver.change_variable_bounds(lp, 12, 1000, 1000)
         solver.solve_problem(lp)
```

```
Out[14]: 'infeasible'
```

```
In [15]: solver.change_variable_bounds(lp, 12, 0, 1000)
         solver.solve_problem(lp)
```

```
Out[15]: 'optimal'
```

11.1.11 change_coefficient

Change a coefficient in the stoichiometric matrix. In this example, we will set the entry for ADP in the ATP reaction to an infeasible value, then reset it.

```
In [16]: model.metabolites.index("atp_c")
```

```
Out[16]: 16
```

```
In [17]: model.reactions.index("ATPM")
```

```
Out[17]: 10
```

```
In [18]: solver.change_coefficient(lp, 16, 10, -10)
         solver.solve_problem(lp)
```

```
Out[18]: 'infeasible'
```

```
In [19]: solver.change_coefficient(lp, 16, 10, -1)
         solver.solve_problem(lp)
```

```
Out[19]: 'optimal'
```

11.1.12 set_parameter

Set a solver parameter. Each solver will have its own particular set of unique parameters. However, some have unified names. For example, all solvers should accept “tolerance_feasibility.”

```
In [20]: solver.set_parameter(lp, "tolerance_feasibility", 1e-9)
In [21]: solver.set_parameter(lp, "objective_sense", "minimize")
          solver.solve_problem(lp)
          solver.get_objective_value(lp)
Out[21]: 0.0
In [22]: solver.set_parameter(lp, "objective_sense", "maximize")
          solver.solve_problem(lp)
          solver.get_objective_value(lp)
Out[22]: 0.8739215069684912
```

11.2 Example with FVA

Consider flux variability analysis (FVA), which requires maximizing and minimizing every reaction with the original biomass value fixed at its optimal value. If we used the cobra Model API in a naive implementation, we would do the following:

```
In [23]: %%time
          # work on a copy of the model so the original is not changed
          m = model.copy()

          # set the lower bound on the objective to be the optimal value
          f = m.optimize().f
          for objective_reaction, coefficient in m.objective.items():
              objective_reaction.lower_bound = coefficient * f

          # now maximize and minimize every reaction to find its bounds
          fva_result = {}
          for r in m.reactions:
              m.change_objective(r)
              fva_result[r.id] = {
                  "maximum": m.optimize(objective_sense="maximize").f,
                  "minimum": m.optimize(objective_sense="minimize").f
              }

CPU times: user 171 ms, sys: 0 ns, total: 171 ms
Wall time: 171 ms
```

Instead, we could use the solver API to do this more efficiently. This is roughly how cobrapy implements FVA. It keeps using the same LP object and repeatedly maximizes and minimizes it. This allows the solver to preserve the basis, and is much faster. The speed increase is even more noticeable the larger the model gets.

```
In [24]: %%time
          # create the LP object
          lp = solver.create_problem(model)

          # set the lower bound on the objective to be the optimal value
          solver.solve_problem(lp)
          f = solver.get_objective_value(lp)
```



```
for objective_reaction, coefficient in model.objective.items():
    objective_index = model.reactions.index(objective_reaction)
    # old objective is no longer the objective
    solver.change_variable_objective(lp, objective_index, 0.)
    solver.change_variable_bounds(
        lp, objective_index, f * coefficient,
        objective_reaction.upper_bound)

# now maximize and minimize every reaction to find its bounds
fva_result = {}
for index, r in enumerate(model.reactions):
    solver.change_variable_objective(lp, index, 1.)
    result = {}
    solver.solve_problem(lp, objective_sense="maximize")
    result["maximum"] = solver.get_objective_value(lp)
    solver.solve_problem(lp, objective_sense="minimize")
    result["minimum"] = solver.get_objective_value(lp)
    solver.change_variable_objective(lp, index, 0.)
    fva_result[r.id] = result

CPU times: user 8.28 ms, sys: 25 µs, total: 8.31 ms
Wall time: 8.14 ms
```

Using the COBRA toolbox with cobrapy

This example demonstrates using COBRA toolbox commands in MATLAB from python through `pymatbridge`.

```
In [1]: %load_ext pymatbridge
```

```
Starting MATLAB on ZMQ socket ipc:///tmp/pymatbridge-57ff5429-02d9-4e1a-8ed0-44e391fb0df7
Send 'exit' command to kill the server
....MATLAB started and connected!
```

```
In [2]: import cobra.test
        m = cobra.test.create_test_model("textbook")
```

The `model_to_pymatbridge` function will send the model to the workspace with the given variable name.

```
In [3]: from cobra.io.mat import model_to_pymatbridge
        model_to_pymatbridge(m, variable_name="model")
```

Now in the MATLAB workspace, the variable name 'model' holds a COBRA toolbox struct encoding the model.

```
In [4]: %%matlab
        model
```

```
model =
```

```

        rev: [95x1 double]
    metNames: {72x1 cell}
         b: [72x1 double]
    metCharge: [72x1 double]
         c: [95x1 double]
    csense: [72x1 char]
    genes: {137x1 cell}
    metFormulas: {72x1 cell}
        rxns: {95x1 cell}
    grRules: {95x1 cell}
    rxnNames: {95x1 cell}
    description: [11x1 char]
         S: [72x95 double]
         ub: [95x1 double]
         lb: [95x1 double]
        mets: {72x1 cell}
    subSystems: {95x1 cell}
```

First, we have to initialize the COBRA toolbox in MATLAB.

```
In [5]: %%matlab --silent
        warning('off'); % this works around a pymatbridge bug
        addpath(genpath('~/.cobratoolbox/'));
        initCobraToolbox();
```

Commands from the COBRA toolbox can now be run on the model

```
In [6]: %%matlab
        optimizeCbModel(model)
```

ans =

```

        x: [95x1 double]
        f: 0.8739
        y: [71x1 double]
        w: [95x1 double]
    stat: 1
origStat: 5
    solver: 'glpk'
        time: 3.2911
```

FBA in the COBRA toolbox should give the same result as cobrapy (but maybe just a little bit slower :))

```
In [7]: %%time
        m.optimize().f
```

CPU times: user 0 ns, sys: 0 ns, total: 0 ns

Wall time: 5.48 µs

```
Out[7]: 0.8739215069684909
```

This document will address frequently asked questions not addressed in other pages of the documentation.

13.1 How do I install cobrapy?

Please see the [INSTALL.rst](#) file.

13.2 How do I cite cobrapy?

Please cite the 2013 publication: [10.1186/1752-0509-7-74](#)

13.3 How do I rename reactions or metabolites?

TL;DR Use `Model.repair` afterwards

When renaming metabolites or reactions, there are issues because cobra indexes based off of ID's, which can cause errors. For example:

```
In [1]: from __future__ import print_function
import cobra.test
model = cobra.test.create_test_model()

for metabolite in model.metabolites:
    metabolite.id = "test_" + metabolite.id

try:
    model.metabolites.get_by_id(model.metabolites[0].id)
except KeyError as e:
    print(repr(e))
```

```
KeyError('test_dcaACP_c',)
```

The `Model.repair` function will rebuild the necessary indexes

```
In [2]: model.repair()
        model.metabolites.get_by_id(model.metabolites[0].id)
```

```
Out[2]: <Metabolite test_dcaACP_c at 0x7f90c2b97978>
```

13.4 How do I delete a gene?

That depends on what precisely you mean by delete a gene.

If you want to simulate the model with a gene knockout, use the `cobra.manipulation.delete_model_genes` function. The effects of this function are reversed by `cobra.manipulation.undelete_model_genes`.

```
In [3]: model = cobra.test.create_test_model()
        PGI = model.reactions.get_by_id("PGI")
        print("bounds before knockout:", (PGI.lower_bound, PGI.upper_bound))
        cobra.manipulation.delete_model_genes(model, ["STM4221"])
        print("bounds after knockouts", (PGI.lower_bound, PGI.upper_bound))
```

```
bounds before knockout: (-1000.0, 1000.0)
```

```
bounds after knockouts (0.0, 0.0)
```

If you want to actually remove all traces of a gene from a model, this is more difficult because this will require changing all the `gene_reaction_rule` strings for reactions involving the gene.

13.5 How do I change the reversibility of a Reaction?

`Reaction.reversibility` is a property in cobra which is computed when it is requested from the lower and upper bounds.

```
In [4]: model = cobra.test.create_test_model()
        model.reactions.get_by_id("PGI").reversibility
```

```
Out[4]: True
```

Trying to set it directly will result in an error or warning:

```
In [5]: try:
        model.reactions.get_by_id("PGI").reversibility = False
        except Exception as e:
            print(repr(e))
```

```
cobra/core/Reaction.py:192 -red-intenseUserWarning: Setting reaction reversibility is ignored
```

The way to change the reversibility is to change the bounds to make the reaction irreversible.

```
In [6]: model.reactions.get_by_id("PGI").lower_bound = 10
        model.reactions.get_by_id("PGI").reversibility
```

```
Out[6]: False
```

13.6 How do I generate an LP file from a COBRA model?

While the cobra.py does not include python code to support this feature directly, many of the bundled solvers have this capability. Create the problem with one of these solvers, and use its appropriate function.

Please note that unlike the LP file format, the MPS file format does not specify objective direction and is always a minimization. Some (but not all) solvers will rewrite the maximization as a minimization.

```
In [7]: model = cobra.test.create_test_model()
        # glpk through cglpk
        glp = cobra.solvers.cglpk.create_problem(model)
        glp.write("test.lp")
        glp.write("test.mps") # will not rewrite objective
```

```

# gurobi
gurobi_problem = cobra.solvers.gurobi_solver.create_problem(model)
gurobi_problem.write("test.lp")
gurobi_problem.write("test.mps") # rewrites objective
# cplex
cplex_problem = cobra.solvers.cplex_solver.create_problem(model)
cplex_problem.write("test.lp")
cplex_problem.write("test.mps") # rewrites objective

-red-intense-----
-red-intenseAttributeError                                Traceback (most recent call last)
-green-intense<ipython-input-7-76bbced9b9d6> in -cyan<module>-blue-intense()
-green          5 glp-yellow-intense.write-yellow-intense(-blue-intense"test.mps"-yellow-intense
-green          6 -red-intense# gurobi
-green-intense----> 7-yellow-intense gurobi_problem -yellow-intense= cobra-yellow-intense.
-green          8 gurobi_problem-yellow-intense.write-yellow-intense(-blue-intense"test.lp"-ye
-green          9 gurobi_problem-yellow-intense.write-yellow-intense(-blue-intense"test.mps"-ye

-red-intenseAttributeError: 'module' object has no attribute 'gurobi_solver'

```

13.7 How do I visualize my flux solutions?

cobrapy works well with the [escher](#) package, which is well suited to this purpose. Consult the [escher documentation](#) for examples.

cobra package

14.1 Subpackages

14.1.1 cobra.core package

Submodules

cobra.core.ArrayBasedModel module

```
class cobra.core.ArrayBasedModel.ArrayBasedModel (description=None,          deep-
                                                    copy_model=False,          ma-
                                                    trix_type='scipy.lil_matrix')
```

Bases: `cobra.core.Model.Model`

ArrayBasedModel is a class that adds arrays and vectors to a cobra.Model to make it easier to perform linear algebra operations.

s

Stoichiometric matrix of the model

This will be formatted as either `lil_matrix` or `dok_matrix`

add_metabolites (*metabolite_list*, *expand_stoichiometric_matrix=True*)

Will add a list of metabolites to the the object, if they do not exist and then expand the stoichiometric matrix

metabolite_list: A list of *Metabolite* objects

expand_stoichiometric_matrix: Boolean. If True and self.S is not None then it will add rows to self.S. self.S must be created after adding reactions and metabolites to self before it can be expanded. Trying to expand self.S when self only contains metabolites is ludacris.

add_reactions (*reaction_list*, *update_matrices=True*)

Will add a cobra.Reaction object to the model, if reaction.id is not in self.reactions.

reaction_list: A *Reaction* object or a list of them

update_matrices: Boolean. If true populate / update matrices S, lower_bounds, upper_bounds, Note this is slow to run for very large models and using this option with repeated calls will degrade performance. Better to call self.update() after adding all reactions.

If the stoichiometric matrix is initially empty then initialize a 1x1 sparse matrix and add more rows as needed in the self.add_metabolites function

b

bounds for metabolites as `numpy.ndarray`

constraint_sense

copy()

Provides a partial ‘deepcopy’ of the Model. All of the Metabolite, Gene, and Reaction objects are created anew but in a faster fashion than deepcopy

lower_bounds

objective_coefficients

remove_reactions (*reactions*, *update_matrices=True*, ***kwargs*)

remove reactions from the model

See `cobra.core.Model.Model.remove_reactions()`

update_matrices: Boolean If true populate / update matrices S, lower_bounds, upper_bounds. Note that this is slow to run for very large models, and using this option with repeated calls will degrade performance.

update()

Regenerates the stoichiometric matrix and vectors

upper_bounds

cobra.core.DictList module

class `cobra.core.DictList.DictList(*args)`

Bases: `list`

A combined dict and list

This object behaves like a list, but has the O(1) speed benefits of a dict when looking up elements by their id.

__add__ (*other*)

`x.__add__(y) <==> x + y`

other: iterable other must contain only unique id’s which do not intersect with self

__contains__ (*object*)

`DictList.__contains__(object) <==> object in DictList`

object: str or *Object*

__getstate__ ()

gets internal state

This is only provided for backwards compatibility so older versions of cobrapy can load pickles generated with cobrapy. In reality, the “_dict” state is ignored when loading a pickle

__iadd__ (*other*)

`x.__iadd__(y) <==> x += y`

other: iterable other must contain only unique id’s which do not intersect with self

__setstate__ (*state*)

sets internal state

Ignore the passed in state and recalculate it. This is only for compatibility with older pickles which did not correctly specify the initialization class

append (*object*)

append object to end

extend (*iterable*)
 extend list by appending elements from the iterable

get_by_id (*id*)
 return the element with a matching id

has_id (*id*)

index (*id*, **args*)
 Determine the position in the list
 id: A string or a *Object*

insert (*index*, *object*)
 insert object before index

list_attr (*attribute*)
 return a list of the given attribute for every object

pop (**args*)
 remove and return item at index (default last).

query (*search_function*, *attribute*='id')
 query the list

search_function: used to select which objects to return

- a string, in which case any object.attribute containing the string will be returned
- a compiled regular expression
- a function which takes one argument and returns True for desired values

attribute: the attribute to be searched for (default is 'id'). If this is None, the object itself is used.

returns: a list of objects which match the query

remove (*x*)

Warning: Internal use only

reverse ()
 reverse *IN PLACE*

sort (*cmp*=None, *key*=None, *reverse*=False)
 stable sort *IN PLACE*
 cmp(*x*, *y*) -> -1, 0, 1

union (*iterable*)
 adds elements with id's not already in the model

cobra.core.Formula module

class cobra.core.Formula.**Formula** (*formula*=None)

Bases: *cobra.core.Object.Object*

Describes a Chemical Formula

A legal formula string contains only letters and numbers.

__add__ (*other_formula*)
 Combine two molecular formulas.

other_formula: cobra.Formula or str of a chemical Formula.

parse_composition()

Breaks the chemical formula down by element.

weight

Calculate the formula weight

cobra.core.Gene module

class cobra.core.Gene.**GPRCleaner**

Bases: `ast.NodeTransformer`

Parses compiled ast of a gene_reaction_rule and identifies genes

Parts of the tree are rewritten to allow periods in gene ID's and bitwise boolean operations

visit_BinOp(node)

visit_Name(node)

class cobra.core.Gene.**Gene**(id=None, name='', functional=True)

Bases: `cobra.core.Species.Species`

remove_from_model(model=None, make_dependent_reactions_nonfunctional=True)

Removes the association

make_dependent_reactions_nonfunctional: Boolean. If True then replace the gene with 'False' in the gene association, else replace the gene with 'True'

Deprecated since version 0.4: Use cobra.manipulation.delete_model_genes to simulate knockouts and cobra.manipulation.remove_genes to remove genes from the model.

cobra.core.Gene.**ast2str**(expr, level=0, names=None)

convert compiled ast to gene_reaction_rule str

expr: str of a gene reaction rule

level: internal use only

names: optional dict of {Gene.id: Gene.name} Use this to get a rule str which uses names instead. This should be done for display purposes only. All gene_reaction_rule strings which are computed with should use the id.

cobra.core.Gene.**eval_gpr**(expr, knockouts)

evaluate compiled ast of gene_reaction_rule with knockouts

cobra.core.Gene.**parse_gpr**(str_expr)

parse gpr into AST

returns: (ast_tree, {gene_ids})

cobra.core.Metabolite module

class cobra.core.Metabolite.**Metabolite**(id=None, formula=None, name='', charge=None, compartment=None)

Bases: `cobra.core.Species.Species`

Metabolite is a class for holding information regarding a metabolite in a cobra.Reaction object.

elements

formula_weight

Calculate the formula weight

remove_from_model (*method='subtractive', **kwargs*)

Removes the association from self.model

method: 'subtractive' or 'destructive'. If 'subtractive' then the metabolite is removed from all associated reactions. If 'destructive' then all associated reactions are removed from the Model.

summary (***kwargs*)

Print a summary of the reactions which produce and consume this metabolite. This method requires the model for which this metabolite is a part to be solved.

threshold: float a value below which to ignore reaction fluxes

fva: float (0->1), or None Whether or not to include flux variability analysis in the output. If given, fva should be a float between 0 and 1, representing the fraction of the optimum objective to be searched.

floatfmt: string format method for floats, passed to tabulate. Default is '.3g'.

y

The shadow price for the metabolite in the most recent solution

Shadow prices are computed from the dual values of the bounds in the solution.

cobra.core.Model module

class cobra.core.Model.**Model** (*id_or_model=None, name=None*)

Bases: *cobra.core.Object.Object*

Metabolic Model

Refers to Metabolite, Reaction, and Gene Objects.

__add__ (*other_model*)

Adds two models. +

The issue of reactions being able to exists in multiple Models now arises, the same for metabolites and such. This might be a little difficult as a reaction with the same name / id in two models might have different coefficients for their metabolites due to pH and whatnot making them different reactions.

__iadd__ (*other_model*)

Adds a Model to this model +=

The issue of reactions being able to exists in multiple Models now arises, the same for metabolites and such. This might be a little difficult as a reaction with the same name / id in two models might have different coefficients for their metabolites due to pH and whatnot making them different reactions.

__setstate__ (*state*)

Make sure all cobra.Objects in the model point to the model

add_metabolites (*metabolite_list*)

Will add a list of metabolites to the the object, if they do not exist and then expand the stoichiometric matrix
metabolite_list: A list of *Metabolite* objects

add_reaction (*reaction*)

Will add a cobra.Reaction object to the model, if reaction.id is not in self.reactions.

reaction: A *Reaction* object

add_reactions (*reaction_list*)

Will add a cobra.Reaction object to the model, if reaction.id is not in self.reactions.

reaction_list: A list of *Reaction* objects

change_objective (*objectives*)

Change the model objective

copy ()

Provides a partial ‘deepcopy’ of the Model. All of the Metabolite, Gene, and Reaction objects are created anew but in a faster fashion than deepcopy

description

objective

optimize (*objective_sense*=‘maximize’, ***kwargs*)

Optimize model using flux balance analysis

objective_sense: ‘maximize’ or ‘minimize’

solver: ‘glpk’, ‘cglpk’, ‘gurobi’, ‘cplex’ or None

quadratic_component: None or *scipy.sparse.dok_matrix* The dimensions should be (n, n) where n is the number of reactions.

This sets the quadratic component (Q) of the objective coefficient, adding $\frac{1}{2}v^T \cdot Q \cdot v$ to the objective.

tolerance_feasibility: Solver tolerance for feasibility.

tolerance_markowitz: Solver threshold during pivot

time_limit: Maximum solver time (in seconds)

Note: Only the most commonly used parameters are presented here. Additional parameters for cobra.solvers may be available and specified with the appropriate keyword argument.

remove_reactions (*reactions*, *delete*=True, *remove_orphans*=False)

remove reactions from the model

reactions: [*Reaction*] or [str] The reactions (or their id’s) to remove

delete: Boolean Whether or not the reactions should be deleted after removal. If the reactions are not deleted, those objects will be recreated with new metabolite and gene objects.

remove_orphans: Boolean Remove orphaned genes and metabolites from the model as well

repair (*rebuild_index*=True, *rebuild_relationships*=True)

Update all indexes and pointers in a model

summary (***kwargs*)

Print a summary of the input and output fluxes of the model. This method requires the model to have been previously solved.

threshold: float tolerance for determining if a flux is zero (not printed)

fva: int or None Whether or not to calculate and report flux variability in the output summary

floatfmt: string format method for floats, passed to tabulate. Default is ‘.3g’.

to_array_based_model (*deepcopy_model*=False, ***kwargs*)

Makes a *ArrayBasedModel* from a cobra.Model which may be used to perform linear algebra operations with the stoichiometric matrix.

deepcopy_model: Boolean. If False then the ArrayBasedModel points to the Model

cobra.core.Object module

class cobra.core.Object.**Object** (*id=None, name=''*)

Bases: `object`

Defines common behavior of object in cobra.core

__getstate__ ()

To prevent excessive replication during deepcopy.

cobra.core.Reaction module

class cobra.core.Reaction.**Frozendict**

Bases: `dict`

Read-only dictionary view

pop (*key, value*)

popitem ()

class cobra.core.Reaction.**Reaction** (*id=None, name='', subsystem='', lower_bound=0.0, upper_bound=1000.0, objective_coefficient=0.0*)

Bases: `cobra.core.Object.Object`

Reaction is a class for holding information regarding a biochemical reaction in a cobra.Model object

__add__ (*other*)

Add two reactions

The stoichiometry will be the combined stoichiometry of the two reactions, and the gene reaction rule will be both rules combined by an and. All other attributes (i.e. reaction bounds) will match those of the first reaction

__imul__ (*coefficient*)

Scale coefficients in a reaction

__setstate__ (*state*)

Probably not necessary to set _model as the cobra.Model that contains self sets the _model attribute for all metabolites and genes in the reaction.

However, to increase performance speed we do want to let the metabolite and gene know that they are employed in this reaction

add_metabolites (*metabolites, combine=True, add_to_container_model=True*)

Add metabolites and stoichiometric coefficients to the reaction. If the final coefficient for a metabolite is 0 then it is removed from the reaction.

metabolites: `dict` {str or *Metabolite*: coefficient}

combine: **Boolean.** Describes behavior a metabolite already exists in the reaction. True causes the coefficients to be added. False causes the coefficient to be replaced. True and a metabolite already exists in the

add_to_container_model: **Boolean.** Add the metabolite to the *Model* the reaction is associated with (i.e. self.model)

boundary

bounds

A more convenient bounds structure than separate upper and lower bounds

build_reaction_from_string (*reaction_str*, *verbose=True*, *fwd_arrow=None*,
rev_arrow=None, *reversible_arrow=None*, *term_split='+'*)

Builds reaction from reaction equation *reaction_str* using parser

Takes a string and using the specifications supplied in the optional arguments infers a set of metabolites, metabolite compartments and stoichiometries for the reaction. It also infers the reversibility of the reaction from the reaction arrow.

Parameters

- **reaction_str** – a string containing a reaction formula (equation)
- **verbose** – Boolean setting verbosity of function (optional, default=True)
- **fwd_arrow** – re.compile for forward irreversible reaction arrows (optional, default=_forward_arrow_finder)
- **reverse_arrow** – re.compile for backward irreversible reaction arrows (optional, default=_reverse_arrow_finder)
- **fwd_arrow** – re.compile for reversible reaction arrows (optional, default=_reversible_arrow_finder)
- **term_split** – String dividing individual metabolite entries (optional, default='+')

build_reaction_string (*use_metabolite_names=False*)

Generate a human readable reaction string

check_mass_balance ()

Compute mass and charge balance for the reaction

returns a dict of {element: amount} for unbalanced elements. “charge” is treated as an element in this dict
This should be empty for balanced reactions.

clear_metabolites ()

Remove all metabolites from the reaction

copy ()

Copy a reaction

The referenced metabolites and genes are also copied.

delete (*remove_orphans=False*)

Completely delete a reaction

This removes all associations between a reaction the associated model, metabolites and genes (unlike *remove_from_model* which only dissociates the reaction from the model).

remove_orphans: Boolean Remove orphaned genes and metabolites from the model as well

gene_name_reaction_rule

Display *gene_reaction_rule* with names instead.

Do NOT use this string for computation. It is intended to give a representation of the rule using more familiar gene names instead of the often cryptic ids.

gene_reaction_rule

genes

get_coefficient (*metabolite_id*)

Return the stoichiometric coefficient for a metabolite in the reaction.

metabolite_id: str or *Metabolite*

get_coefficients (*metabolite_ids*)
Return the stoichiometric coefficients for a list of metabolites in the reaction.

metabolite_ids: iterable Containing str or *Metabolite*

get_compartments ()
lists compartments the metabolites are in

knock_out ()
Change the upper and lower bounds of the reaction to 0.

metabolites

model
returns the model the reaction is a part of

pop (*metabolite_id*)
Remove a metabolite from the reaction and return the stoichiometric coefficient.
metabolite_id: str or *Metabolite*

products
Return a list of products for the reaction

reactants
Return a list of reactants for the reaction.

reaction
Human readable reaction string

remove_from_model (*model=None, remove_orphans=False*)
Removes the reaction from the model while keeping it intact

remove_orphans: Boolean Remove orphaned genes and metabolites from the model as well
model: deprecated argument, must be None

reversibility
Whether the reaction can proceed in both directions (reversible)
This is computed from the current upper and lower bounds.

subtract_metabolites (*metabolites, combine=True*)
This function will 'subtract' metabolites from a reaction, which means add the metabolites with -1*coefficient. If the final coefficient for a metabolite is 0 then the metabolite is removed from the reaction.

metabolites: dict of {*Metabolite*: coefficient} These metabolites will be added to the reaction

Note: A final coefficient < 0 implies a reactant.

x
The flux through the reaction in the most recent solution
Flux values are computed from the primal values of the variables in the solution.

cobra.core.Solution module

class cobra.core.Solution.**Solution** (*f, x=None, x_dict=None, y=None, y_dict=None, solver=None, the_time=0, status='NA'*)
Bases: *object*

Stores the solution from optimizing a cobra.Model. This is used to provide a single interface to results from different solvers that store their values in different ways.

f: The objective value

solver: A string indicating which solver package was used.

x: List or Array of the values from the primal.

x_dict: A dictionary of reaction ids that maps to the primal values.

y: List or Array of the values from the dual.

y_dict: A dictionary of reaction ids that maps to the dual values.

dress_results (*model*)

Warning: deprecated

cobra.core.Species module

class cobra.core.Species.**Species** (*id=None, name=None*)

Bases: *cobra.core.Object.Object*

Species is a class for holding information regarding a chemical Species

__getstate__ ()

Remove the references to container reactions when serializing to avoid problems associated with recursion.

copy ()

When copying a reaction, it is necessary to deepcopy the components so the list references aren't carried over.

Additionally, a copy of a reaction is no longer in a cobra.Model.

This should be fixed with self.__deepcopy__ if possible

model

reactions

Module contents

14.1.2 cobra.design package

Submodules

cobra.design.design_algorithms module

cobra.design.design_algorithms.**dual_problem** (*model*, *objective_sense='maximize'*,
integer_vars_to_maintain=[], *already_irreversible=False*, *copy=True*,
dual_maximum=1000)

Return a new model representing the dual of the model.

Make the problem irreversible, then take the dual. Convert the problem:

$$\text{Maximize } (c^T)x \text{ subject to } Ax \leq b, \ x \geq 0$$

which is something like this in COBRApy:

```

Maximize sum(objective_coefficient_j * reaction_j for all j)
s.t.
sum(coefficients_i_j * reaction_j for all j) <= metabolite_bound_i
reaction_j <= upper_bound_j
reaction_j >= 0

```

to the problem:

```

Minimize (b^T)w subject to (A^T)w >= c, w >= 0

```

which is something like this in COBRApy (S matrix is m x n):

```

Minimize sum( metabolite_bound_i * dual_i for all i ) +
sum( upper_bound_j * dual_m+j for all j ) +
s.t.
sum( coefficient_i_j * dual_i for all i ) +
sum( dual_2m+j' for all j' ) >= objective_coefficient_j
dual_k >= 0

```

Parameters

- **model** (*Model*) – The COBRA model.
- **objective_sense** (*str*) – The objective sense of the starting problem, either ‘maximize’ or ‘minimize’. A minimization problems will be converted to a maximization before taking the dual. This function always returns a minimization problem.
- **integer_vars_to_maintain** (*[str]*) – A list of IDs for Boolean integer variables to be maintained in the dual problem. See ‘Maintaining integer variables’ below for more details.
- **already_irreversible** (*bool*) – If True, then do not convert the model to irreversible.
- **copy** (*bool*) – If True, then make a copy of the model before modifying it. This is not necessary if already_irreversible is True.
- **dual_maximum** (*float or int*) – The upper bound for dual variables.

Maintaining integer variables

The argument `integer_vars_to_maintain` can be used to specify certain Boolean integer variables that will be maintained in the dual problem. This makes it possible to join outer and inner problems in a bi-level MILP. The method for maintaining integer variables is described by Tepper and Shlomi, 2010:

Tepper N, Shlomi T. Predicting metabolic engineering knockout strategies for chemical production: accounting for competing pathways. *Bioinformatics*. 2010;26(4):536-43. <https://doi.org/10.1093/bioinformatics/btp704>.

In COBRApy, this roughly translates to transforming (decision variables p, integer constraints o):

```

Maximize (c^T)x subject to (A_x)x + (A_y)y <= b, x >= 0

(1) Maximize sum(objective_coefficient_j * reaction_j for all j)
s.t.
(2) sum(coeff_i_j * reaction_j for all j) +
sum(decision_coeff_i_j * decision_var_j for all j)
<= metabolite_bound_i
(3) reaction_j <= upper_bound_j
(4) reaction_j >= 0

```

to the problem:

```
Minimize (b - (A_y)y)^T w subject to (A_x^T)w >= c, w >= 0
```

which linearizes to (with auxiliary variables z):

```
Minimize (b^T)w - { ((A_y)y)^T w with yw --> z }
subject to (A_x^T)w >= c, linearization constraints, w >= 0
  Linearization constraints: z <= w_max * y, z <= w,
                           z >= w - w_max * (1 - y), z >= 0

(5) Minimize sum( metabolite_bound_i * dual_i          for all i ) +
      sum( upper_bound_j * dual_m+j          for all j ) +
      - sum( decision_coeff_i_j * auxiliary_var_i_j
            for all combinations i, j )
      s.t.
(6) - sum( coefficient_i_j * dual_i for all i ) - dual_m+j
    <= - objective_coefficient_j
(7)  auxiliary_var_i_j - dual_maximum * decision_var_j          <= 0
(8)  auxiliary_var_i_j - dual_i                                  <= 0
(9) - auxiliary_var_i_j + dual_i + dual_maximum * decision_var_j
    <= dual_maximum
(10) dual_maximum >= dual_i          >= 0
(11) dual_maximum >= dual_m+j        >= 0
(12) dual_maximum >= auxiliary_var_i_j >= 0
(13) 1 >= decision_var_j            >= 0
```

Zachary King 2015

```
cobra.design.design_algorithms.run_optknock(optknock_problem, solver=None,
                                             tolerance_integer=1e-09, **kwargs)
```

Run the OptKnock problem created with set_up_optknock.

Parameters

- **optknock_problem** (*Model*) – The problem generated by set_up_optknock.
- **solver** (*str*) – The name of the preferred solver.
- **tolerance_integer** (*float*) – The integer tolerance for the MILP.
- ****kwargs** – Keyword arguments are passed to Model.optimize().

Zachary King 2015

```
cobra.design.design_algorithms.set_up_optknock(model, chemical_objective,
                                                knockable_reactions,
                                                biomass_objective=None,
                                                n_knockouts=5,
                                                n_knockouts_required=True,
                                                dual_maximum=1000, copy=True)
```

Set up the OptKnock problem described by Burgard et al., 2003:

Burgard AP, Pharkya P, Maranas CD. Optknock: a bilevel programming framework for identifying gene knockout strategies for microbial strain optimization. Biotechnol Bioeng. 2003;84(6):647-57. <https://doi.org/10.1002/bit.10803>.

Parameters

- **model** (*Model*) – A COBRA model.
- **chemical_objective** (*str*) – The ID of the reaction to maximize in the outer problem.
- **knockable_reactions** (*[str]*) – A list of reaction IDs that can be knocked out.

- **biomass_objective** (*str*) – The ID of the reaction to maximize in the inner problem. By default, this is the existing objective function in the passed model.
- **n_knockouts** (*int*) – The number of knockouts allowable.
- **n_knockouts_required** (*bool*) – Require exactly the number of knockouts specified by **n_knockouts**.
- **dual_maximum** (*float or int*) – The upper bound for dual variables.
- **copy** (*bool*) – Copy the model before making any modifications.

Zachary King 2015

Module contents

14.1.3 cobra.flux_analysis package

Submodules

cobra.flux_analysis.deletion_worker module

```
class cobra.flux_analysis.deletion_worker.CobraDeletionMockPool (cobra_model,
                                                                n_processes=1,
                                                                solver=None,
                                                                **kwargs)
```

Bases: `object`

Mock pool solves LP's in the same process

receive_all ()

receive_one ()

start ()

submit (*indexes, label=None*)

terminate ()

```
class cobra.flux_analysis.deletion_worker.CobraDeletionPool (cobra_model,
                                                            n_processes=None,
                                                            solver=None,
                                                            **kwargs)
```

Bases: `object`

A pool of workers for solving deletions

submit jobs to the pool using **submit** and recieve results using **receive_all**

pids

receive_all ()

receive_one ()

This function blocks

start ()

submit (*indexes, label=None*)

terminate ()

```
cobra.flux_analysis.deletion_worker.compute_fba_deletion(lp, solver_object, model,
                                                         indexes, **kwargs)
```

```
cobra.flux_analysis.deletion_worker.compute_fba_deletion_worker(cobra_model,
                                                                solver,
                                                                job_queue,
                                                                output_queue,
                                                                **kwargs)
```

cobra.flux_analysis.double_deletion module

```
cobra.flux_analysis.double_deletion.double_deletion(cobra_model,          ele-
                                                    ment_list_1=None,          ele-
                                                    element_list_2=None,          ele-
                                                    ment_type='gene', **kwargs)
```

Wrapper for double_gene_deletion and double_reaction_deletion

Deprecated since version 0.4: Use double_reaction_deletion and double_gene_deletion

```
cobra.flux_analysis.double_deletion.double_gene_deletion(cobra_model,
                                                         gene_list1=None,
                                                         gene_list2=None,
                                                         method='fba',          re-
                                                         turn_frame=False,
                                                         solver=None,
                                                         zero_cutoff=1e-12,
                                                         **kwargs)
```

sequentially knocks out pairs of genes in a model

cobra_model [*Model*] cobra model in which to perform deletions

gene_list1 [*Gene*:] (or their id's) Genes to be deleted. These will be the rows in the result. If not provided, all reactions will be used.

gene_list2 [*Gene*:] (or their id's) Genes to be deleted. These will be the rows in the result. If not provided, reaction_list1 will be used.

method: "fba" or "moma" Procedure used to predict the growth rate

solver: str for solver name This must be a QP-capable solver for MOMA. If left unspecified, a suitable solver will be automatically chosen.

zero_cutoff: float When checking to see if a value is 0, this threshold is used.

number_of_processes: int for number of processes to use. If unspecified, the number of parallel processes to use will be automatically determined. Setting this to 1 explicitly disables use of the multiprocessing library.

Note: multiprocessing is not supported with method=moma

return_frame: bool If true, formats the results as a pandas.DataFrame. Otherwise returns a dict of the form: {"x": row_labels, "y": column_labels, "data": 2D matrix}

```
cobra.flux_analysis.double_deletion.double_reaction_deletion(cobra_model, re-
                                                                action_list1=None,
                                                                reac-
                                                                tion_list2=None,
                                                                method='fba', re-
                                                                turn_frame=False,
                                                                solver=None,
                                                                zero_cutoff=1e-12,
                                                                **kwargs)
```

sequentially knocks out pairs of reactions in a model

cobra_model [*Model*] cobra model in which to perform deletions

reaction_list1 [[*Reaction*:] (or their id's)] Reactions to be deleted. These will be the rows in the result. If not provided, all reactions will be used.

reaction_list2 [[*Reaction*:] (or their id's)] Reactions to be deleted. These will be the rows in the result. If not provided, reaction_list1 will be used.

method: "fba" or "moma" Procedure used to predict the growth rate

solver: str for solver name This must be a QP-capable solver for MOMA. If left unspecified, a suitable solver will be automatically chosen.

zero_cutoff: float When checking to see if a value is 0, this threshold is used.

return_frame: bool If true, formats the results as a pandas.DataFrame. Otherwise returns a dict of the form: {"x": row_labels, "y": column_labels", "data": 2D matrix}

```
cobra.flux_analysis.double_deletion.format_results_frame(row_ids, col-
                                                            umn_ids, matrix, re-
                                                            turn_frame=False)
```

format results as a pandas.DataFrame if desired/possible

Otherwise returns a dict of {"x": row_ids, "y": column_ids", "data": result_matrix}

```
cobra.flux_analysis.double_deletion.generate_matrix_indexes(ids1, ids2)
map an identifier to an entry in the square result matrix
```

```
cobra.flux_analysis.double_deletion.yield_upper_tria_indexes(ids1, ids2,
                                                                id_to_index)
```

gives the necessary indexes in the upper triangle

ids1 and ids2 are lists of the identifiers i.e. gene id's or reaction indexes to be knocked out. id_to_index maps each identifier to its index in the result matrix.

Note that this does not return indexes for the diagonal. Those have to be computed separately.

cobra.flux_analysis.essentiality module

```
cobra.flux_analysis.essentiality.assess_medium_component_essentiality(cobra_model,
                                                                the_components=None,
                                                                the_medium=None,
                                                                medium_compartment='e',
                                                                solver='glpk',
                                                                the_condition=None,
                                                                method='fba')
```

Determines which components in an in silico medium are essential for growth in the context of the remaining components.

cobra_model: A Model object.

`the_components`: None or a list of external boundary reactions that will be sequentially disabled.

`the_medium`: Is None, a string, or a dictionary. If a string then the `initialize_growth_medium` function expects that the `model` has an attribute dictionary called `media_compositions`, which is a dictionary of dictionaries for various medium compositions. Where a medium composition is a dictionary of external boundary reaction ids for the medium components and the external boundary fluxes for each medium component.

`medium_compartment`: the compartment in which the boundary reactions supplying the medium components exist

NOTE: that these fluxes must be negative because the convention is backwards means something is feed into the system.

`solver`: 'glpk', 'gurobi', or 'cplex'

`returns`: `essentiality_dict`: A dictionary providing the maximum growth rate accessible when the respective component is removed from the medium.

cobra.flux_analysis.gapfilling module

```
cobra.flux_analysis.gapfilling.SMILEY(model, metabolite_id, Universal,
                                       dm_rxns=False, ex_rxns=False, penalties=None,
                                       **solver_parameters)
```

runs the SMILEY algorithm to determine which gaps should be filled in order for the model to create the metabolite with the given `metabolite_id`.

This function is good for running the algorithm once. For more fine-grained control, create a `SUXModelMILP` object, add a demand reaction for the given `metabolite_id`, and call the `solve` function on the `SUXModelMILP` object.

```
class cobra.flux_analysis.gapfilling.SUXModelMILP(model, Universal=None, thresh-
                                                  old=0.05, penalties=None,
                                                  dm_rxns=True, ex_rxns=False)
```

Bases: `cobra.core.Model.Model`

Model with additional Universal and Exchange reactions. Adds corresponding dummy reactions and dummy metabolites for each added reaction which are used to impose MILP constraints to minimize the total number of added reactions. See the figure for more information on the structure of the matrix.

add_reactions (*reactions*)

solve (*solver=None, iterations=1, debug=False, time_limit=100, **solver_parameters*)
solve the MILP problem

```
cobra.flux_analysis.gapfilling.growMatch(model, Universal, dm_rxns=False,
                                         ex_rxns=False, penalties=None,
                                         **solver_parameters)
```

runs growMatch

cobra.flux_analysis.loopless module

```
cobra.flux_analysis.loopless.construct_loopless_model(cobra_model)
construct a loopless model
```

This adds MILP constraints to prevent flux from proceeding in a loop, as done in <http://dx.doi.org/10.1016/j.bpj.2010.12.3707> Please see the documentation for an explanation of the algorithm.

This must be solved with an MILP capable solver.

cobra.flux_analysis.moma module

```
cobra.flux_analysis.moma.create_euclidian_distance_lp(moma_model, solver)
```

`cobra.flux_analysis.moma.create_euclidian_distance_objective(n_moma_reactions)`
returns a matrix which will minimize the euclidian distance

This matrix has the structure $\begin{bmatrix} I & -I \\ -I & I \end{bmatrix}$ where I is the identity matrix the same size as the number of reactions in the original model.

n_moma_reactions: int This is the number of reactions in the MOMA model, which should be twice the number of reactions in the original model

```
cobra.flux_analysis.moma.create_euclidian_moma_model(cobra_model, wt_model=None,
                                                    **solver_args)
```

```
cobra.flux_analysis.moma.moma(wt_model, mutant_model, solver=None, **solver_args)
```

```
cobra.flux_analysis.moma.moma_knockout(moma_model, moma_objective, reaction_indexes,
                                       **moma_args)
```

computes result of reaction_knockouts using moma

```
cobra.flux_analysis.moma.solve_moma_model(moma_model, objective_id, solver=None,
                                       **solver_args)
```

cobra.flux_analysis.parsimonious module

```
cobra.flux_analysis.parsimonious.optimize_minimal_flux(cobra_model,
                                                        already_irreversible=False,
                                                        fraction_of_optimum=1.0,
                                                        solver=None,
                                                        desired_objective_value=None,
                                                        **optimize_kwargs)
```

Perform basic pFBA (parsimonious FBA) and minimize total flux.

The function attempts to act as a drop-in replacement for optimize. It will make the reaction reversible and perform an optimization, then force the objective value to remain the same and minimize the total flux. Finally, it will convert the reaction back to the irreversible form it was in before. See <http://dx.doi.org/10.1038/msb.2010.47>

`cobra_model` : *Model* object

already_irreversible [bool, optional] By default, the model is converted to an irreversible one. However, if the model is already irreversible, this step can be skipped

fraction_of_optimum [float, optional] Fraction of optimum which must be maintained. The original objective reaction is constrained to be greater than maximal_value * fraction_of_optimum. By default, this option is specified to be 1.0

desired_objective_value [float, optional] A desired objective value for the minimal solution that bypasses the initial optimization result.

solver [string of solver name] If None is given, the default solver will be used.

Updates everything in-place, returns model to original state at end.

cobra.flux_analysis.phenotype_phase_plane module

```
cobra.flux_analysis.phenotype_phase_plane.calculate_phenotype_phase_plane(model,
                                                                           reac-
                                                                           tion1_name,
                                                                           reac-
                                                                           tion2_name,
                                                                           reac-
                                                                           tion1_range_max=20,
                                                                           reac-
                                                                           tion2_range_max=20,
                                                                           reac-
                                                                           tion1_npoints=50,
                                                                           reac-
                                                                           tion2_npoints=50,
                                                                           solver=None,
                                                                           n_processes=1,
                                                                           tolerance=1e-06)
```

calculates the growth rates while varying the uptake rates for two reactions.

Returns a *phenotypePhasePlaneData* object containing the growth rates for the uptake rates. To plot the result, call the plot function of the returned object.

Example

```
>>> import cobra.test
>>> model = cobra.test.create_test_model("textbook")
>>> ppp = calculate_phenotype_phase_plane(model, "EX_glc__D_e", "EX_o2_e")
>>> ppp.plot()
```

```
class cobra.flux_analysis.phenotype_phase_plane.phenotypePhasePlaneData(reaction1_name,
                                                                           reac-
                                                                           tion2_name,
                                                                           reac-
                                                                           tion1_range_max,
                                                                           reac-
                                                                           tion2_range_max,
                                                                           reac-
                                                                           tion1_npoints,
                                                                           reac-
                                                                           tion2_npoints)
```

Bases: `object`

class to hold results of a phenotype phase plane analysis

plot()

plot the phenotype phase plane in 3D using any available backend

plot_matplotlib(*theme='Paired', scale_grid=False*)

Use matplotlib to plot a phenotype phase plane in 3D.

theme: color theme to use (requires palettable)

returns: matplotlib 3d subplot object

plot_mayavi()

Use mayavi to plot a phenotype phase plane in 3D. The resulting figure will be quick to interact with in real time, but might be difficult to save as a vector figure. returns: mlab figure object

segment (*threshold=0.01*)

attempt to segment the data and identify the various phases

cobra.flux_analysis.reaction module

`cobra.flux_analysis.reaction.assess` (*model*, *reaction*, *flux_coefficient_cutoff=0.001*,
solver=None)

Assesses the capacity of the model to produce the precursors for the reaction and absorb the production of the reaction while the reaction is operating at, or above, the specified cutoff.

model: A *Model* object

reaction: A *Reaction* object

flux_coefficient_cutoff: Float. The minimum flux that reaction must carry to be considered active.

solver : String or solver name. If None, the default solver will be used.

returns: True if the model can produce the precursors and absorb the products for the reaction operating at, or above, flux_coefficient_cutoff. Otherwise, a dictionary of {'precursor': Status, 'product': Status}. Where Status is the results from assess_precursors and assess_products, respectively.

`cobra.flux_analysis.reaction.assess_precursors` (*model*, *reaction*,
flux_coefficient_cutoff=0.001,
solver=None)

Assesses the ability of the model to provide sufficient precursors for a reaction operating at, or beyond, the specified cutoff.

model: A *Model* object

reaction: A *Reaction* object

flux_coefficient_cutoff: Float. The minimum flux that reaction must carry to be considered active.

solver : String or solver name. If None, the default solver will be used.

returns: True if the precursors can be simultaneously produced at the specified cutoff. False, if the model has the capacity to produce each individual precursor at the specified threshold but not all precursors at the required level simultaneously. Otherwise a dictionary of the required and the produced fluxes for each reactant that is not produced in sufficient quantities.

`cobra.flux_analysis.reaction.assess_products` (*model*, *reaction*,
flux_coefficient_cutoff=0.001,
solver=None)

Assesses whether the model has the capacity to absorb the products of a reaction at a given flux rate. Useful for identifying which components might be blocking a reaction from achieving a specific flux rate.

model: A *Model* object

reaction: A *Reaction* object

flux_coefficient_cutoff: Float. The minimum flux that reaction must carry to be considered active.

solver : String or solver name. If None, the default solver will be used.

returns: True if the model has the capacity to absorb all the reaction products being simultaneously given the specified cutoff. False, if the model has the capacity to absorb each individual product but not all products at the required level simultaneously. Otherwise a dictionary of the required and the capacity fluxes for each product that is not absorbed in sufficient quantities.

cobra.flux_analysis.single_deletion module

```
cobra.flux_analysis.single_deletion.single_deletion(cobra_model,          ele-
                                                    ment_list=None,          ele-
                                                    ment_type='gene', **kwargs)
```

Wrapper for single_gene_deletion and single_reaction_deletion

Deprecated since version 0.4: Use single_reaction_deletion and single_gene_deletion

```
cobra.flux_analysis.single_deletion.single_gene_deletion(cobra_model,
                                                           gene_list=None,
                                                           solver=None,
                                                           method='fba',
                                                           **solver_args)
```

sequentially knocks out each gene in a model

gene_list: list of gene_ids or cobra.Gene

method: “fba” or “moma”

returns ({gene_id: growth_rate}, {gene_id: status})

```
cobra.flux_analysis.single_deletion.single_gene_deletion_fba(cobra_model,
                                                                gene_list,
                                                                solver=None,
                                                                **solver_args)
```

```
cobra.flux_analysis.single_deletion.single_gene_deletion_moma(cobra_model,
                                                                gene_list,
                                                                solver=None,
                                                                **solver_args)
```

```
cobra.flux_analysis.single_deletion.single_reaction_deletion(cobra_model, re-
                                                                action_list=None,
                                                                solver=None,
                                                                method='fba',
                                                                **solver_args)
```

sequentially knocks out each reaction in a model

reaction_list: list of reaction_ids or cobra.Reaction

method: “fba” or “moma”

returns ({reaction_id: growth_rate}, {reaction_id: status})

```
cobra.flux_analysis.single_deletion.single_reaction_deletion_fba(cobra_model,
                                                                    reaction_list,
                                                                    solver=None,
                                                                    **solver_args)
```

sequentially knocks out each reaction in a model using FBA

reaction_list: list of reaction_ids or cobra.Reaction

method: “fba” or “moma”

returns ({reaction_id: growth_rate}, {reaction_id: status})

```
cobra.flux_analysis.single_deletion.single_reaction_deletion_moma(cobra_model,
                                                                    reac-
                                                                    tion_list,
                                                                    solver=None,
                                                                    **solver_args)
```

sequentially knocks out each reaction in a model using MOMA

reaction_list: list of reaction_ids or cobra.Reaction

returns ({reaction_id: growth_rate}, {reaction_id: status})

cobra.flux_analysis.summary module

```
cobra.flux_analysis.summary.format_long_string(string, max_length)
```

```
cobra.flux_analysis.summary.metabolite_summary(met, threshold=0.01, fva=False,
                                                floatfmt='.3g', **solver_args)
```

Print a summary of the reactions which produce and consume this metabolite

threshold: float a value below which to ignore reaction fluxes

fva: float (0->1), or None Whether or not to include flux variability analysis in the output. If given, fva should be a float between 0 and 1, representing the fraction of the optimum objective to be searched.

floatfmt: string format method for floats, passed to tabulate. Default is '.3g'.

```
cobra.flux_analysis.summary.model_summary(model, threshold=1e-08, fva=None,
                                            floatfmt='.3g', **solver_args)
```

Print a summary of the input and output fluxes of the model.

threshold: float tolerance for determining if a flux is zero (not printed)

fva: int or None Whether or not to calculate and report flux variability in the output summary

floatfmt: string format method for floats, passed to tabulate. Default is '.3g'.

cobra.flux_analysis.variability module

```
cobra.flux_analysis.variability.calculate_lp_variability(lp, solver, cobra_model, reaction_list,
                                                         **solver_args)
```

calculate max and min of selected variables in an LP

```
cobra.flux_analysis.variability.find_blocked_reactions(cobra_model, reaction_list=None,
                                                         solver=None,
                                                         zero_cutoff=1e-09,
                                                         open_exchanges=False,
                                                         **solver_args)
```

Finds reactions that cannot carry a flux with the current exchange reaction settings for cobra_model, using flux variability analysis.

```
cobra.flux_analysis.variability.flux_variability_analysis(cobra_model, reaction_list=None,
                                                            fraction_of_optimum=1.0,
                                                            solver=None, objective_sense='maximize',
                                                            **solver_args)
```

Runs flux variability analysis to find max/min flux values

`cobra_model` : *Model*:

reaction_list [list of *Reaction*: or their id's] The id's for which FVA should be run. If this is None, the bounds will be computed for all reactions in the model.

fraction_of_optimum [fraction of optimum which must be maintained.] The original objective reaction is constrained to be greater than `maximal_value * fraction_of_optimum`

solver [string of solver name] If None is given, the default solver will be used.

Module contents

14.1.4 cobra.io package

Submodules

cobra.io.json module

`cobra.io.json.from_json(jsons)`

Load cobra model from a json string

`cobra.io.json.gene_from_dict(gene)`

`cobra.io.json.gene_to_dict(gene)`

`cobra.io.json.load_json_model(file_name)`

Load a cobra model stored as a json file

`file_name` : str or file-like object

`cobra.io.json.metabolite_from_dict(metabolite)`

`cobra.io.json.metabolite_to_dict(metabolite)`

`cobra.io.json.reaction_from_dict(reaction, model)`

`cobra.io.json.reaction_to_dict(reaction)`

`cobra.io.json.save_json_model(model, file_name, pretty=False)`

Save the cobra model as a json file.

`model` : *Model* object

`file_name` : str or file-like object

`cobra.io.json.to_json(model)`

Save the cobra model as a json string

cobra.io.mat module

`cobra.io.mat.create_mat_dict(model)`

create a dict mapping model attributes to arrays

`cobra.io.mat.from_mat_struct(mat_struct, model_id=None)`

create a model from the COBRA toolbox struct

The struct will be a dict read in by `scipy.io.loadmat`

`cobra.io.mat.load_matlab_model(infile_path, variable_name=None)`

Load a cobra model stored as a .mat file

`infile_path` : str

variable_name [str, optional] The variable name of the model in the .mat file. If this is not specified, then the first MATLAB variable which looks like a COBRA model will be used

`cobra.io.mat.model_to_pymatbridge(model, variable_name='model', matlab=None)`

send the model to a MATLAB workspace through pymatbridge

This model can then be manipulated through the COBRA toolbox

variable_name: str The variable name to which the model will be assigned in the MATLAB workspace

matlab: None or pymatbridge.Matlab instance The MATLAB workspace to which the variable will be sent. If this is None, then this will be sent to the same environment used in IPython magics.

`cobra.io.mat.save_matlab_model(model, file_name, varname=None)`

Save the cobra model as a .mat file.

This .mat file can be used directly in the MATLAB version of COBRA.

model : *Model* object

file_name : str or file-like object

cobra.io.sbml module

`cobra.io.sbml.add_sbml_species(sbml_model, cobra_metabolite, note_start_tag, note_end_tag, boundary_metabolite=False)`

A helper function for adding cobra metabolites to an sbml model.

sbml_model: sbml_model object

cobra_metabolite: a cobra.Metabolite object

note_start_tag: the start tag for parsing cobra notes. this will eventually be supplanted when COBRA is worked into sbml.

note_end_tag: the end tag for parsing cobra notes. this will eventually be supplanted when COBRA is worked into sbml.

`cobra.io.sbml.create_cobra_model_from_sbml_file(sbml_filename, old_sbml=False, legacy_metabolite=False, print_time=False, use_hyphens=False)`

convert an SBML XML file into a cobra.Model object. Supports SBML Level 2 Versions 1 and 4. The function will detect if the SBML fbc package is used in the file and run the converter if the fbc package is used.

sbml_filename: String.

old_sbml: Boolean. Set to True if the XML file has metabolite formula appended to metabolite names. This was a poorly designed artifact that persists in some models.

legacy_metabolite: Boolean. If True then assume that the metabolite id has the compartment id appended after an underscore (e.g. _c for cytosol). This has not been implemented but will be soon.

print_time: deprecated

use_hyphens: Boolean. If True, double underscores (__) in an SBML ID will be converted to hyphens

`cobra.io.sbml.fix_legacy_id(id, use_hyphens=False, fix_compartments=False)`

`cobra.io.sbml.get_libsbml_document(cobra_model, sbml_level=2, sbml_version=1, print_time=False, use_fbc_package=True)`

Return a libsbml document object for writing to a file. This function is used by `write_cobra_model_to_sbml_file()`.

```
cobra.io.sbml.parse_legacy_id(the_id, the_compartment=None, the_type='metabolite',  
                             use_hyphens=False)
```

Deals with a bunch of problems due to bigg.ucsd.edu not following SBML standards

the_id: String.

the_compartment: String.

the_type: String. Currently only 'metabolite' is supported

use_hyphens: Boolean. If True, double underscores (__) in an SBML ID will be converted to hyphens

```
cobra.io.sbml.parse_legacy_sbml_notes(note_string, note_delimiter=':')
```

Deal with legacy SBML format issues arising from the COBRA Toolbox for MATLAB and BiGG.ucsd.edu developers.

```
cobra.io.sbml.read_legacy_sbml(filename, use_hyphens=False)
```

read in an sbml file and fix the sbml id's

```
cobra.io.sbml.write_cobra_model_to_sbml_file(cobra_model, sbml_filename,  
                                             sbml_level=2, sbml_version=1,  
                                             print_time=False, use_fbc_package=True)
```

Write a cobra.Model object to an SBML XML file.

cobra_model: [Model](#) object

sbml_filename: The file to write the SBML XML to.

sbml_level: 2 is the only level supported at the moment.

sbml_version: 1 is the only version supported at the moment.

use_fbc_package: Boolean. Convert the model to the FBC package format to improve portability.
[http://sbml.org/Documents/Specifications/SBML_Level_3/Packages/Flux_Balance_Constraints_\(flux\)](http://sbml.org/Documents/Specifications/SBML_Level_3/Packages/Flux_Balance_Constraints_(flux))

TODO: Update the NOTES to match the SBML standard and provide support for Level 2 Version 4

cobra.io.sbml3 module

```
class cobra.io.sbml3.Basic
```

Bases: [object](#)

```
exception cobra.io.sbml3.CobraSBMLError
```

Bases: [Exception](#)

```
cobra.io.sbml3.annotate_cobra_from_sbml(cobra_element, sbml_element)
```

```
cobra.io.sbml3.annotate_sbml_from_cobra(sbml_element, cobra_element)
```

```
cobra.io.sbml3.clip(string, prefix)
```

clips a prefix from the beginning of a string if it exists

```
>>> clip("R_pgi", "R_")  
"pgi"
```

```
cobra.io.sbml3.construct_gpr_xml(parent, expression)
```

create gpr xml under parent node

```
cobra.io.sbml3.get_attrib(tag, attribute, type=<function <lambda>>, require=False)
```

```
cobra.io.sbml3.indent_xml(elem, level=0)
```

indent xml for pretty printing

```
cobra.io.sbml3.model_to_xml(cobra_model, units=True)
```



```
cobra.io.sbml3.ns(query)
    replace prefixes with namespace

cobra.io.sbml3.parse_stream(filename)
    parses filename or compressed stream to xml

cobra.io.sbml3.parse_xml_into_model(xml, number=<class 'float'>)

cobra.io.sbml3.read_sbml_model(filename, number=<class 'float'>, **kwargs)

cobra.io.sbml3.set_attrib(xml, attribute_name, value)

cobra.io.sbml3.strnum(number)
    Utility function to convert a number to a string

cobra.io.sbml3.validate_sbml_model(filename, check_model=True)
    Returns the model along with a list of errors.
```

Parameters

- **filename** (*str*) – The filename of the SBML model to be validated.
- **check_model** (*bool*, *optional*) – Whether to also check some basic model properties such as reaction boundaries and compartment formulas.

Returns

- **model** (*Model* object) – The cobra model if the file could be read successfully or None otherwise.
- **errors** (*dict*) – Warnings and errors grouped by their respective types.

Raises *CobraSBMLError* – If the file is not a valid SBML Level 3 file with FBC.

```
cobra.io.sbml3.write_sbml_model(cobra_model, filename, use_fbc_package=True, **kwargs)
```

Module contents

14.1.5 cobra.manipulation package

Submodules

cobra.manipulation.annotate module

```
cobra.manipulation.annotate.add_SBO(model)
    adds SBO terms for demands and exchanges
```

This works for models which follow the standard convention for constructing and naming these reactions.

The reaction should only contain the single metabolite being exchanged, and the id should be EX_metid or DM_metid

cobra.manipulation.delete module

```
cobra.manipulation.delete.delete_model_genes(cobra_model, gene_list,
                                              cumulative_deletions=True,
                                              deletable_orphans=False)
```

delete_model_genes will set the upper and lower bounds for reactions catalysed by the genes in gene_list if deleting the genes means that the reaction cannot proceed according to cobra_model.reactions[:].gene_reaction_rule

cumulative_deletions: False or True. If True then any previous deletions will be maintained in the model.

```
cobra.manipulation.delete.find_gene_knockout_reactions(cobra_model,  
                                                    gene_list,  
                                                    compiled_gene_reaction_rules=None)
```

identify reactions which will be disabled when the genes are knocked out

cobra_model: *Model*

gene_list: iterable of *Gene*

compiled_gene_reaction_rules: dict of {*reaction_id*: *compiled_string*} If provided, this gives pre-compiled *gene_reaction_rule* strings. The compiled rule strings can be evaluated much faster. If a rule is not provided, the regular expression evaluation will be used. Because not all *gene_reaction_rule* strings can be evaluated, this dict must exclude any rules which can not be used with eval.

```
cobra.manipulation.delete.get_compiled_gene_reaction_rules(cobra_model)
```

Generates a dict of compiled *gene_reaction_rules*

Any *gene_reaction_rule* expressions which cannot be compiled or do not evaluate after compiling will be excluded. The result can be used in the *find_gene_knockout_reactions* function to speed up evaluation of these rules.

```
cobra.manipulation.delete.prune_unused_metabolites(cobra_model)
```

Removes metabolites that aren't involved in any reactions in the model

cobra_model: A *Model* object.

```
cobra.manipulation.delete.prune_unused_reactions(cobra_model)
```

Removes reactions from *cobra_model*.

cobra_model: A *Model* object.

reactions_to_prune: None, a string matching a *reaction.id*, a *cobra.Reaction*, or as list of the ids / Reactions to remove from *cobra_model*. If None then the function will delete reactions that have no active metabolites in the model.

```
cobra.manipulation.delete.remove_genes(cobra_model, gene_list, remove_reactions=True)
```

remove genes entirely from the model

This will also simplify all *gene_reaction_rules* with this gene inactivated.

```
cobra.manipulation.delete.undelete_model_genes(cobra_model)
```

Undoes the effects of a call to *delete_model_genes* in place.

cobra_model: A *cobra.Model* which will be modified in place

cobra.manipulation.modify module

```
cobra.manipulation.modify.canonical_form(model,  
                                         objective_sense='maximize',  
                                         already_irreversible=False, copy=True)
```

Return a model (problem in *canonical_form*).

Converts a minimization problem to a maximization, makes all variables positive by making reactions irreversible, and converts all constraints to \leq constraints.

model: class:~*cobra.core.Model*. The model/problem to convert.

objective_sense: str. The objective sense of the starting problem, either 'maximize' or 'minimize'. A minimization problems will be converted to a maximization.

already_irreversible: bool. If the model is already irreversible, then pass True.

copy: bool. Copy the model before making any modifications.

These two reactions will proceed in opposite directions. This guarantees that all reactions in the model will only allow positive flux values, which is useful for some modeling problems.

```
cobra.manipulation.modify.escape_ID(cobra_model)
```

[illegible]

the_medium: A string, or a dictionary. If a string then the `initialize_growth_medium` function expects that the `model` has an attribute dictionary called `media_compositions`, which is a dictionary of dictionaries for various medium compositions. Where a medium composition is a dictionary of external boundary reaction ids for the medium components and the external boundary fluxes for each medium component.

external_boundary_reactions: None or a list of external_boundaries that are to have their bounds reset. This acts in conjunction with external_boundary_compartment.

reaction_upper_bound: Float. The default value to use for the upper bound for the boundary.

reactions_to_disable: List of reactions for which the upper and lower bounds are disabled. This is superceded by the contents of media composition

```
cobra.manipulation.modify.rename_genes(cobra_model, rename_dict)
```

```
cobra.manipulation.modify.revert_to_reversible(cobra_model, update_solution=True)
```

cobra_model: A cobra.Model which will be modified in place.

```
cobra.manipulation.validate.check mass balance(model)
```

```
cobra.manipulation.validate.check metabolite compartment formula(model)
```

```
cobra.manipulation.validate.check_reaction_bounds(model)
```

Module contents

14.1.6 cobra.topology package

Submodules

cobra.topology.reporter_metabolites module

```
cobra.topology.reporter_metabolites.identify_reporter_metabolites(cobra_model,  
                                                                    reaction_scores_dict,  
                                                                    number_of_randomizations=1000,  
                                                                    scoring_metric='default',  
                                                                    score_type='p',  
                                                                    entire_network=False,  
                                                                    background_correction=True,  
                                                                    ignore_external_boundary_reactions=
```

Calculate the aggregate Z-score for the metabolites in the model. Ignore reactions that are solely spontaneous or orphan. Allow the scores to have multiple columns / experiments. This will change the way the output is represented.

cobra_model: A cobra.Model object

TODO: CHANGE TO USING DICTIONARIES for the_reactions: the_scores

reaction_scores_dict: A dictionary where the keys are reactions in *cobra_model.reactions* and the values are the scores. Currently, only supports a single numeric value as the value; however, this will be updated to allow for lists

number_of_randomizations: Integer. Number of random shuffles of the scores to assess which are significant.

scoring_metric: default means divide by $k*0.5$

score_type: 'p' Is the only option at the moment and indicates p-value.

entire_network: Boolean. Currently, only compares scores calculated from the_reactions

background_correction: Boolean. If True apply background correction to the aggregate Z-score

ignore_external_boundary_reactions: Not yet implemented. Boolean. If True do not count exchange reactions when calculating the score.

Module contents

14.2 Module contents

Indices and tables

- `genindex`
- `modindex`
- `search`

C

[cobra](#), 80
[cobra.core](#), 62
[cobra.core.ArrayBasedModel](#), 53
[cobra.core.DictList](#), 54
[cobra.core.Formula](#), 55
[cobra.core.Gene](#), 56
[cobra.core.Metabolite](#), 56
[cobra.core.Model](#), 57
[cobra.core.Object](#), 59
[cobra.core.Reaction](#), 59
[cobra.core.Solution](#), 61
[cobra.core.Species](#), 62
[cobra.design](#), 65
[cobra.design.design_algorithms](#), 62
[cobra.flux_analysis](#), 74
[cobra.flux_analysis.deletion_worker](#), 65
[cobra.flux_analysis.double_deletion](#), 66
[cobra.flux_analysis.essentiality](#), 67
[cobra.flux_analysis.gapfilling](#), 68
[cobra.flux_analysis.loopless](#), 68
[cobra.flux_analysis.moma](#), 69
[cobra.flux_analysis.parsimonious](#), 69
[cobra.flux_analysis.phenotype_phase_plane](#), 70
[cobra.flux_analysis.reaction](#), 71
[cobra.flux_analysis.single_deletion](#), 72
[cobra.flux_analysis.summary](#), 73
[cobra.flux_analysis.variability](#), 73
[cobra.io](#), 77
[cobra.io.json](#), 74
[cobra.io.mat](#), 74
[cobra.io.sbml](#), 75
[cobra.io.sbml3](#), 76
[cobra.manipulation](#), 80
[cobra.manipulation.annotate](#), 77
[cobra.manipulation.delete](#), 77
[cobra.manipulation.modify](#), 78
[cobra.manipulation.validate](#), 79
[cobra.topology](#), 80
[cobra.topology.reporter_metabolites](#), 80

Symbols

[__add__\(\) \(cobra.core.DictList.DictList method\), 54](#)
[__add__\(\) \(cobra.core.Formula.Formula method\), 55](#)
[__add__\(\) \(cobra.core.Model.Model method\), 57](#)
[__add__\(\) \(cobra.core.Reaction.Reaction method\), 59](#)
[__contains__\(\) \(cobra.core.DictList.DictList method\), 54](#)
[__getstate__\(\) \(cobra.core.DictList.DictList method\), 54](#)
[__getstate__\(\) \(cobra.core.Object.Object method\), 59](#)
[__getstate__\(\) \(cobra.core.Species.Species method\), 62](#)
[__iadd__\(\) \(cobra.core.DictList.DictList method\), 54](#)
[__iadd__\(\) \(cobra.core.Model.Model method\), 57](#)
[__imul__\(\) \(cobra.core.Reaction.Reaction method\), 59](#)
[__setstate__\(\) \(cobra.core.DictList.DictList method\), 54](#)
[__setstate__\(\) \(cobra.core.Model.Model method\), 57](#)
[__setstate__\(\) \(cobra.core.Reaction.Reaction method\), 59](#)

A

[add_metabolites\(\) \(cobra.core.ArrayBasedModel.ArrayBasedModel method\), 53](#)
[add_metabolites\(\) \(cobra.core.Model.Model method\), 57](#)
[add_metabolites\(\) \(cobra.core.Reaction.Reaction method\), 59](#)
[add_reaction\(\) \(cobra.core.Model.Model method\), 57](#)
[add_reactions\(\) \(cobra.core.ArrayBasedModel.ArrayBasedModel method\), 53](#)
[add_reactions\(\) \(cobra.core.Model.Model method\), 57](#)
[add_reactions\(\) \(cobra.flux_analysis.gapfilling.SUXModelMILP method\), 68](#)
[add_sbml_species\(\) \(in module cobra.io.sbml\), 75](#)
[add_SBO\(\) \(in module cobra.manipulation.annotate\), 77](#)
[annotate_cobra_from_sbml\(\) \(in module cobra.io.sbml3\), 76](#)
[annotate_sbml_from_cobra\(\) \(in module cobra.io.sbml3\), 76](#)
[append\(\) \(cobra.core.DictList.DictList method\), 54](#)
[ArrayBasedModel \(class in cobra.core.ArrayBasedModel\), 53](#)
[assess\(\) \(in module cobra.flux_analysis.reaction\), 71](#)
[assess_medium_component_essentiality\(\) \(in module cobra.flux_analysis.essentiality\), 67](#)

[assess_precursors\(\) \(in module cobra.flux_analysis.reaction\), 71](#)
[assess_products\(\) \(in module cobra.flux_analysis.reaction\), 71](#)
[ast2str\(\) \(in module cobra.core.Gene\), 56](#)

B

[b \(cobra.core.ArrayBasedModel.ArrayBasedModel attribute\), 53](#)
[Basic \(class in cobra.io.sbml3\), 76](#)
[boundary \(cobra.core.Reaction.Reaction attribute\), 59](#)
[bounds \(cobra.core.Reaction.Reaction attribute\), 59](#)
[build_reaction_from_string\(\) \(cobra.core.Reaction.Reaction method\), 60](#)
[build_reaction_string\(\) \(cobra.core.Reaction.Reaction method\), 60](#)

C

[calculate_lp_variability\(\) \(in module cobra.flux_analysis.variability\), 73](#)
[calculate_phenotype_phase_plane\(\) \(in module cobra.flux_analysis.phenotype_phase_plane\), 70](#)
[canonical_form\(\) \(in module cobra.manipulation.modify\), 78](#)
[change_objective\(\) \(cobra.core.Model.Model method\), 58](#)
[check_mass_balance\(\) \(cobra.core.Reaction.Reaction method\), 60](#)
[check_mass_balance\(\) \(in module cobra.manipulation.validate\), 79](#)
[check_metabolite_compartment_formula\(\) \(in module cobra.manipulation.validate\), 79](#)
[check_reaction_bounds\(\) \(in module cobra.manipulation.validate\), 79](#)
[clear_metabolites\(\) \(cobra.core.Reaction.Reaction method\), 60](#)
[clip\(\) \(in module cobra.io.sbml3\), 76](#)
[cobra \(module\), 80](#)
[cobra.core \(module\), 62](#)
[cobra.core.ArrayBasedModel \(module\), 53](#)

- cobra.core.DictList (module), 54
 - cobra.core.Formula (module), 55
 - cobra.core.Gene (module), 56
 - cobra.core.Metabolite (module), 56
 - cobra.core.Model (module), 57
 - cobra.core.Object (module), 59
 - cobra.core.Reaction (module), 59
 - cobra.core.Solution (module), 61
 - cobra.core.Species (module), 62
 - cobra.design (module), 65
 - cobra.design.design_algorithms (module), 62
 - cobra.flux_analysis (module), 74
 - cobra.flux_analysis.deletion_worker (module), 65
 - cobra.flux_analysis.double_deletion (module), 66
 - cobra.flux_analysis.essentiality (module), 67
 - cobra.flux_analysis.gapfilling (module), 68
 - cobra.flux_analysis.loopless (module), 68
 - cobra.flux_analysis.moma (module), 69
 - cobra.flux_analysis.parsimonious (module), 69
 - cobra.flux_analysis.phenotype_phase_plane (module), 70
 - cobra.flux_analysis.reaction (module), 71
 - cobra.flux_analysis.single_deletion (module), 72
 - cobra.flux_analysis.summary (module), 73
 - cobra.flux_analysis.variability (module), 73
 - cobra.io (module), 77
 - cobra.io.json (module), 74
 - cobra.io.mat (module), 74
 - cobra.io.sbml (module), 75
 - cobra.io.sbml3 (module), 76
 - cobra.manipulation (module), 80
 - cobra.manipulation.annotate (module), 77
 - cobra.manipulation.delete (module), 77
 - cobra.manipulation.modify (module), 78
 - cobra.manipulation.validate (module), 79
 - cobra.topology (module), 80
 - cobra.topology.reporter_metabolites (module), 80
 - CobraDeletionMockPool (class in cobra.flux_analysis.deletion_worker), 65
 - CobraDeletionPool (class in cobra.flux_analysis.deletion_worker), 65
 - CobraSBMLError, 76
 - compute_fba_deletion() (in module cobra.flux_analysis.deletion_worker), 65
 - compute_fba_deletion_worker() (in module cobra.flux_analysis.deletion_worker), 66
 - constraint_sense (cobra.core.ArrayBasedModel.ArrayBasedModel attribute), 54
 - construct_gpr_xml() (in module cobra.io.sbml3), 76
 - construct_loopless_model() (in module cobra.flux_analysis.loopless), 68
 - convert_to_irreversible() (in module cobra.manipulation.modify), 78
 - copy() (cobra.core.ArrayBasedModel.ArrayBasedModel method), 54
 - copy() (cobra.core.Model.Model method), 58
 - copy() (cobra.core.Reaction.Reaction method), 60
 - copy() (cobra.core.Species.Species method), 62
 - create_cobra_model_from_sbml_file() (in module cobra.io.sbml), 75
 - create_euclidian_distance_lp() (in module cobra.flux_analysis.moma), 69
 - create_euclidian_distance_objective() (in module cobra.flux_analysis.moma), 69
 - create_euclidian_moma_model() (in module cobra.flux_analysis.moma), 69
 - create_mat_dict() (in module cobra.io.mat), 74
- ## D
- delete() (cobra.core.Reaction.Reaction method), 60
 - delete_model_genes() (in module cobra.manipulation.delete), 77
 - description (cobra.core.Model.Model attribute), 58
 - DictList (class in cobra.core.DictList), 54
 - double_deletion() (in module cobra.flux_analysis.double_deletion), 66
 - double_gene_deletion() (in module cobra.flux_analysis.double_deletion), 66
 - double_reaction_deletion() (in module cobra.flux_analysis.double_deletion), 66
 - dress_results() (cobra.core.Solution.Solution method), 62
 - dual_problem() (in module cobra.design.design_algorithms), 62
- ## E
- elements (cobra.core.Metabolite.Metabolite attribute), 56
 - escape_ID() (in module cobra.manipulation.modify), 79
 - eval_gpr() (in module cobra.core.Gene), 56
 - extend() (cobra.core.DictList.DictList method), 54
- ## F
- find_blocked_reactions() (in module cobra.flux_analysis.variability), 73
 - find_gene_knockout_reactions() (in module cobra.manipulation.delete), 77
 - fix_legacy_id() (in module cobra.io.sbml), 75
 - flux_variability_analysis() (in module cobra.flux_analysis.variability), 73
 - format_long_string() (in module cobra.flux_analysis.summary), 73
 - format_results_frame() (in module cobra.flux_analysis.double_deletion), 67
 - Formula (class in cobra.core.Formula), 55
 - formula_weight (cobra.core.Metabolite.Metabolite attribute), 56
 - from_json() (in module cobra.io.json), 74
 - from_mat_struct() (in module cobra.io.mat), 74
 - Frozendict (class in cobra.core.Reaction), 59

G

Gene (class in cobra.core.Gene), 56
 gene_from_dict() (in module cobra.io.json), 74
 gene_name_reaction_rule (cobra.core.Reaction.Reaction attribute), 60
 gene_reaction_rule (cobra.core.Reaction.Reaction attribute), 60
 gene_to_dict() (in module cobra.io.json), 74
 generate_matrix_indexes() (in module cobra.flux_analysis.double_deletion), 67
 genes (cobra.core.Reaction.Reaction attribute), 60
 get_attr() (in module cobra.io.sbml3), 76
 get_by_id() (cobra.core.DictList.DictList method), 55
 get_coefficient() (cobra.core.Reaction.Reaction method), 60
 get_coefficients() (cobra.core.Reaction.Reaction method), 61
 get_compartments() (cobra.core.Reaction.Reaction method), 61
 get_compiled_gene_reaction_rules() (in module cobra.manipulation.delete), 78
 get_libsbml_document() (in module cobra.io.sbml), 75
 GPRCleaner (class in cobra.core.Gene), 56
 growMatch() (in module cobra.flux_analysis.gapfilling), 68

H

has_id() (cobra.core.DictList.DictList method), 55

I

identify_reporter_metabolites() (in module cobra.topology.reporter_metabolites), 80
 indent_xml() (in module cobra.io.sbml3), 76
 index() (cobra.core.DictList.DictList method), 55
 initialize_growth_medium() (in module cobra.manipulation.modify), 79
 insert() (cobra.core.DictList.DictList method), 55

K

knock_out() (cobra.core.Reaction.Reaction method), 61

L

list_attr() (cobra.core.DictList.DictList method), 55
 load_json_model() (in module cobra.io.json), 74
 load_matlab_model() (in module cobra.io.mat), 74
 lower_bounds (cobra.core.ArrayBasedModel.ArrayBasedModel attribute), 54

M

Metabolite (class in cobra.core.Metabolite), 56
 metabolite_from_dict() (in module cobra.io.json), 74
 metabolite_summary() (in module cobra.flux_analysis.summary), 73

metabolite_to_dict() (in module cobra.io.json), 74
 metabolites (cobra.core.Reaction.Reaction attribute), 61
 Model (class in cobra.core.Model), 57
 model (cobra.core.Reaction.Reaction attribute), 61
 model (cobra.core.Species.Species attribute), 62
 model_summary() (in module cobra.flux_analysis.summary), 73
 model_to_pymatbridge() (in module cobra.io.mat), 75
 model_to_xml() (in module cobra.io.sbml3), 76
 moma() (in module cobra.flux_analysis.moma), 69
 moma_knockout() (in module cobra.flux_analysis.moma), 69

N

ns() (in module cobra.io.sbml3), 76

O

Object (class in cobra.core.Object), 59
 objective (cobra.core.Model.Model attribute), 58
 objective_coefficients (cobra.core.ArrayBasedModel.ArrayBasedModel attribute), 54
 optimize() (cobra.core.Model.Model method), 58
 optimize_minimal_flux() (in module cobra.flux_analysis.parsimonious), 69

P

parse_composition() (cobra.core.Formula.Formula method), 56
 parse_gpr() (in module cobra.core.Gene), 56
 parse_legacy_id() (in module cobra.io.sbml), 75
 parse_legacy_sbml_notes() (in module cobra.io.sbml), 76
 parse_stream() (in module cobra.io.sbml3), 77
 parse_xml_into_model() (in module cobra.io.sbml3), 77
 phenotypePhasePlaneData (class in cobra.flux_analysis.phenotype_phase_plane), 70
 pids (cobra.flux_analysis.deletion_worker.CobraDeletionPool attribute), 65
 plot() (cobra.flux_analysis.phenotype_phase_plane.phenotypePhasePlaneData method), 70
 plot_matplotlib() (cobra.flux_analysis.phenotype_phase_plane.phenotypePhasePlaneData method), 70
 plot_mayavi() (cobra.flux_analysis.phenotype_phase_plane.phenotypePhasePlaneData method), 71
 pop() (cobra.core.DictList.DictList method), 55
 pop() (cobra.core.Reaction.Frozendict method), 59
 pop() (cobra.core.Reaction.Reaction method), 61
 popitem() (cobra.core.Reaction.Frozendict method), 59
 products (cobra.core.Reaction.Reaction attribute), 61
 prune_unused_metabolites() (in module cobra.manipulation.delete), 78
 prune_unused_reactions() (in module cobra.manipulation.delete), 78

Q

query() (cobra.core.DictList.DictList method), 55

R

reactants (cobra.core.Reaction.Reaction attribute), 61

Reaction (class in cobra.core.Reaction), 59

reaction (cobra.core.Reaction.Reaction attribute), 61

reaction_from_dict() (in module cobra.io.json), 74

reaction_to_dict() (in module cobra.io.json), 74

reactions (cobra.core.Species.Species attribute), 62

read_legacy_sbml() (in module cobra.io.sbml), 76

read_sbml_model() (in module cobra.io.sbml3), 77

receive_all() (cobra.flux_analysis.deletion_worker.CobraDeletionMockPool method), 65

receive_all() (cobra.flux_analysis.deletion_worker.CobraDeletionPool method), 65

receive_one() (cobra.flux_analysis.deletion_worker.CobraDeletionMockPool method), 65

receive_one() (cobra.flux_analysis.deletion_worker.CobraDeletionPool method), 65

remove() (cobra.core.DictList.DictList method), 55

remove_from_model() (cobra.core.Gene.Gene method), 56

remove_from_model() (cobra.core.Metabolite.Metabolite method), 57

remove_from_model() (cobra.core.Reaction.Reaction method), 61

remove_genes() (in module cobra.manipulation.delete), 78

remove_reactions() (cobra.core.ArrayBasedModel.ArrayBasedModel method), 54

remove_reactions() (cobra.core.Model.Model method), 58

rename_genes() (in module cobra.manipulation.modify), 79

repair() (cobra.core.Model.Model method), 58

reverse() (cobra.core.DictList.DictList method), 55

reversibility (cobra.core.Reaction.Reaction attribute), 61

revert_to_reversible() (in module cobra.manipulation.modify), 79

run_optknock() (in module cobra.design.design_algorithms), 64

S

S (cobra.core.ArrayBasedModel.ArrayBasedModel attribute), 53

save_json_model() (in module cobra.io.json), 74

save_matlab_model() (in module cobra.io.mat), 75

segment() (cobra.flux_analysis.phenotype_phase_plane.phenotypePhasePlaneData method), 71

set_attr() (in module cobra.io.sbml3), 77

set_up_optknock() (in module cobra.design.design_algorithms), 64

single_deletion() (in module cobra.flux_analysis.single_deletion), 72

single_gene_deletion() (in module cobra.flux_analysis.single_deletion), 72

single_gene_deletion_fba() (in module cobra.flux_analysis.single_deletion), 72

single_gene_deletion_moma() (in module cobra.flux_analysis.single_deletion), 72

single_reaction_deletion() (in module cobra.flux_analysis.single_deletion), 72

single_reaction_deletion_fba() (in module cobra.flux_analysis.single_deletion), 72

single_reaction_deletion_moma() (in module cobra.flux_analysis.single_deletion), 72

SMILEY() (in module cobra.flux_analysis.gapfilling), 68

Solution (class in cobra.core.Solution), 61

solve() (cobra.flux_analysis.gapfilling.SUXModelMILP method), 68

solve_moma_model() (in module cobra.flux_analysis.moma), 69

sort() (cobra.core.DictList.DictList method), 55

Species (class in cobra.core.Species), 62

start() (cobra.flux_analysis.deletion_worker.CobraDeletionMockPool method), 65

start() (cobra.flux_analysis.deletion_worker.CobraDeletionPool method), 65

strnum() (in module cobra.io.sbml3), 77

submit() (cobra.flux_analysis.deletion_worker.CobraDeletionMockPool method), 65

submit() (cobra.flux_analysis.deletion_worker.CobraDeletionPool method), 65

subtract_metabolites() (cobra.core.Reaction.Reaction method), 61

summary() (cobra.core.Metabolite.Metabolite method), 57

summary() (cobra.core.Model.Model method), 58

SUXModelMILP (class in cobra.flux_analysis.gapfilling), 68

T

terminate() (cobra.flux_analysis.deletion_worker.CobraDeletionMockPool method), 65

terminate() (cobra.flux_analysis.deletion_worker.CobraDeletionPool method), 65

to_array_based_model() (cobra.core.Model.Model method), 58

to_json() (in module cobra.io.json), 74

U

update_phase_plane_data() (in module cobra.manipulation.delete), 78

union() (cobra.core.DictList.DictList method), 55

update() (cobra.core.ArrayBasedModel.ArrayBasedModel method), 54

upper_bounds (cobra.core.ArrayBasedModel.ArrayBasedModel attribute), [54](#)

V

validate_sbml_model() (in module cobra.io.sbml3), [77](#)

visit_BinOp() (cobra.core.Gene.GPRCleaner method), [56](#)

visit_Name() (cobra.core.Gene.GPRCleaner method), [56](#)

W

weight (cobra.core.Formula.Formula attribute), [56](#)

write_cobra_model_to_sbml_file() (in module cobra.io.sbml), [76](#)

write_sbml_model() (in module cobra.io.sbml3), [77](#)

X

x (cobra.core.Reaction.Reaction attribute), [61](#)

Y

y (cobra.core.Metabolite.Metabolite attribute), [57](#)

yield_upper_tri_indexes() (in module cobra.flux_analysis.double_deletion), [67](#)