
Anys4u CMS Documentation

1.0

lims

2018 12 12

Contents

1	Building the docs	3
1.1	- github.com/atozkr/any4udocs	3
1.2	sphinx	5
2	CMS	9
2.1	(Themes)	9
2.2	(Managing Themes)	14
2.3	(Previewing)	16
3	CMS	17
3.1	(Modules)	17
3.2	(Module Features)	17
3.3	18
4		21
4.1	(Markdown Syntax)	21
4.2	31
4.3	GitHub Flavored Markdown	31
5	Indices and tables	35

:

(Sphinx) (html) (package) .
(Python) .
reference-python3-Installation .

1.1 - github.com/atozkr/any4udocs


<https://github.com/atozkr/any4udocs> .

```
"~/docs" . conf.py . .
```

Any4uDocs .



(continues on next page)



(cmd) ~/docs .

1. Sphinx .

(Sphinx) Python Documentation Generator .

```
pip install -U Sphinx
```

(cmd) .

```
: python python .
reference-python3-Installation .
```

: You should consider upgrading via the 'python -m pip install --upgrade pip' command.

```
python -m pip install --upgrade pip
```

2. Sphinx recommonmark .

```
pip install recommonmark
```

(cmd) .

```
: conf.py .

from recommonmark.parser import CommonMarkParser

source_parsers = {
'.md': 'recommonmark.parser.CommonMarkParser',
}
source_suffix = ['.rst', '.md']
```

```
source_suffix = ['.rst']
```

.

3. .

- sphinx-markdown-tables

```
pip install sphinx-markdown-tables
```

- sphinx_sitemap

```
pip install sphinx_sitemap
```

4.

```
pip install sphinx_rtd_theme
```

(cmd) . conf.py

```
html_theme = sphinx_rtd_theme
```

.

```
: Extension error: Could not import extension sphinx_sitemap (exception: No module named 'sphinx_sitemap')
```

.

```
pip install sphinx_sitemap
```

(cmd) pip install .

HTML 'make.bat' .

```
make html
```

```
~/docs/_build/html index.htm . index.html .
```

1.2 sphinx

'~/docs/' conf.py, index.rst, make.bat, makefile sphinx .

1. (cmd) (~docs/)

```
sphinx-quickstart
```

2. sphinx-quickstart .

Prompt	Choice
> Root path for the documentation [.]:	[Enter]
> Separate source and build directories (y/n) [n]:	n
> Name prefix for templates and static dir [_]:	[Enter]
> Project name:	your project
> Author name(s):	your name
> Project release [1.0]:	1.0
> Project language [en]:	ko
> Source file suffix [.rst]:	[Enter]
> Name of your master document (without suffix) [index]:	[Enter]
> Do you want to use the epub builder (y/n) [n]:	n
> autodoc: automatically insert docstrings from modules (y/n) [n]:	y
> doctest: automatically test code snippets in doctest blocks (y/n) [n]:	n
> intersphinx: link between Sphinx documentation of different projects (y/n) [n]:	n
> todo: write "todo" entries that can be shown or hidden on build (y/n) [n]:	n
> coverage: checks for documentation coverage (y/n) [n]:	n
> imgmath: include math, rendered as PNG or SVG images (y/n) [n]:	y
> mathjax: include math, rendered in the browser by MathJax (y/n) [n]:	n
> ifconfig: conditional inclusion of content based on config values (y/n) [n]:	n
> viewcode: include links to the source code of documented Python objects (y/n) :	n
> githubpages: create .nojekyll file to publish the document on GitHub pages (y/n):	n
> Create Makefile? (y/n) [y]:	y
> Create Windows command file? (y/n) [y]:	y

```
conf.py, index.rst, makefile .
```

3. `conf.py` .

- `conf.py`

```
1 from recommonmark.parser import CommonMarkParser
2
3 source_parsers = {
4     '.md': CommonMarkParser,
5 }
6 source_suffix = ['.rst', '.md']
```

- CSS `conf.py`

```
1 def setup(app):
2     app.add_stylesheet('css/custom.css')
```

```
.css '_static/css/'
```

4. `index.rst` `toctree` .

```
1 Contents:
2
3 .. toctree::
4    :maxdepth: 2
5    :glob:
6
7 *
```

#

<http://sphinx-doc.org/tutorial.html> <http://docutils.sourceforge.net/rst.html> **reST** https://pythonhosted.org/an_example_pypi_project/sphinx.html <http://docutils.sourceforge.net/docs/user/rst/quickref.html> <http://docutils.sourceforge.net/docs/user/rst/cheatsheet.txt>

https://veranostech.github.io/docs-korean-sphinx/doc/_build/html/markdown.html

<https://www.sphinx-doc.org/en/master/usage/markdown.html>

Orchard CMS HTML . UI .
CMS .

<http://docs.orchardproject.net/en/latest/Documentation/Previewing-and-applying-a-theme/> .

2.1 (Themes)

2.1.1 Base Bootstrap4

4 , , 4 Orchard CMS .


Name: Base Bootstrap4 Author: Lims Website: <http://anys4u.com> Description: Base Bootstrap 4.1.2 Version: 1.0



: .

4 (Features)

Zones: Header, Navigation, BeforeMain, Featured, AsideFirst, Messages, BeforeContent, Content, AfterContent, AsideSecond, AfterMain, TripelFirst, TripelSecond, TripelThird, FooterQuadFirst, FooterQuadSecond, FooterQuadThird, FooterQuadFourth, Footer



4 (Support)

- . . project@google-groups.com
- (Author)
 - lms
 - <http://anys4u.com>
 - Version: 1.0.0
- (Contribute)

- :
- :
- (Installation)
 -
 - <http://anys4u.com> .
- (License)
 - BSD .

2.1.2 The Responsive Theme

, , Orchard CMS .



반응형 테마 Responsive Theme

: .
(Features)

Zones: Header, Navigation, BeforeMain, Featured, AsideFirst, Messages, Before-Content, Content, AfterContent, AsideSecond, AfterMain, TripelFirst, TripelSecond,

TripelThird, FooterQuadFirst, FooterQuadSecond, FooterQuadThird, FooterQuadFourth, Footer

Header	Header		
	Navigation		
BeforeMain			
Featured			
A s i d e F i r s t	Messages		A s i d e S e c o n d
	BeforeContent		
	Content		
	AfterContent		
AfterMain			
TripelFirst		TripelSecond	TripelThird
QuadFirst	QuadSecond	QuadThird	QuadFourth
Footer			

(Support)

. . . project@google-groups.com

(Author)

- lms
- <http://anys4u.com>

- Version: 1.0.0

(Contribute)

- :
- :

(Installation)

.
<http://anys4u.com> .

(License)

BSD .

2.2 (Managing Themes)

. . .

데모 프로젝트

- ☐ 대시보드 (Dashboard)
- 새 콘텐츠** >
- ☐ 콘텐츠 (Content)
- ☐ 콘텐츠 정의(Definition)
- ☐ 블로그(Blog)
- ☐ 질의어(Queries)
- ☐ 댓글관리
- ☐ 분류체계(Taxonomies)
- ☐ 위젯/레이어 관리(Widgets)
- ☐ 미디어 (Media) >
- ☐ 메뉴관리(Navigation)
- ☐ 태그 (Tags)
- ☐ 레이아웃(Layouts) >
- ☐ 모듈 (Modules)
- ☐ 테마관리(Themes) 1**
- ☐ 작업흐름(Workflows)
- ☐ 사용자(Users) 관리
- ☐ 기본설정 >

User: admin | [Change password](#) | [Log](#)

설치됨
갤러리 (Gallery)

현재 테마

Theme Machine

View | Edit | Add

Author
The Theme Machine is a flexible multi-zone theme that provides a solid foundation to build your site. It features 20 collapsible widget zones and is flexible enough to cover a wide range of layouts.

Author
The Theme Machine is a flexible multi-zone theme that provides a solid foundation to build your site. It features 20 collapsible widget zones and is flexible enough to cover a wide range of layouts.

Messages
The Theme Machine is a flexible multi-zone theme that provides a solid foundation to build your site. It features 20 collapsible widget zones and is flexible enough to cover a wide range of layouts.

Default Content
The Theme Machine is a flexible multi-zone theme that provides a solid foundation to build your site. It features 20 collapsible widget zones and is flexible enough to cover a wide range of layouts.

Home
The Theme Machine is a flexible multi-zone theme that provides a solid foundation to build your site. It features 20 collapsible widget zones and is flexible enough to cover a wide range of layouts.

Welcome to Orchard!
The Theme Machine is a flexible multi-zone theme that provides a solid foundation to build your site. It features 20 collapsible widget zones and is flexible enough to cover a wide range of layouts.

Default Content
The Theme Machine is a flexible multi-zone theme that provides a solid foundation to build your site. It features 20 collapsible widget zones and is flexible enough to cover a wide range of layouts.

Author
The Theme Machine is a flexible multi-zone theme that provides a solid foundation to build your site. It features 20 collapsible widget zones and is flexible enough to cover a wide range of layouts.


Thumbnail
The Theme Machine is a flexible multi-zone theme that provides a solid foundation to build your site. It features 20 collapsible widget zones and is flexible enough to cover a wide range of layouts.

The Theme Machine
작성 jowall, mibach, loudej, heskew
버전: 1.10.2
<http://orchardproject.net>

Orchard Theme Machine is a flexible multi-zone theme that provides a solid foundation to build your site. It features 20 collapsible widget zones and is flexible enough to cover a wide range of layouts.

사용할 수 있는 테마 컴퓨터로부터 테마 설치


Base Bootstrap4



지금 사용
미리보기

작성: Lims
버전: 1.0
Base Bootstrap 4.1.2
<http://anys4u.com>
활성화 | 설치 제거


NEW! The Responsive Theme



지금 사용
미리보기

작성: lims
버전: 1.0.0
반응형테마 Responsive Theme
optimized for Orchard 1.10.2
<http://anys4u.com>
활성화 | 설치 제거

me2.Theme02

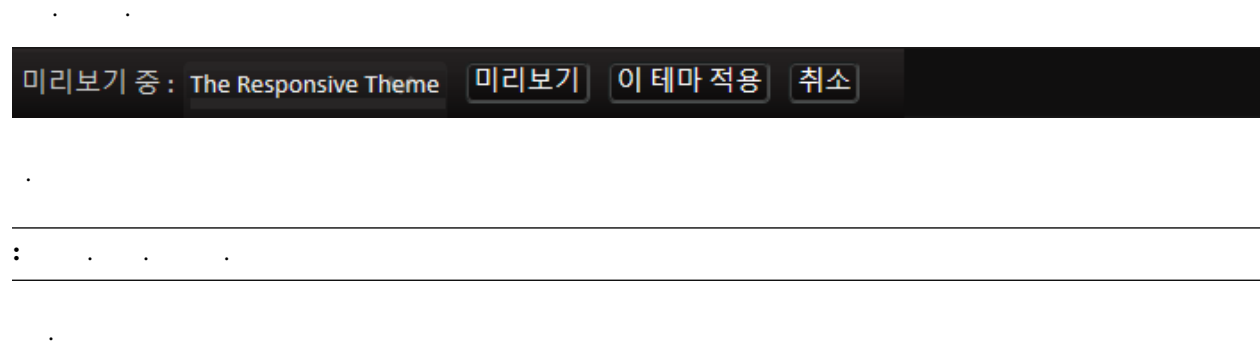


지금 사용
미리보기

작성: lims
버전: 1.9.2
me2.Theme02 테마 리시피는 기본메뉴와 부트스트랩을 탑재한 One Page 지원 테마입니다.
<http://www.anys4u.com>
비활성화 | 설치 제거

- : ' ' .
- : ' ' .
- / : ' ' . Theme.txt BaseTheme .
- : ' ' .

2.3 (Previewing)



Orchard CMS

<http://docs.orchardproject.net/en/latest/Documentation/Builtin-Features/> .

Anys4u

3.1 (Modules)

3.2 (Module Features)

.

1. (admin) (Dashboard) (Modules) .
2. .
3. () . (/)
4. . ()
5. .

3.3

(admin) (Dashboard) (Modules) (Modules) .

기능 **설치됨** 레시피(recipe) 갤러리 (Gallery)

모듈 추가 설치

Alias - 버전: 1.10.2
 Uninstall
 Maps friendly urls to specific module actions.
 기능: [Alias Breadcrumb Link](#), [Alias](#), [Alias UI](#), [Alias Updater](#) | 저자: The Orchard Team
 | 웹사이트: <http://orchardproject.net>

AntiSpam - 버전: 1.10.2
 Uninstall
 Provides anti-spam services to protect your content from malicious submissions.
 기능: [Akismet Anti-Spam Filter](#), [Anti-Spam](#), [TypePad Anti-Spam Filter](#) | 저자: The Orchard Team
 | 웹사이트: <http://orchardproject.net>

Archive Later - 버전: 1.10.2
 Uninstall
 The ArchiveLater module introduces scheduled archiving functionality.
 기능: [Archive Later](#) | 저자: The Orchard Team | 웹사이트: <http://orchardproject.net>

Audit Trail - 버전: 1.10.2
 Uninstall
 Provides a log for recording and viewing back-end changes.
 기능: [Audit Trail Content Definition Events](#), [Audit Trail](#), [Audit Trail Import Export](#), [Recycle Bin](#), [Audit Trail Role Events](#), [Audit Trail Trimming](#), [Audit Trail User Events](#)
 | 저자: The Orchard Team | 웹사이트: <http://orchardproject.net>

Autoroute - 버전: 1.10.2
 Uninstall

<http://docs.orchardproject.net/en/latest/Documentation/Installing-and-upgrading-modules/>
 include sample-embed

Note: Sphinx .

4.1 (Markdown Syntax)

Markdown Plain text (.md) HTML .

4.1.1 Headings

. HTML <h1> <h6> .

- h1: # (parts) .
- h2: ## (chapters) .
- h3: ###, .
- h4: ####, .
- h5: #####, .
- h6: #####,

```
### 3
.
.

##### 5
.
```

4.1.2 3

..

5

.

4.1.3 (General Format)

..

```
html
.
  (enter 2)
.
```

html .

(enter 2) .

(Emphasis)

, , . <u> .

```
.. note:: ** **
- *(asterisks)* _(underscore)_ .
- **(asterisks)** __(underscore)__ .
- **__** .
- <strike></strike> <s>stike</s> <del>del</del> .
- <u></u> `<u></u>` .
```

- *(asterisks) (underscore)* .
 - **(asterisks) (underscore)** .
 - .
 - stike del .
 - <u></u> .
-

(Line Breaks)

.(, “enter”) .

```
<br>
```

(Escaping with Backslashes)

```
reST \*, \`, \\
backslash(`\`) .
'\`' escaped backslash(`\` \\) .
```

*, `,\ backslash(\). `\' escaped backslash(\).

4.1.4 (Horizontal Rule)**3 ...**

Hyphens

```
---
```

Asterisks

```
***
```

Underscores

```
---
```

Hyphens

Asterisks

Underscores

4.1.5 (Code blocks)

```
1.
2. 21 .

    <html>
      <head>
        <title>Test</title>
      </head>

3. .
```

```
1.
2. 21 .
```

```
<html>
  <head>
    <title>Test</title>
  </head>
```

```
3. .
```

Syntax highlighting

```
```css
#button {
 border: none;
}
```

```
..
```css
#button {
  border: none;
}
```

```
~~~~
This is a
piece of code
in a block
~~~~
```

```
This is a
piece of code
in a block
```

(Inline code)

```
`<code>` .
```

```
. <code> .
```

(Indented code)

```
2 .
```

```
// Some comments
line 1 of code
line 2 of code
line 3 of code
```

```
// Some comments
line 1 of code
line 2 of code
line 3 of code
```

(Blockquotes)

```
'>' html 'Blockquote' .
```

```
> **<i class="fa fa-exclamation-triangle" aria-hidden="true"></i> :** .
> *

```

```
: .
: .
: .
```

```
> :
```

```
> Blockquotes can also be nested...
>> ...by using additional greater-than signs right next to each other...
> > > ...or with spaces between arrows.
> * Quoted 1
> * Quoted 2
> * List 1
> * List 2
```

Blockquotes can also be nested...

...by using additional greater-than signs right next to each other...

...or with spaces between arrows.

- Quoted 1
 - Quoted 2
 - List 1
 - List 2
-

4.1.6 (List)

```
1.
2.
#.
```

- 1.
2. #.

.

```
*
*
*
```

-
-
-

```

+ `+`,`-`,`*` .
+ 2 :
  - :
    * .
    +
    - .
+ !

- Dashes work just as well
- And if you have sub points, put two spaces before the dash or star:
  -
  -
- .
- .

```

- +, - * .
- 2 :
 - :
 - * .
 - *
 - * .
- !
- Dashes work just as well
- And if you have sub points, put two spaces before the dash or star:
 -
 -
- .
- .

4.1.7 HTML (Inline HTML)

HTML . PDF .

```

<dl>
  <dt> 1 </dt>
  <dd> 1 .</dd>

  <dt> 2 </dt>
  <dd> 2 .</dd>
</dl>

```

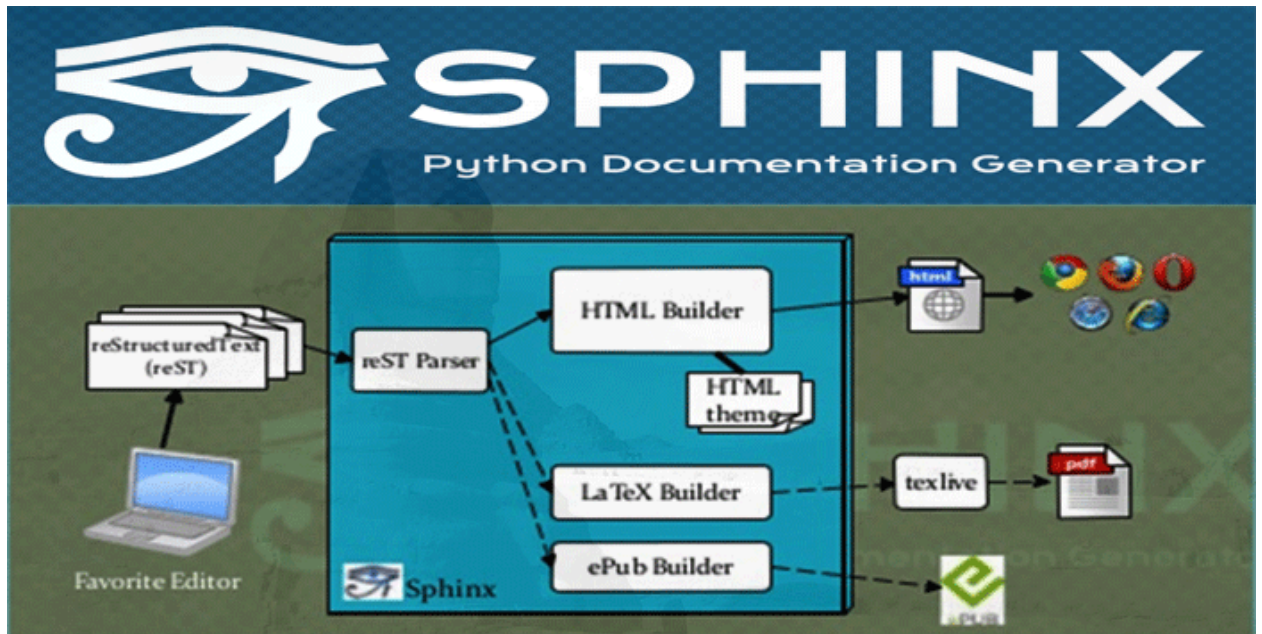
4.1.8 (Images)

```
.  
[Imgur] (https://i.imgur.com/4EjEpQX.png)  
  
!.  
![Imgur] (https://i.imgur.com/Esghlhd.png)  
  
.  
Format: [Alt Text] (Media/images/figure-reference.png)  
  
!.  
Format: ![Alt Text] (Media/images/figure-reference.png)
```

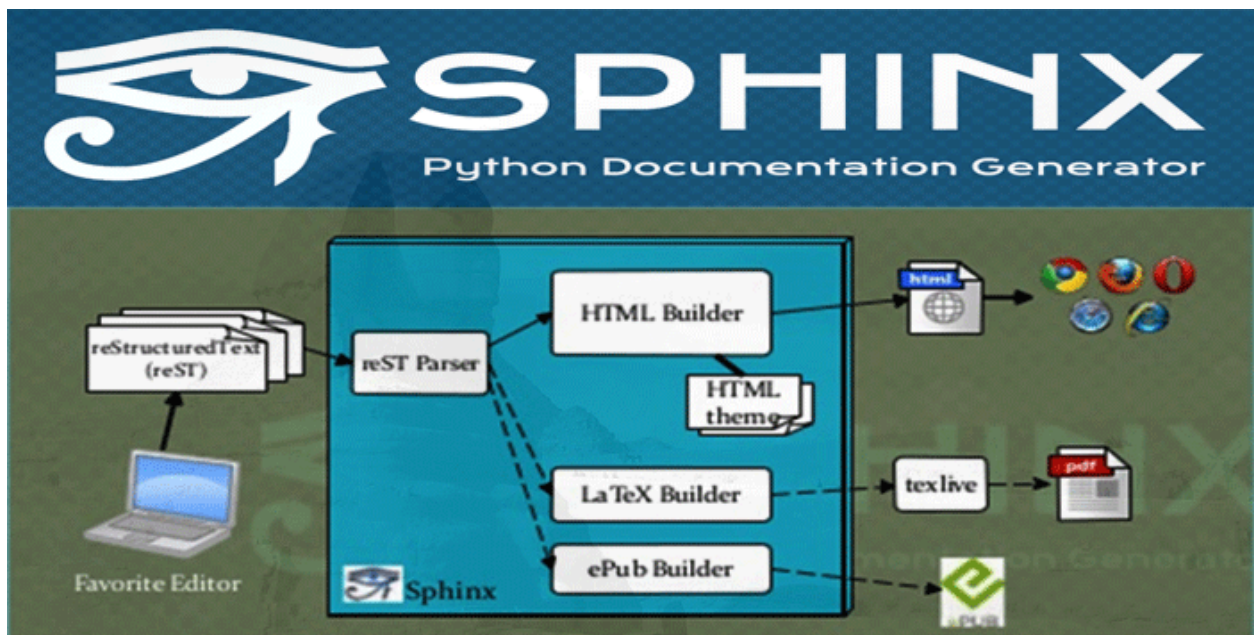
. Imgur



. Format: Alt Text



. Format:



4.1.9 (Links)

<http://github.com>

```
[anys4u] (http://anys4u.com)
```

```
[ ] (doc-markdown-sample.html)
```

anys4u

iframe

.. seealso::

The authoritative reStructuredText User Documentation <<http://docutils.sourceforge.net/rst.html>>_. The "ref" links in this document link to the description of the individual constructs in the reST reference.

4.1.10 Plugins

The killer feature of `markdown-it` is very effective support of [syntax plugins](#).

Emojies

Classic markup: `:wink:` `:crush:` `:cry:` `:tear:` `:laughing:` `:yum:`

Shortcuts (emoticons): `:-)` `:(8-)` ;)

see [how to change output with twemoji](#).

Subscript / Superscript

- 19th
- H₂O

<ins>

++Inserted text++

<mark>

==Marked text==

Footnotes

Footnote 1 link^[^first].

Footnote 2 link^[^second].

Inline footnote^{^[Text of inline footnote] definition}.

Duplicated footnote reference^[^second].

^[^first]: Footnote **can have markup**

and multiple paragraphs.

^[^second]: Footnote text.

Extra

FONT AWESOME v.4.7.0

| angle | Center-aligned | Right-aligned | Left-aligned | Center-aligned | Right-aligned || :—: | :—: | :—: | :—: | :—: | :—: | | | git status | git status | git status | git status | | | git diff | git diff | git diff | git diff | | | git status | git status | git status | git status | git status | git status | | | git diff | git diff | git diff | git diff | git diff | git diff | | | git status | git status | git status | git status | git status | git status | | | git diff | git diff | git diff | git diff | git diff | git diff |

GitHub supports many extras in Markdown that help you reference and link to people. If you ever want to direct a comment at someone, you can prefix their name with an @ symbol: Hey @kneath — love your sweater!

But I have to admit, tasks lists are my favorite:

- [x] This is a complete item
- [] This is an incomplete item

When you include a task list in the first comment of an Issue, you will see a helpful progress bar in your list of issues. It works in Pull Requests, too!

And, of course emoji! :sparkles: :camel: :boom:

4.2

4.2.1 embed

4.3 GitHub Flavored Markdown

View the source of this content.

Let's get the whole "linebreak" thing out of the way. The next paragraph contains two phrases separated by a single newline character:

Roses are red
Violets are blue

The next paragraph has the same phrases, but now they are separated by two spaces and a newline character:

Roses are red
Violets are blue

Oh, and one thing I cannot stand is the mangling of words with multiple underscores in them like perform_complicated_task or do_this_and_do_that_and_another_thing.

4.3.1 A bit of the GitHub spice

In addition to the changes in the previous section, certain references are auto-linked:

- SHA: `be6a8cc1c1ecfe9489fb51e4869af15a13fc2cd2`
- User@SHA ref: `mojombo@be6a8cc1c1ecfe9489fb51e4869af15a13fc2cd2`
- User/Project@SHA: `mojombo/god@be6a8cc1c1ecfe9489fb51e4869af15a13fc2cd2`
- #Num: `#1`
- User/#Num: `mojombo#1`
- User/Project#Num: `mojombo/god#1`

These are dangerous goodies though, and we need to make sure email addresses don't get mangled:

My email addy is tom@github.com.

4.3.2 Math is hard, let's go shopping

In first grade I learned that $5 > 3$ and $2 < 7$. Maybe some arrows. $1 \rightarrow 2 \rightarrow 3$. $9 \leftarrow 8 \leftarrow 7$.

Triangles man! $a^2 + b^2 = c^2$

4.3.3 We all like making lists

The above header should be an H2 tag. Now, for a list of fruits:

- Red Apples
- Purple Grapes
- Green Kiwifruits

Let's get crazy:

1. This is a list item with two paragraphs. Lorem ipsum dolor sit amet, consectetur adipiscing elit. Aliquam hendrerit mi posuere lectus.

Vestibulum enim wisi, viverra nec, fringilla in, laoreet vitae, risus. Donec sit amet nisl. Aliquam semper ipsum sit amet velit.
2. Suspendisse id sem consectetur libero luctus adipiscing.

What about some code **in** a list? That's insane, right?

1. In Ruby you can map like this:

```
['a', 'b'].map { |x| x.upcase }
```

2. In Rails, you can do a shortcut:

```
['a', 'b'].map(&:upcase)
```

Some people seem to like definition lists

4.3.4 I am a robot

Maybe you want to print `robot` to the console 1000 times. Why not?

```
def robot_invasion
  puts("robot " * 1000)
end
```

You see, that was formatted as code because it's been indented by four spaces.

How about we throw some angle braces and ampersands in there?

```
<div class="footer">
  &copy; 2004 Foo Corporation
</div>
```

4.3.5 Set in stone

Preformatted blocks are useful for ASCII art:

```

      ,-.
     ,-.  ,-.
    ,-.  ,-.  ,-.

```

```
/\()-()\| | ,>()-<l,'()-() Y ___-'-'|_/ '--' ||| -hrr- ___|_____
```

4.3.6 Playing the blame game

If you need to blame someone, the best way to do so is by quoting them:

I, at any rate, am convinced that He does not throw dice.

Or perhaps someone a little less eloquent:

I wish you'd have given me this written question ahead of time so I could plan for it... I'm sure something will pop into my head here in the midst of this press conference, with all the pressure of trying to come up with answer, but it hadn't yet...

I don't want to sound like I have made no mistakes. I'm confident I have. I just haven't - you just put me under the spot here, and maybe I'm not as quick on my feet as I should be in coming up with one.

4.3.7 Table for two

4.3.8 Crazy linking action

I get 10 times more traffic from [Google](#) than from [Yahoo](#) or [MSN](#).

CHAPTER 5

Indices and tables

- search