
TubePress Documentation

Release

TubePress LLC

January 13, 2016

1	User Guides	3
1.1	TubePress for WordPress	3
1.2	TubePress for PHP	3
1.3	TubePress for Wix	13
2	Around the Web	15
3	Contact Us	17

TubePress makes it easy to add video galleries to your website. It's highly configurable and designed for website builders and users of any skill level.

Check out a live demo of TubePress [here](#).

TubePress is available both as a downloadable package and via several cloud-hosted, zero-installation services. The software is mostly open source, and it's designed and maintained by [TubePress LLC](#), a software company based in Pittsburgh, Pennsylvania.

User Guides

Most TubePress users will want to use one of the guides below. Each guide covers installation, general usage, and troubleshooting.

1.1 TubePress for WordPress

This page has moved to <http://support.tubepress.com/customer/en/portal/articles/1993392-introduction>

1.2 TubePress for PHP

TubePress Pro is available to use as a mature PHP library, which makes it accessible to any website that runs PHP.

1.2.1 Manual Contents

Getting Started

This section of the manual is targeted towards new users of TubePress for PHP.

Requirements

This page has moved to <http://support.tubepress.com/customer/portal/articles/2029568-server-requirements>

Download

This page has moved to <http://support.tubepress.com/customer/portal/articles/2029667-download>

Installation

This page has moved to <http://support.tubepress.com/customer/portal/articles/2029670-installation>

Initial Setup

This page has moved to <http://support.tubepress.com/customer/portal/articles/2029702-initial-setup>

Basic Usage in PHP

On This Page

- *Add TubePress to any PHP Page*
- *Changing the Default Language*
- *Video Galleries from Multiple Sources*
- *Single Video Embeds*
- *Interactive Searching*

Add TubePress to any PHP Page

This section has moved to <http://support.tubepress.com/customer/portal/articles/2032994-add-tubepress-to-any-php-page>

Changing the Default Language

This section has moved to <http://support.tubepress.com/customer/portal/articles/2033016-multilingual-support>

Video Galleries from Multiple Sources

With TubePress Pro, you can create galleries that are composed of video from multiple video sources. TubePress can even combine videos from multiple video providers - for instance, you can easily have YouTube and Vimeo videos intermingled in the same gallery!

As an example, say that you want to create a single gallery containing videos from the following sources, all combined into a single gallery:

- the YouTube playlist F5D324185EE73FEC
- uploads from YouTube user bbc
- uploads from YouTube user funnyordie
- YouTube search for the exact term “san diego craft beer”
- the Vimeo album 140484

This is easy to accomplish with TubePress Pro. The trick is to use + in some of your options to combine the sources. For the example above, the set of options that you pass to TubePress might look like this:

```
<?php
print TubePressPro::getHTML('mode="playlist + user + tag + vimeoAlbum" playlistValue="F5D324185EE73FEC
```

The videos from all 5 sources will be collected and seamlessly assembled into a single TubePress gallery. You can combine any number of gallery sources with any number of parameters to each source.

Please keep in mind the following “gotchas”

- The `resultsPerPage` option will apply to each source, so expect each gallery page to contain up to `resultsPerPage` x `<number of sources>` videos per page. In the example above, assuming `resultsPerPage` was set to 10, there would be 40 videos per page (10 videos per page x 4 sources).

- As the user pages through the gallery, some of the sources will drop off quietly. For instance, if one video source has 1,000 videos and another has 10 videos, the second page of the gallery won't contain any of the latter source's videos.

Single Video Embeds

This section has moved to <http://support.tubepress.com/customer/portal/articles/2037375-single-video-embeds>

Interactive Searching

This section has moved to <http://support.tubepress.com/customer/portal/articles/2037435-interactive-searching>

Themes

This page has moved to <http://support.tubepress.com/customer/portal/articles/2046757-introduction>

Add-Ons

TubePress is built on a modular architecture, and is designed so that additional modules can be “plugged in” to add or change functionality. We refer to these modules as TubePress “add-ons.”

Wish that TubePress had new or modified functionality? The first place to check is the [TubePress Marketplace](#), where you can purchase and download powerful add-ons written by TubePress LLC.

In This Section

YouTube Black Bars Remover

This page has moved to <http://support.tubepress.com/customer/en/portal/articles/2164855-add-on-youtube-black-bars-remover>

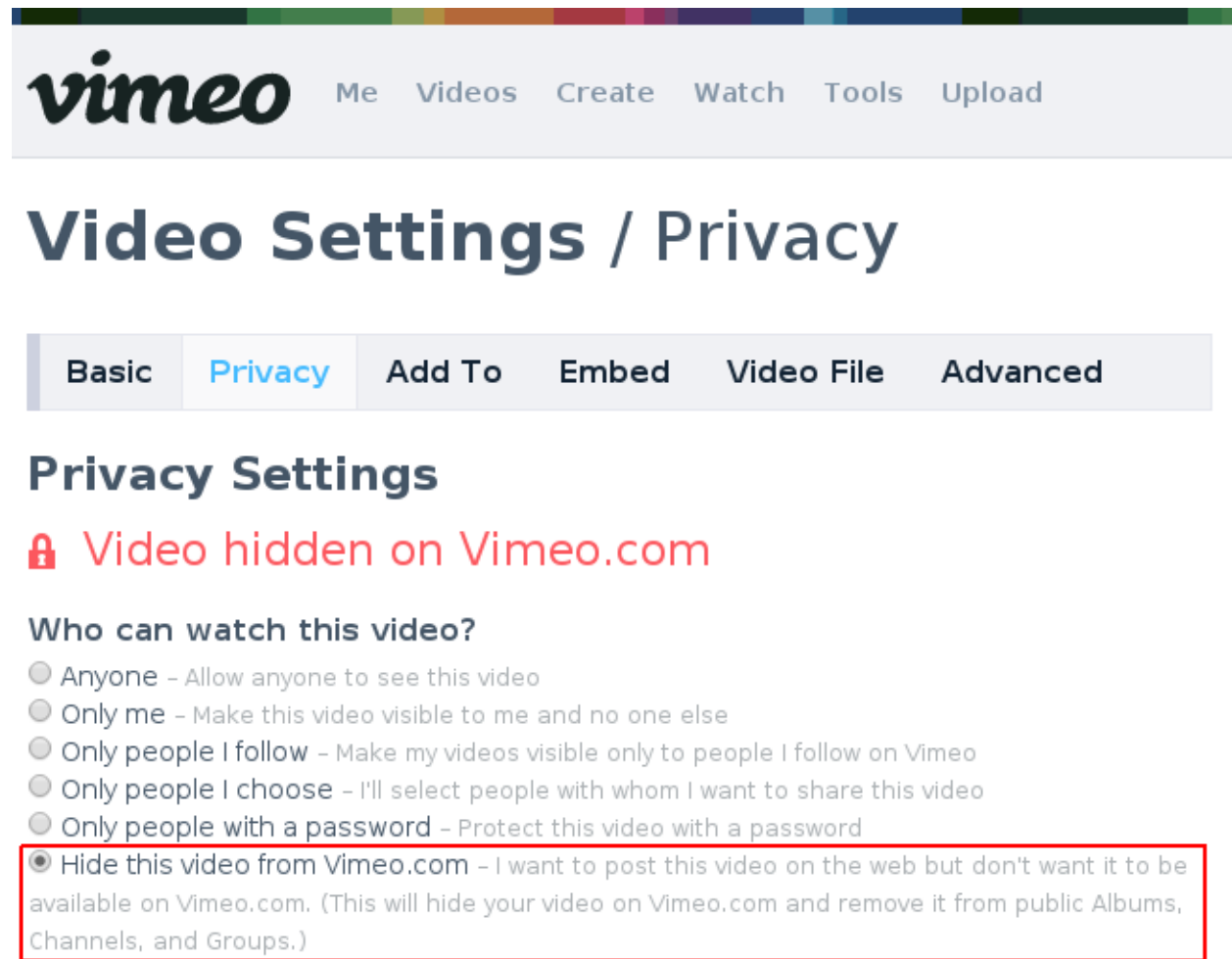
Vimeo All Access

On This Page

- *[Introduction](#)*
- *[Installation](#)*
- *[Usage](#)*

Introduction This TubePress add-on provides TubePress with enhanced access to your Vimeo [Plus](#) or [PRO](#) account, thus allowing TubePress to work with [private Vimeo videos](#). This is particularly useful if you'd like to hide your videos from display on vimeo.com and *only* show them on your website.

To make a video private, choose the last radio icon in the privacy settings for the video as shown below:




vimeo Me Videos Create Watch Tools Upload

Video Settings / Privacy

Basic **Privacy** Add To Embed Video File Advanced

Privacy Settings

 Video hidden on Vimeo.com

Who can watch this video?

- ☐ Anyone - Allow anyone to see this video
- ☐ Only me - Make this video visible to me and no one else
- ☐ Only people I follow - Make my videos visible only to people I follow on Vimeo
- ☐ Only people I choose - I'll select people with whom I want to share this video
- ☐ Only people with a password - Protect this video with a password
- ☒ Hide this video from Vimeo.com - I want to post this video on the web but don't want it to be available on Vimeo.com. (This will hide your video on Vimeo.com and remove it from public Albums, Channels, and Groups.)

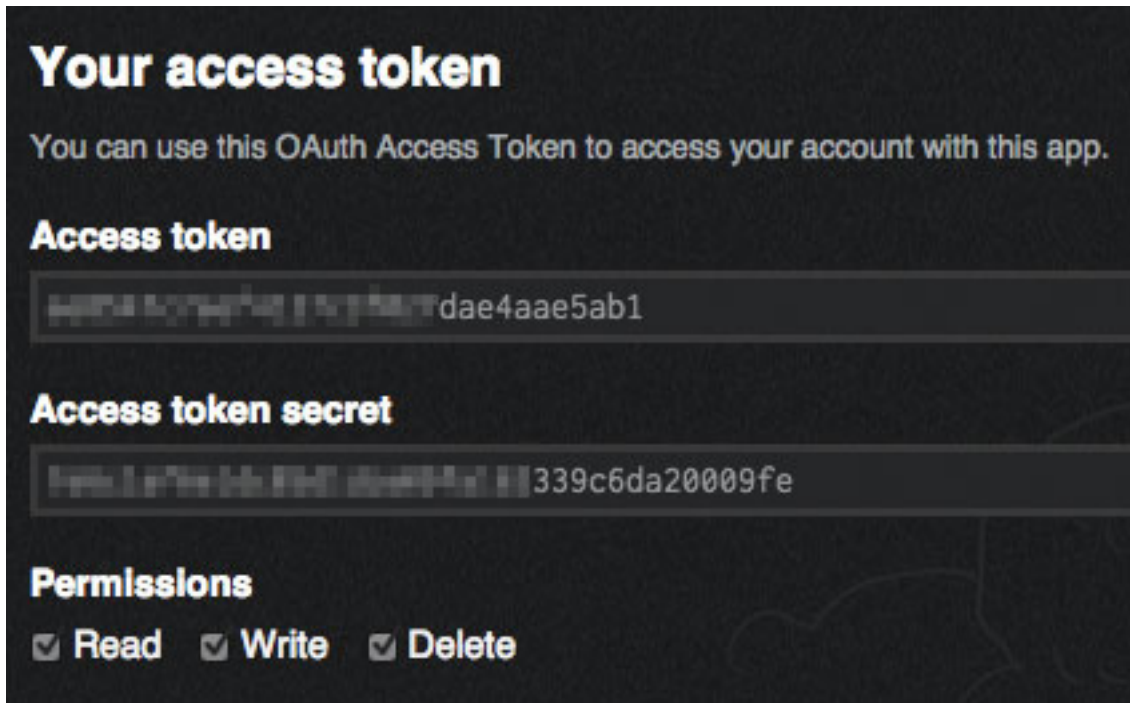
Installation

1. Purchase and download this add-on from the [TubePress Marketplace](#).
2. Unzip the file you downloaded (vimeo-all-access_x_y_z.zip) into the add-ons subdirectory of your TubePress Content Directory.
3. Clear the TubePress system cache so TubePress discovers the add-on.

Usage

1. Ensure you have completed the one-time Vimeo API setup.
2. You will need to supply an additional set of Vimeo API credentials to TubePress: an “Access Token” with a corresponding “Access Token Secret”. This is a one-time step for this add-on.

Visit <https://developer.vimeo.com/apps>. You should see a list of any Vimeo apps that you have created. Click on the app that you are using for TubePress.
3. Click the “OAuth” tab.
4. At the bottom of the page, you will see a box containing your Access Token and Access Token Secret:



Flexible Thumbnail Rows

This page has moved to <http://support.tubepress.com/customer/portal/articles/2169439-add-on-flexible-thumbnail-rows>

QuickPlay

This page has moved to <http://support.tubepress.com/customer/portal/articles/2164908-add-on-quickplay>

Advanced Topics

The TubePress System Cache

This section has moved to <http://support.tubepress.com/customer/portal/articles/2048959-the-system-cache>

The `settings.php` File

This section has moved to <http://support.tubepress.com/customer/portal/articles/2048966-the-settings-php-file>

The `database.json` File

This section has moved to <http://support.tubepress.com/customer/portal/articles/2050892-database-json>

Reference

Options

On This Page	
Core Options	<ul style="list-style-type: none">• <i>General</i><ul style="list-style-type: none">– <i>mode</i>– <i>output</i>– <i>video</i>
	• <i>Thumbnails</i>
	• <i>Embedded Video Player</i>
	• <i>Video Feed</i>
	• <i>Video Meta Display</i>
	• <i>Interactive Search</i>
	• <i>API Cache</i>
	• <i>Advanced</i>

General Options	
General	<ul style="list-style-type: none">• <i>mode</i>• <i>output</i>• <i>video</i>

mode Docs for this option have moved to <http://support.tubepress.com/customer/en/portal/articles/2037524-gallery-source-options>

output Docs for this option have moved to <http://support.tubepress.com/customer/en/portal/articles/2034687-advanced-options>

video Docs for this option have moved to <http://support.tubepress.com/customer/en/portal/articles/2164823-single-video-embed-options>

Thumbnails This section has moved to <http://support.tubepress.com/customer/portal/articles/2034850-thumbnail-options>

Embedded Video Player This section has moved to <http://support.tubepress.com/customer/portal/articles/2034787-video-player-options>

Video Feed This section has moved to <http://support.tubepress.com/customer/portal/articles/2036301-video-feed-options>

Video Meta Display This section has moved to <http://support.tubepress.com/customer/portal/articles/2036377-meta-display-options>

Interactive Search This section has moved to <http://support.tubepress.com/customer/portal/articles/2038746-interactive-search-options>

API Cache This section has moved to <http://support.tubepress.com/customer/portal/articles/2034656-cache-options>

Advanced This section has moved to <http://support.tubepress.com/customer/portal/articles/2034687-advanced-options>

YouTube Options This page has moved to <http://support.tubepress.com/customer/portal/topics/814298-reference/articles>

On This Page

Vimeo Options

- *Gallery Sources*
 - *vimeoAlbum*
 - *vimeoAppearsIn*
 - *vimeoChannel*
 - *vimeoCreditedTo*
 - *vimeoGroup*
 - *vimeoLikes*
 - *vimeoSearch*
 - *vimeoUploadedBy*
- *Embedded Video Player*
 - *playerColor*
- *Video Feed*
 - *vimeoKey*
 - *vimeoSecret*
- *Video Meta Display*
 - *likes*

Gallery Sources

Gallery Sources

- *vimeoAlbum*
- *vimeoAppearsIn*
- *vimeoChannel*
- *vimeoCreditedTo*
- *vimeoGroup*
- *vimeoLikes*
- *vimeoSearch*
- *vimeoUploadedBy*

vimeoAlbum	Gallery source	vimeoAlbum
	Description	Videos from a Vimeo album. The album is identified by the value supplied to the vimeoAlbumValue option.
	Shortcode example	[tubepress mode="vimeoAlbum" vimeoAlbumValue="852694"]
	Standalone PHP example	TubePressPro::getHtmlForShortcode('mode="vimeoAlbum" vimeoAlbumValue="852694"');
	Vimeo documentation Click here	

vimeoAppearsIn	Gallery source	vimeoAppearsIn
	Description	Vimeo videos in which a given user appears. The Vimeo user is identified you supply to the vimeoAppearsInValue attribute.
	Notes	Limited to 50 videos.
	Shortcode example	[tubepress mode="vimeoAppearsIn" vimeoAppearsInValue="dabrainkilla"]
	Standalone PHP example	TubePressPro::getHtmlForShortcode('mode="vimeoAppearsIn" vimeoAppearsInValue="dabrainkilla"');
	Vimeo documentation	Click here

vimeoChannel	Gallery source	vimeoChannel
	Description	Videos from a Vimeo channel. The channel is identified by the value supplied to the vimeoChannelValue option.
	Shortcode example	[tubepress mode="vimeoChannel" vimeoChannelValue="besthd"]
	Standalone PHP example	TubePressPro::getHtmlForShortcode('mode="vimeoChannel" vimeoChannelValue="besthd"');
	Vimeo documentation	Click here

vimeoCreditedTo	Gallery source	vimeoCreditedTo
	Description	Vimeo videos for which a particular user has either uploaded or appeared in. The Vimeo user is identified by the value supplied to the vimeoCreditedToValue option.
	Shortcode example	[tubepress mode="vimeoCreditedTo" vimeoCreditedToValue="thunderingherd"]
	Standalone PHP example	TubePressPro::getHtmlForShortcode('mode="vimeoCreditedTo" vimeoCreditedToValue="thunderingherd"');
	Vimeo documentation	Click here

vimeoGroup	Gallery source	vimeoGroup
	Description	Videos from a Vimeo group. The group is identified by the value supplied to the vimeoGroupValue option.
	Shortcode example	[tubepress mode="vimeoGroup" vimeoGroupValue="underachievers"]
	Standalone PHP example	TubePressPro::getHtmlForShortcode('mode="vimeoGroup" vimeoGroupValue="underachievers"');
	Vimeo documentation	Click here

vimeoLikes	Gallery source	vimeoLikes
	Description	Vimeo videos that a particular user has “liked.” The Vimeo user is identified by the value supplied to the <code>vimeoLikesValue</code> option.
	Shortcode example	<code>[tubepress mode="vimeoLikes" vimeoLikesValue="besthd"]</code>
	Standalone PHP example	<code>TubePressPro::getHtmlForShortcode('mode="vimeoLikes" vimeoLikesValue="besthd"');</code>
	Vimeo documentation	Click here

vimeoSearch	Gallery source	vimeoSearch
	Description	Vimeo videos that match a supplied search term. The search term is identified by the value supplied to the <code>vimeoSearchValue</code> option.
	Shortcode example	<code>[tubepress mode="vimeoSearch" vimeoSearchValue="rainbow alligator"]</code>
	Standalone PHP example	<code>TubePressPro::getHtmlForShortcode('mode="vimeoSearch" vimeoSearchValue="rainbow alligator"');</code>
	Vimeo documentation	Click here

vimeoUploadedBy	Gallery source	vimeoUploadedBy
	Description	Vimeo videos uploaded by a particular user. The Vimeo user is identified by the value supplied to the <code>vimeoUploadedByValue</code> option.
	Shortcode example	<code>[tubepress mode="vimeoUploadedBy" vimeoUploadedByValue="ehough"]</code>
	Standalone PHP example	<code>TubePressPro::getHtmlForShortcode('mode="vimeoUploadedBy" vimeoUploadedByValue="ehough"');</code>
	Vimeo documentation	Click here

Embedded Video Player

• `playerColor`

playerColor	Option name	playerColor
	Description	The highlight color of the Vimeo video player.
	Provided with	All TubePress distributions
	Default value	000000
	Valid values	Any six hexadecimal characters representing an HTML color .
	Shortcode example	<code>[tubepress playerColor="A32638"]</code>
	Standalone PHP example	<code>TubePressPro::getHtmlForShortcode('playerColor="A32638"');</code>
	YouTube documentation	Click here

Video Feed Options

Video Feed

- `vimeoKey`
- `vimeoSecret`

vimeoKey	Option name	vimeoKey
	Description	The API key that TubePress will use when communicating with Vimeo.
	Provided with	All TubePress distributions
	Default value	<i>empty</i>
	Valid values	Any valid Vimeo API key
	Shortcode example	[tubepress vimeoKey="..."]
	Standalone PHP example	TubePressPro::getHtmlForShortcode('vimeoKey="..."');
	Vimeo documentation	Click here

vimeoSecret	Option name	vimeoSecret
	Description	The API secret that TubePress will use when communicating with Vimeo.
	Provided with	All TubePress distributions
	Default value	<i>empty</i>
	Valid values	Any valid Vimeo API secret
	Shortcode example	[tubepress vimeoSecret="..."]
	Standalone PHP example	TubePressPro::getHtmlForShortcode('vimeoSecret="..."');
	Vimeo documentation	Click here

Video Meta Display

likes	Option name	likes
	Description	Toggle display of the number of times the video has been “liked”.
	Provided with	All TubePress distributions
	Default value	false
	Valid values	true or false
	Shortcode example	[tubepress likes="true"]
	Standalone PHP example	TubePressPro::getHtmlForShortcode('likes="true"');

Vimeo All Access Options This page documents the options available with the `../.../manual/add-ons/vimeo-all-access/index` add-on for TubePress.

vimeoApiAccessToken	Option name	vimeoApiAccessToken
	Description	The API secret that TubePress will use when communicating with Vimeo.
	Provided with	<ul style="list-style-type: none"> • All cloud-based TubePress distributions • Vimeo All Access add-on add-on
	Default value	<i>empty</i>
	Valid values	Any valid Vimeo API access token
	Shortcode example	[tubepress vimeoApiAccessToken="..."]
	Standalone PHP example	TubePressPro::getHtmlForShortcode('vimeoApiAccessToken="..."');
	Vimeo documentation	Click here

vimeoApiAccessTokenSecret

Option name	vimeoApiAccessTokenSecret
Description	The API secret that TubePress will be using to communicate with Vimeo.
Provided with	<ul style="list-style-type: none"> • All cloud-based TubePress distributions • Vimeo All Access add-on
Default value	<i>empty</i>
Valid values	Any valid Vimeo API access token
Shortcode example	[tubepress vimeoApiAccessTokenSecret=YOUR_API_SECRET]
Standalone PHP example	TubePressPro::getHtmlForOption('vimeoApiAccessTokenSecret', 'YOUR_API_SECRET');
Vimeo documentation	Click here

Flexible Thumbnail Row Options This page has moved to [http://support.tubepress.com/customer/portal/articles/2034850-flexible-thumbnail-options](http://support.tubepress.com/customer/portal/articles/2034850-flexible-thumbnail-row-options)

YouTube Black Bars Remover Options This page has moved to <http://support.tubepress.com/customer/portal/articles/2034850-youtube-black-bars-remover-options>

QuickPlay Options This page has moved to <http://support.tubepress.com/customer/portal/articles/2034850-quickplay-options>

Index

Documentation Index

1.3 TubePress for Wix

This page has moved to <http://support.tubepress.com/customer/portal/topics/795081-wix/articles>

Around the Web

A few other places around the Internet where you'll find us.

- tubepress.com - our public website
- [Support Forums](#) - where our staff provides customer support
- [GitHub](#) - source code and bug tracking
- [Changelog](#) - new features, bug fixes, and changes

Contact Us

You can find our contact info on [this page](#). We look forward to hearing from you.

G

gallery source

- [vimeoAlbum](#), 9
- [vimeoAppearsIn](#), 9
- [vimeoChannel](#), 10
- [vimeoCreditedTo](#), 10
- [vimeoGroup](#), 10
- [vimeoLikes](#), 10
- [vimeoSearch](#), 11
- [vimeoUploadedBy](#), 11

O

options (by name)

- [likes](#), 12
- [mode](#), 8
- [output](#), 8
- [playerColor](#), 11
- [video](#), 8
- [vimeoApiAccessToken](#), 12
- [vimeoApiAccessTokenSecret](#), 12
- [vimeoKey](#), 11
- [vimeoSecret](#), 12

S

single video embedding, 8

V

video feed

- [private Vimeo videos](#), 12
- [Vimeo API key](#), 11
- [Vimeo API secret](#), 12

video gallery

- [choosing a video source](#), 8

video player

- [Vimeo color](#), 11