

---

# **IPython Documentation**

***Release 3.2.3***

**The IPython Development Team**

August 03, 2016



<b>1</b>	<b>Introduction</b>	<b>1</b>
<b>2</b>	<b>What's new in IPython</b>	<b>7</b>
<b>3</b>	<b>Installation</b>	<b>269</b>
<b>4</b>	<b>Using IPython for interactive work</b>	<b>275</b>
<b>5</b>	<b>The IPython notebook</b>	<b>317</b>
<b>6</b>	<b>Using IPython for parallel computing</b>	<b>339</b>
<b>7</b>	<b>Configuration and customization</b>	<b>429</b>
<b>8</b>	<b>IPython developer's guide</b>	<b>447</b>
<b>9</b>	<b>The IPython API</b>	<b>507</b>
<b>10</b>	<b>About IPython</b>	<b>509</b>
	<b>Bibliography</b>	<b>523</b>
	<b>Python Module Index</b>	<b>525</b>



---

## Introduction

---

### 1.1 Overview

One of Python's most useful features is its interactive interpreter. It allows for very fast testing of ideas without the overhead of creating test files as is typical in most programming languages. However, the interpreter supplied with the standard Python distribution is somewhat limited for extended interactive use.

The goal of IPython is to create a comprehensive environment for interactive and exploratory computing. To support this goal, IPython has three main components:

- An enhanced interactive Python shell.
- A decoupled *two-process communication model*, which allows for multiple clients to connect to a computation kernel, most notably the web-based *notebook*
- An architecture for interactive parallel computing.

All of IPython is open source (released under the revised BSD license).

### 1.2 Enhanced interactive Python shell

IPython's interactive shell (**ipython**), has the following goals, amongst others:

1. Provide an interactive shell superior to Python's default. IPython has many features for tab-completion, object introspection, system shell access, command history retrieval across sessions, and its own special command system for adding functionality when working interactively. It tries to be a very efficient environment both for Python code development and for exploration of problems using Python objects (in situations like data analysis).
2. Serve as an embeddable, ready to use interpreter for your own programs. An interactive IPython shell can be started with a single call from inside another program, providing access to the current namespace. This can be very useful both for debugging purposes and for situations where a blend of batch-processing and interactive exploration are needed.
3. Offer a flexible framework which can be used as the base environment for working with other systems, with Python as the underlying bridge language. Specifically scientific environments like Mathematica, IDL and Matlab inspired its design, but similar ideas can be useful in many fields.

4. Allow interactive testing of threaded graphical toolkits. IPython has support for interactive, non-blocking control of GTK, Qt, WX, GLUT, and OS X applications via special threading flags. The normal Python shell can only do this for Tkinter applications.

### 1.2.1 Main features of the interactive shell

- Dynamic object introspection. One can access docstrings, function definition prototypes, source code, source files and other details of any object accessible to the interpreter with a single keystroke (`?`, and using `??` provides additional detail).
- Searching through modules and namespaces with `*` wildcards, both when using the `?` system and via the `%psearch` command.
- Completion in the local namespace, by typing `TAB` at the prompt. This works for keywords, modules, methods, variables and files in the current directory. This is supported via the `readline` library, and full access to configuring `readline`'s behavior is provided. Custom completers can be implemented easily for different purposes (system commands, magic arguments etc.)
- Numbered input/output prompts with command history (persistent across sessions and tied to each profile), full searching in this history and caching of all input and output.
- User-extensible 'magic' commands. A set of commands prefixed with `%` is available for controlling IPython itself and provides directory control, namespace information and many aliases to common system shell commands.
- Alias facility for defining your own system aliases.
- Complete system shell access. Lines starting with `!` are passed directly to the system shell, and using `!!` or `var = !cmd` captures shell output into python variables for further use.
- The ability to expand python variables when calling the system shell. In a shell command, any python variable prefixed with `$` is expanded. A double `$$` allows passing a literal `$` to the shell (for access to shell and environment variables like `PATH`).
- Filesystem navigation, via a magic `%cd` command, along with a persistent bookmark system (using `%bookmark`) for fast access to frequently visited directories.
- A lightweight persistence framework via the `%store` command, which allows you to save arbitrary Python variables. These get restored when you run the `%store -r` command.
- Automatic indentation (optional) of code as you type (through the `readline` library).
- Macro system for quickly re-executing multiple lines of previous input with a single name via the `%macro` command. Macros can be stored persistently via `%store` and edited via `%edit`.
- Session logging (you can then later use these logs as code in your programs). Logs can optionally timestamp all input, and also store session output (marked as comments, so the log remains valid Python source code).
- Session restoring: logs can be replayed to restore a previous session to the state where you left it.
- Verbose and colored exception traceback printouts. Easier to parse visually, and in verbose mode they produce a lot of useful debugging information (basically a terminal version of the `cgitb` module).

- Auto-parentheses via the `%autocall` command: callable objects can be executed without parentheses: `sin 3` is automatically converted to `sin(3)`
- Auto-quoting: using `,`, `or` `;` as the first character forces auto-quoting of the rest of the line: `,my_function a b` becomes automatically `my_function("a", "b")`, while `;my_function a b` becomes `my_function("a b")`.
- Extensible input syntax. You can define filters that pre-process user input to simplify input in special situations. This allows for example pasting multi-line code fragments which start with `>>>` or `...` such as those from other python sessions or the standard Python documentation.
- Flexible *configuration system*. It uses a configuration file which allows permanent setting of all command-line options, module loading, code and file execution. The system allows recursive file inclusion, so you can have a base file with defaults and layers which load other customizations for particular projects.
- Embeddable. You can call IPython as a python shell inside your own python programs. This can be used both for debugging code or for providing interactive abilities to your programs with knowledge about the local namespaces (very useful in debugging and data analysis situations).
- Easy debugger access. You can set IPython to call up an enhanced version of the Python debugger (pdb) every time there is an uncaught exception. This drops you inside the code which triggered the exception with all the data live and it is possible to navigate the stack to rapidly isolate the source of a bug. The `%run` magic command (with the `-d` option) can run any script under pdb's control, automatically setting initial breakpoints for you. This version of pdb has IPython-specific improvements, including tab-completion and traceback coloring support. For even easier debugger access, try `%debug` after seeing an exception.
- Profiler support. You can run single statements (similar to `profile.run()`) or complete programs under the profiler's control. While this is possible with standard `cProfile` or `profile` modules, IPython wraps this functionality with magic commands (see `%prun` and `%run -p`) convenient for rapid interactive work.
- Simple timing information. You can use the `%timeit` command to get the execution time of a Python statement or expression. This machinery is intelligent enough to do more repetitions for commands that finish very quickly in order to get a better estimate of their running time.

```
In [1]: %timeit 1+1
10000000 loops, best of 3: 25.5 ns per loop

In [2]: %timeit [math.sin(x) for x in range(5000)]
1000 loops, best of 3: 719 µs per loop
```

To get the timing information for more than one expression, use the `%%timeit` cell magic command.

- Doctest support. The special `%doctest_mode` command toggles a mode to use doctest-compatible prompts, so you can use IPython sessions as doctest code. By default, IPython also allows you to paste existing doctests, and strips out the leading `>>>` and `...` prompts in them.

## 1.3 Decoupled two-process model

IPython has abstracted and extended the notion of a traditional *Read-Evaluate-Print Loop* (REPL) environment by decoupling the *evaluation* into its own process. We call this process a **kernel**: it receives execution instructions from clients and communicates the results back to them.

This decoupling allows us to have several clients connected to the same kernel, and even allows clients and kernels to live on different machines. With the exclusion of the traditional single process terminal-based IPython (what you start if you run `ipython` without any subcommands), all other IPython machinery uses this two-process model. This includes `ipython console`, `ipython qtconsole`, and `ipython notebook`.

As an example, this means that when you start `ipython qtconsole`, you're really starting two processes, a kernel and a Qt-based client can send commands to and receive results from that kernel. If there is already a kernel running that you want to connect to, you can pass the `--existing` flag which will skip initiating a new kernel and connect to the most recent kernel, instead. To connect to a specific kernel once you have several kernels running, use the `%connect_info` magic to get the unique connection file, which will be something like `--existing kernel-19732.json` but with different numbers which correspond to the Process ID of the kernel.

You can read more about using *`ipython qtconsole`*, and *`ipython notebook`*. There is also a *message spec* which documents the protocol for communication between kernels and clients.

**See also:**

[Frontend/Kernel Model example notebook](#)

## 1.4 Interactive parallel computing

Increasingly, parallel computer hardware, such as multicore CPUs, clusters and supercomputers, is becoming ubiquitous. Over the last several years, we have developed an architecture within IPython that allows such hardware to be used quickly and easily from Python. Moreover, this architecture is designed to support interactive and collaborative parallel computing.

The main features of this system are:

- Quickly parallelize Python code from an interactive Python/IPython session.
- A flexible and dynamic process model that be deployed on anything from multicore workstations to supercomputers.
- An architecture that supports many different styles of parallelism, from message passing to task farming. And all of these styles can be handled interactively.
- Both blocking and fully asynchronous interfaces.
- High level APIs that enable many things to be parallelized in a few lines of code.
- Write parallel code that will run unchanged on everything from multicore workstations to supercomputers.
- Full integration with Message Passing libraries (MPI).



- Capabilities based security model with full encryption of network connections.
- Share live parallel jobs with other users securely. We call this collaborative parallel computing.
- Dynamically load balanced task farming system.
- Robust error handling. Python exceptions raised in parallel execution are gathered and presented to the top-level code.

For more information, see our [overview](#) of using IPython for parallel computing.

### 1.4.1 Portability and Python requirements

As of the 2.0 release, IPython works with Python 2.7 and 3.3 or above. Version 1.0 additionally worked with Python 2.6 and 3.2. Version 0.12 was the first version to fully support Python 3.

IPython is known to work on the following operating systems:

- Linux
- Most other Unix-like OSs (AIX, Solaris, BSD, etc.)
- Mac OS X
- Windows (CygWin, XP, Vista, etc.)

See [here](#) for instructions on how to install IPython.



---

## What's new in IPython

---

This section documents the changes that have been made in various versions of IPython. Users should consult these pages to learn about new features, bug fixes and backwards incompatibilities. Developers should summarize the development work they do here in a user friendly format.

### 2.1 Development version

This document describes in-flight development work.

**Warning:** Please do not edit this file by hand (doing so will likely cause merge conflicts for other Pull Requests). Instead, create a new file in the `docs/source/whatsnew/pr` folder

#### 2.1.1 Backwards incompatible changes

### 2.2 3.x Series

#### 2.2.1 IPython 3.2.3

Fixes compatibility with Python 3.4.4.

#### 2.2.2 IPython 3.2.2

Address vulnerabilities when files have maliciously crafted filenames (CVE-2015-6938), or vulnerability when opening text files with malicious binary content (CVE pending).

Users are **strongly** encouraged to upgrade immediately. There are also a few small unicode and nbconvert-related fixes.

### 2.2.3 IPython 3.2.1

IPython 3.2.1 is a small bugfix release, primarily for cross-site security fixes in the notebook. Users are **strongly** encouraged to upgrade immediately. There are also a few small unicode and nbconvert-related fixes.

See *Issues closed in the 3.x development cycle* for details.

### 2.2.4 IPython 3.2

IPython 3.2 contains important security fixes. Users are **strongly** encouraged to upgrade immediately.

Highlights:

- Address cross-site scripting vulnerabilities CVE-2015-4706, CVE-2015-4707
- A security improvement that set the secure attribute to login cookie to prevent them to be sent over http
- Revert the face color of matplotlib axes in the inline backend to not be transparent.
- Enable mathjax safe mode by default
- Fix XSS vulnerability in JSON error messages
- Various widget-related fixes

See *Issues closed in the 3.x development cycle* for details.

### 2.2.5 IPython 3.1

Released April 3, 2015

The first 3.x bugfix release, with 33 contributors and 344 commits. This primarily includes bugfixes to notebook layout and focus problems.

Highlights:

- Various focus jumping and scrolling fixes in the notebook.
- Various message ordering and widget fixes in the notebook.
- Images in markdown and output are confined to the notebook width. An `.unconfined` CSS class is added to disable this behavior per-image. The resize handle on output images is removed.
- Improved ordering of tooltip content for Python functions, putting the signature at the top.
- Fix UnicodeErrors when displaying some objects with unicode reprs on Python 2.
- Set the kernel's working directory to the notebook directory when running `nbconvert --execute`, so that behavior matches the live notebook.
- Allow setting custom SSL options for the tornado server with `NotebookApp.ssl_options`, and protect against POODLE with default settings by disabling SSLv3.
- Fix memory leak in the IPython.parallel Controller on Python 3.

See *Issues closed in the 3.x development cycle* for details.

## 2.2.6 Release 3.0

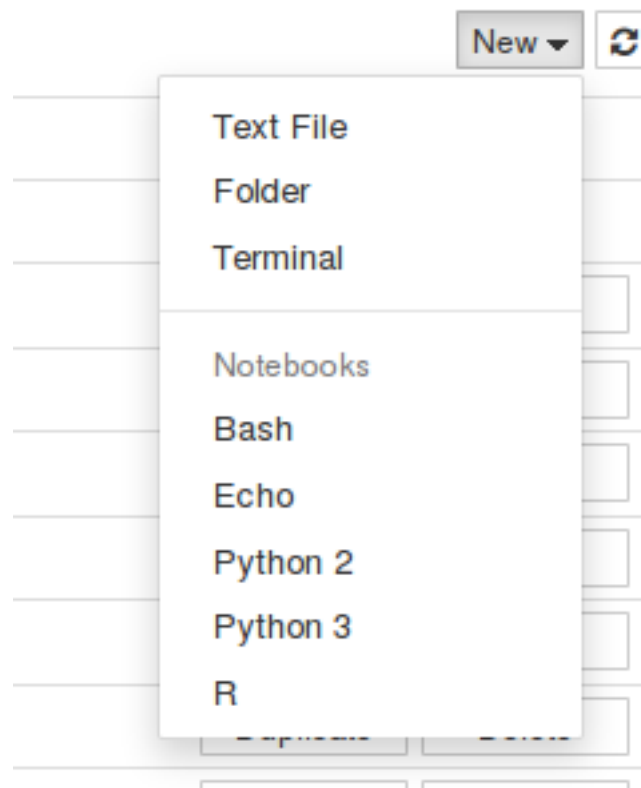
Released February 27, 2015

This is a really big release. Over 150 contributors, and almost 6000 commits in a bit under a year. Support for languages other than Python is greatly improved, notebook UI has been significantly redesigned, and a lot of improvement has happened in the experimental interactive widgets. The message protocol and document format have both been updated, while maintaining better compatibility with previous versions than prior updates. The notebook webapp now enables editing of any text file, and even a web-based terminal (on Unix platforms).

3.x will be the last monolithic release of IPython, as the next release cycle will see the growing project split into its Python-specific and language-agnostic components. Language-agnostic projects (notebook, qtconsole, etc.) will move under the umbrella of the new Project Jupyter name, while Python-specific projects (interactive Python shell, Python kernel, IPython.parallel) will remain under IPython, and be split into a few smaller packages. To reflect this, IPython is in a bit of a transition state. The logo on the notebook is now the Jupyter logo. When installing kernels system-wide, they go in a `jupyter` directory. We are going to do our best to ease this transition for users and developers.

Big changes are ahead.

### Using different kernels



You can now choose a kernel for a notebook within the user interface, rather than starting up a separate notebook server for each kernel you want to use. The syntax highlighting adapts to match the language you're working in.

Information about the kernel is stored in the notebook file, so when you open a notebook, it will automatically start the correct kernel.

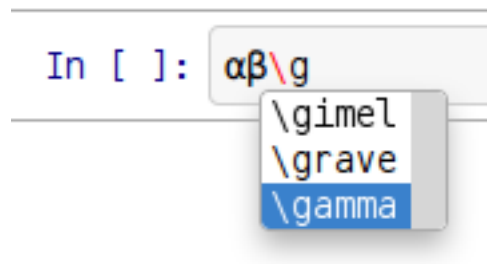
It is also easier to use the Qt console and the terminal console with other kernels, using the `--kernel` flag:

```
ipython qtconsole --kernel bash
ipython console --kernel bash

# To list available kernels
ipython kernelspec list
```

Kernel authors should see [Kernel specs](#) for how to register their kernels with IPython so that these mechanisms work.

### Typing unicode identifiers



Complex expressions can be much cleaner when written with a wider choice of characters. Python 3 allows unicode identifiers, and IPython 3 makes it easier to type those, using a feature from Julia. Type a backslash followed by a LaTeX style short name, such as `\alpha`. Press tab, and it will turn into  $\alpha$ .

### Widget migration guide

The widget framework has a lot of backwards incompatible changes. For information about migrating widget notebooks and custom widgets to 3.0 refer to the [widget migration guide](#).

### Other new features

- `TextWidget` and `TextareaWidget` objects now include a `placeholder` attribute, for displaying placeholder text before the user has typed anything.
- The `%load` magic can now find the source for objects in the user namespace. To enable searching the namespace, use the `-n` option.

```
In [1]: %load -n my_module.some_function
```

- `DirectView` objects have a new `use_cloudpickle()` method, which works like `view.use_dill()`, but causes the `cloudpickle` module from PiCloud's `cloud` library to be used rather than `dill` or the builtin `pickle` module.
- Added a `.ipynb` exporter to `nbconvert`. It can be used by passing `--to notebook` as a commandline argument to `nbconvert`.
- New `nbconvert` preprocessor called `ClearOutputPreprocessor`. This clears the output from IPython notebooks.
- New preprocessor for `nbconvert` that executes all the code cells in a notebook. To run a notebook and save its output in a new notebook:

```
ipython nbconvert InputNotebook --ExecutePreprocessor.enabled=True --to notebook --out
```

- Consecutive stream (stdout/stderr) output is merged into a single output in the notebook document. Previously, all output messages were preserved as separate output fields in the JSON. Now, the same merge is applied to the stored output as the displayed output, improving document load time for notebooks with many small outputs.
- `NotebookApp.webapp_settings` is deprecated and replaced with the more informatively named `NotebookApp.tornado_settings`.
- Using `%timeit` prints warnings if there is atleast a 4x difference in timings between the slowest and fastest runs, since this might mean that the multiple runs are not independent of one another.
- It's now possible to provide mechanisms to integrate IPython with other event loops, in addition to the ones we already support. This lets you run GUI code in IPython with an interactive prompt, and to embed the IPython kernel in GUI applications. See [Integrating with GUI event loops](#) for details. As part of this, the direct `enable_*` and `disable_*` functions for various GUIs in `IPython.lib.inpthook` have been deprecated in favour of `enable_gui()` and `disable_gui()`.
- A `ScrollManager` was added to the notebook. The `ScrollManager` controls how the notebook document is scrolled using keyboard. Users can inherit from the `ScrollManager` or `TargetScrollManager` to customize how their notebook scrolls. The default `ScrollManager` is the `SlideScrollManager`, which tries to scroll to the nearest slide or sub-slide cell.
- The function `interact_manual()` has been added which behaves similarly to `interact()`, but adds a button to explicitly run the interacted-with function, rather than doing it automatically for every change of the parameter widgets. This should be useful for long-running functions.
- The `%cython` magic is now part of the Cython module. Use `%load_ext Cython` with a version of Cython `>= 0.21` to have access to the magic now.
- The Notebook application now offers integrated terminals on Unix platforms, intended for when it is used on a remote server. To enable these, install the `terminado` Python package.
- The Notebook application can now edit any plain text files, via a full-page `CodeMirror` instance.
- Setting the default highlighting language for `nbconvert` with the config option `NbConvertBase.default_language` is deprecated. `Nbconvert` now respects metadata stored in the *kernel spec*.

- IPython can now be configured systemwide, with files in `/etc/ipython` or `/usr/local/etc/ipython` on Unix systems, or `%PROGRAMDATA%\ipython` on Windows.
- Added support for configurable user-supplied [Jinja](#) HTML templates for the notebook. Paths to directories containing template files can be specified via `NotebookApp.extra_template_paths`. User-supplied template directories searched first by the notebook, making it possible to replace existing templates with your own files.

For example, to replace the notebook's built-in `error.html` with your own, create a directory like `/home/my_templates` and put your override template at `/home/my_templates/error.html`. To start the notebook with your custom error page enabled, you would run:

```
ipython notebook '--extra_template_paths=["/home/my_templates/"]'
```

It's also possible to override a template while also [inheriting](#) from that template, by prepending `templates/` to the `{% extends %}` target of your child template. This is useful when you only want to override a specific block of a template. For example, to add additional CSS to the built-in `error.html`, you might create an override that looks like:

```
{% extends "templates/error.html" %}

{% block stylesheet %}
{{super()}}
<style type="text/css">
  /* My Awesome CSS */
</style>
{% endblock %}
```

- Added a widget persistence API. This allows you to persist your notebooks interactive widgets. Two levels of control are provided: 1. Higher level- `WidgetManager.set_state_callbacks` allows you to register callbacks for loading and saving widget state. The callbacks you register are automatically called when necessary. 2. Lower level- the `WidgetManager` Javascript class now has `get_state` and `set_state` methods that allow you to get and set the state of the widget runtime.

Example code for persisting your widget state to session data:

```
%%javascript
require(['widgets/js/manager'], function(manager) {
  manager.WidgetManager.set_state_callbacks(function() { // Load
    return JSON.parse(sessionStorage.widgets_state || '{}');
  }, function(state) { // Save
    sessionStorage.widgets_state = JSON.stringify(state);
  });
});
```

- Enhanced support for `%env` magic. As before, `%env` with no arguments displays all environment variables and values. Additionally, `%env` can be used to get or set individual environment variables. To display an individual value, use the `%env var` syntax. To set a value, use `env var val` or `env var=val`. Python value expansion using `$` works as usual.



## Backwards incompatible changes

- The *message protocol* has been updated from version 4 to version 5. Adapters are included, so IPython frontends can still talk to kernels that implement protocol version 4.
- The *notebook format* has been updated from version 3 to version 4. Read-only support for v4 notebooks has been backported to IPython 2.4. Notable changes:
  - heading cells are removed in favor of markdown headings
  - notebook outputs and output messages are more consistent with each other
  - use `IPython.nbformat.read()` and `write()` to read and write notebook files instead of the deprecated `IPython.nbformat.current` APIs.

You can downgrade a notebook to v3 via `nbconvert`:

```
ipython nbconvert --to notebook --nbformat 3 <notebook>
```

which will create `notebook.v3.ipynb`, a copy of the notebook in v3 format.

- `IPython.core.oinspect.getsource()` call specification has changed:
  - `oname` keyword argument has been added for property source formatting
  - `is_binary` keyword argument has been dropped, passing `True` had previously short-circuited the function to return `None` unconditionally
- Removed the octavemagic extension: it is now available as `oct2py.ipython`.
- Creating PDFs with LaTeX no longer uses a post processor. Use `nbconvert --to pdf` instead of `nbconvert --to latex --post pdf`.
- Used <https://github.com/jdfreder/bootstrap2to3> to migrate the Notebook to Bootstrap 3.

Additional changes:

- Set `.tab-content .row 0px;` left and right margin (bootstrap default is `-15px;`)
- Removed `height: @btn_mini_height;` from `.list_header>div,`  
`.list_item>div` in `tree.less`
- Set `#header div margin-bottom: 0px;`
- Set `#menus` to float: `left;`
- Set `#maintoolbar .navbar-text` to float: `none;`
- Added no-padding convenience class.
- Set border of `#maintoolbar` to `0px`
- Accessing the `container` DOM object when displaying javascript has been deprecated in IPython 2.0 in favor of accessing `element`. Starting with IPython 3.0 trying to access `container` will raise an error in browser javascript console.
- `IPython.utils.py3compat.open` was removed: `io.open()` provides all the same functionality.

- The NotebookManager and `/api/notebooks` service has been replaced by a more generic ContentsManager and `/api/contents` service, which supports all kinds of files.
- The Dashboard now lists all files, not just notebooks and directories.
- The `--script` hook for saving notebooks to Python scripts is removed, use `ipython nbconvert --to python notebook` instead.
- The `rmagic` extension is deprecated, as it is now part of `rpy2`. See `rpy2.ipython.rmagic`.
- `start_kernel()` and `format_kernel_cmd()` no longer accept a `executable` parameter. Use the `kernelspec` machinery instead.
- The widget classes have been renamed from `*Widget` to `*`. The old names are still functional, but are deprecated. i.e. `IntSliderWidget` has been renamed to `IntSlider`.
- The `ContainerWidget` was renamed to `Box` and no longer defaults as a flexible box in the web browser. A new `FlexBox` widget was added, which allows you to use the flexible box model.
- The notebook now uses a single websocket at `/kernels/<kernel-id>/channels` instead of separate `/kernels/<kernel-id>/{shell|iopub|stdin}` channels. Messages on each channel are identified by a `channel` key in the message dict, for both send and recv.

### Content Security Policy

The Content Security Policy is a web standard for adding a layer of security to detect and mitigate certain classes of attacks, including Cross Site Scripting (XSS) and data injection attacks. This was introduced into the notebook to ensure that the IPython Notebook and its APIs (by default) can only be embedded in an `iframe` on the same origin.

Override `headers['Content-Security-Policy']` within your notebook configuration to extend for alternate domains and security settings.:

```
c.NotebookApp.tornado_settings = {
    'headers': {
        'Content-Security-Policy': "frame-ancestors 'self'"
    }
}
```

Example policies:

```
Content-Security-Policy: default-src 'self' https://*.jupyter.org
```

Matches embeddings on any subdomain of `jupyter.org`, so long as they are served over SSL.

There is a `report-uri` endpoint available for logging CSP violations, located at `/api/security/csp-report`. To use it, set `report-uri` as part of the CSP:

```
c.NotebookApp.tornado_settings = {
    'headers': {
        'Content-Security-Policy': "frame-ancestors 'self'; report-uri /api/security/csp-report"
    }
}
```

It simply provides the CSP report as a warning in IPython's logs. The default CSP sets this report-uri relative to the `base_url` (not shown above).

For a more thorough and accurate guide on Content Security Policies, check out [MDN's Using Content Security Policy](#) for more examples.

## 2.3 Issues closed in the 3.x development cycle

### 2.3.1 Issues closed in 3.2.1

GitHub stats for 2015/06/22 - 2015/07/12 (since 3.2)

These lists are automatically generated, and may be incomplete or contain duplicates.

We closed 1 issue and merged 3 pull requests. The full list can be seen [on GitHub](#)

The following 5 authors contributed 9 commits.

- Benjamin Ragan-Kelley
- Matthias Bussonnier
- Nitin Dahyabhai
- Sebastiaan Mathot
- Thomas Kluyver

### 2.3.2 Issues closed in 3.2

GitHub stats for 2015/04/03 - 2015/06/21 (since 3.1)

These lists are automatically generated, and may be incomplete or contain duplicates.

We closed 7 issues and merged 30 pull requests. The full list can be seen [on GitHub](#)

The following 15 authors contributed 74 commits.

- Benjamin Ragan-Kelley
- Brian Gough
- Damián Avila
- Ian Barfield
- Jason Grout
- Jeff Hussmann
- Jessica B. Hamrick
- Kyle Kelley
- Matthias Bussonnier

- Nicholas Bollweg
- Randy Lai
- Scott Sanderson
- Sylvain Corlay
- Thomas A Caswell
- Thomas Kluyver

### 2.3.3 Issues closed in 3.1

GitHub stats for 2015/02/27 - 2015/04/03 (since 3.0)

These lists are automatically generated, and may be incomplete or contain duplicates.

We closed 46 issues and merged 133 pull requests. The full list can be seen [on GitHub](#).

The following 33 authors contributed 344 commits:

- Abe Guerra
- Adal Chiriliuc
- Benjamin Ragan-Kelley
- Brian Drawert
- Fernando Perez
- Gareth Elston
- Gert-Ludwig Ingold
- Giuseppe Venturini
- Jakob Gager
- Jan Schulz
- Jason Grout
- Jessica B. Hamrick
- Jonathan Frederic
- Justin Tyberg
- Lorena Pantano
- mashenjun
- Mathieu
- Matthias Bussonnier
- Morten Enemark Lund
- Naveen Nathan

- Nicholas Bollweg
- onesandzeroes
- Patrick Snape
- Peter Parente
- RickWinter
- Robert Smith
- Ryan Nelson
- Scott Sanderson
- Sylvain Corlay
- Thomas Kluyver
- tmtabor
- Wieland Hoffmann
- Yuval Langer

### 2.3.4 Issues closed in 3.0

GitHub stats for 2014/04/02 - 2015/02/13 (since 2.0)

These lists are automatically generated, and may be incomplete or contain duplicates.

We closed 469 issues and merged 925 pull requests. The full list can be seen [on GitHub](#).

The following 155 authors contributed 5975 commits.

- A.J. Holyoake
- abalkin
- Adam Hodgen
- Adrian Price-Whelan
- Amin Bandali
- Andreas Amann
- Andrew Dawes
- Andrew Jesaitis
- Andrew Payne
- AnneTheAgile
- Aron Ahmadi
- Ben Duffield
- Benjamin ABEL

- Benjamin Ragan-Kelley
- Benjamin Schultz
- Björn Grüning
- Björn Linse
- Blake Griffith
- Boris Egorov
- Brian E. Granger
- bsvh
- Carlos Cordoba
- Cedric GESTES
- cel
- chebee7i
- Christoph Gohlke
- CJ Carey
- Cyrille Rossant
- Dale Jung
- Damián Avila
- Damon Allen
- Daniel B. Vasquez
- Daniel Rocco
- Daniel Wehner
- Dav Clark
- David Hirschfeld
- David Neto
- dexterdev
- Dmitry Kloper
- dongweiming
- Doug Blank
- drevicko
- Dustin Rodriguez
- Eric Firing
- Eric Galloway

- Erik M. Bray
- Erik Tollerud
- Ezequiel (Zac) Panepucci
- Fernando Perez
- foogunlana
- Francisco de la Peña
- George Titsworth
- Gordon Ball
- gporras
- Grzegorz Rożniecki
- Helen ST
- immerrr
- Ingolf Becker
- Jakob Gager
- James Goppert
- James Porter
- Jan Schulz
- Jason Goad
- Jason Gors
- Jason Grout
- Jason Newton
- j davidheiser
- Jean-Christophe Jaskula
- Jeff Hemmelgarn
- Jeffrey Bush
- Jeroen Demeyer
- Jessica B. Hamrick
- Jessica Frazelle
- jhemmelg
- Jim Garrison
- Joel Nothman
- Johannes Feist

- John Stowers
- John Zwinck
- jonasc
- Jonathan Frederic
- Juergen Hasch
- Julia Evans
- Justyna Ilczuk
- Jörg Dietrich
- K.-Michael Aye
- Kalibri
- Kester Tong
- Kyle Kelley
- Kyle Rawlins
- Lev Abalkin
- Manuel Riel
- Martin Bergtholdt
- Martin Spacek
- Mateusz Paprocki
- Mathieu
- Matthias Bussonnier
- Maximilian Albert
- mbyt
- MechCoder
- Mohan Raj Rajamanickam
- mvr
- Narahari
- Nathan Goldbaum
- Nathan Heijermans
- Nathaniel J. Smith
- ncornette
- Nicholas Bollweg
- Nick White



- Nikolay Koldunov
- Nile Geisinger
- Olga Botvinnik
- Osada Paranaliyanage
- Pankaj Pandey
- Pascal Bugnion
- patricktokeeffe
- Paul Ivanov
- Peter Odding
- Peter Parente
- Peter Würtz
- Phil Elson
- Phillip Nordwall
- Pierre Gerold
- Pierre Haessig
- Raffaele De Feo
- Ramiro Gómez
- Reggie Pierce
- Remi Rampin
- Renaud Richardet
- Richard Everson
- Scott Sanderson
- Silvia Vinyes
- Simon Guillot
- Spencer Nelson
- Stefan Zimmermann
- Steve Chan
- Steven Anton
- Steven Silvester
- sunny
- Susan Tan
- Sylvain Corlay

- Tarun Gaba
- Thomas Ballinger
- Thomas Kluyver
- Thomas Robitaille
- Thomas Spura
- Tobias Oberstein
- Torsten Bittner
- unknown
- v923z
- vaibhavsagar
- 23. Trevor King
- weichm
- Xiuming Chen
- Yaroslav Halchenko
- zah

## 2.4 Migrating Widgets to IPython 3

### 2.4.1 Upgrading Notebooks

1. The first thing you'll notice when upgrading an IPython 2.0 widget notebook to IPython 3.0 is the “Notebook converted” dialog. Click “ok”.
2. All of the widgets distributed with IPython have been renamed. The “Widget” suffix was removed from the end of the class name. i.e. `ButtonWidget` is now `Button`.
3. `ContainerWidget` was renamed to `Box`.
4. `PopupWidget` was removed from IPython. If you use the `PopupWidget`, try using a `Box` widget instead. If your notebook can't live without the popup functionality, subclass the `Box` widget (both in Python and JS) and use JQuery UI's `draggable()` and `resizable()` methods to mimic the behavior.
5. `add_class` and `remove_class` were removed. More often than not a new attribute exists on the widget that allows you to achieve the same explicitly. i.e. the `Button` widget now has a `button_style` attribute which you can set to 'primary', 'success', 'info', 'warning', 'danger', or '' instead of using `add_class` to add the bootstrap class. `VBox` and `HBox` classes (flexible `Box` subclasses) were added that allow you to avoid using `add_class` and `remove_class` to make flexible box model layouts. As a last resort, if you can't find a built in attribute for the class you want to use, a new `_dom_classes` list trait was added, which combines `add_class` and `remove_class` into one stateful list.

6. `set_css` and `get_css` were removed in favor of explicit style attributes - `visible`, `width`, `height`, `padding`, `margin`, `color`, `background_color`, `border_color`, `border_width`, `border_radius`, `border_style`, `font_style`, `font_weight`, `font_size`, and `font_family` are a few. If you can't find a trait to see the css attribute you need, you can, in order of preference, (A) subclass to create your own custom widget, (B) use CSS and the `_dom_classes` trait to set `_dom_classes`, or (C) use the `_css` dictionary to set CSS styling like `set_css` and `get_css`.
7. For selection widgets, such as `Dropdown`, the `values` argument has been renamed to `options`.

## 2.4.2 Upgrading Custom Widgets

### Javascript

1. If you are distributing your widget and decide to use the deferred loading technique (preferred), you can remove all references to the `WidgetManager` and the `register model/view` calls (see the Python section below for more information).
2. In 2.0 `require.js` was used incorrectly, that has been fixed and now loading works more like Python's `import`. Requiring `widgets/js/widget` doesn't import the `WidgetManager` class, instead it imports a dictionary that exposes the classes within that module:

```
{
  'WidgetModel': WidgetModel,
  'WidgetView': WidgetView,
  'DOMWidgetView': DOMWidgetView,
  'ViewList': ViewList,
}
```

If you decide to continue to use the widget registry (by registering your widgets with the manager), you can import a dictionary with a handle to the `WidgetManager` class by requiring `widgets/js/manager`. Doing so will import:

```
{'WidgetManager': WidgetManager}
```

3. Don't rely on the IPython namespace for anything. To inherit from the `DOMWidgetView`, `WidgetView`, or `WidgetModel`, require `widgets/js/widget` as `widget`. If you were inheriting from `DOMWidgetView`, and the code looked like this:

```
IPython.DOMWidgetView.extend({...})
```

It would become this:

```
widget.DOMWidgetView.extend({...})
```

4. Custom models are encouraged. When possible, it's recommended to move your code into a custom model, so actions are performed 1 time, instead of N times where N is the number of displayed views.

### Python

Generally, custom widget Python code can remain unchanged. If you distribute your custom widget, you may be using `display` and `Javascript` to publish the widget's Javascript to the front-end. That is no longer the recommended way of distributing widget Javascript. Instead have the user install the Javascript to his/her nbextension directory or their profile's static directory. Then use the new `_view_module` and `_model_module` traitlets in combination with `_view_name` and `_model_name` to instruct `require.js` on how to load the widget's Javascript. The Javascript is then loaded when the widget is used for the first time.

### 2.4.3 Details

#### Asynchronous

In the IPython 2.x series the only way to register custom widget views and models was to use the registry in the widget manager. Unfortunately, using this method made distributing and running custom widgets difficult. The widget maintainer had to either use the rich display framework to push the widget's Javascript to the notebook or instruct the users to install the Javascript by hand in a custom profile. With the first method, the maintainer would have to be careful about when the Javascript was pushed to the front-end. If the Javascript was pushed on Python widget `import`, the widgets wouldn't work after page refresh. This is because refreshing the page does not restart the kernel, and the Python `import` statement only runs once in a given kernel instance (unless you reload the Python modules, which isn't straight forward). This meant the maintainer would have to have a separate `push_js()` method that the user would have to call after importing the widget's Python code.

Our solution was to add support for loading widget views and models using `require.js` paths. Thus the comm and widget frameworks now support lazy loading. To do so, everything had to be converted to asynchronous code. HTML5 promises are used to accomplish that ([#6818](#), [#6914](#)).

#### Symmetry

In IPython 3.0, widgets can be instantiated from the front-end ([#6664](#)). On top of this, a widget persistence API was added ([#7163](#), [#7227](#)). With the widget persistence API, you can persist your widget instances using Javascript. This makes it easy to persist your widgets to your notebook document (with a small amount of custom JS). By default, the widgets are persisted to your web browsers local storage which makes them reappear when you refresh the page.

#### Smaller Changes

- Latex math is supported in widget descriptions ([#5937](#)).
- Widgets can be display more than once within a single container widget ([#5963](#), [#6990](#)).
- `FloatRangeSlider` and `IntRangeSlider` were added ([#6050](#)).
- “Widget” was removed from the ends of all of the widget class names ([#6125](#)).
- `ContainerWidget` was renamed to `Box` ([#6125](#)).

- HBox and VBox widgets were added (#6125).
- `add\_class` and `remove\_class` were removed in favor of a `\_dom\_classes` list (#6235).
- `get\_css` and `set\_css` were removed in favor of explicit traits for widget styling (#6235).
- `jslink` and `jsdlink` were added (#6454, #7468).
- An Output widget was added, which allows you to print and display within widgets (#6670).
- `PopupWidget` was removed (#7341).
- A visual cue was added for widgets with ‘dead’ comms (#7227).
- A `SelectMultiple` widget was added (a `Select` widget that allows multiple things to be selected at once) (#6890).
- A class was added to help manage children views (#6990).
- A warning was added that shows on widget import because it’s expected that the API will change again by IPython 4.0. This warning can be suppressed (#7107, #7200, #7201, #7204).

## 2.4.4 Comm and Widget PR Index

Here is a chronological list of PRs affecting the widget and comm frameworks for IPython 3.0. Note that later PRs may revert changes made in earlier PRs:

- Add placeholder attribute to text widgets #5652
- Add latex support in widget labels, #5937
- Allow widgets to display more than once within container widgets. #5963
- use `require.js`, #5980
- Range widgets #6050
- Interact `on\_demand` option #6051
- Allow text input on slider widgets #6106
- support binary buffers in comm messages #6110
- Embrace the flexible box model in the widgets #6125
- Widget trait serialization #6128
- Make Container widgets take children as the first positional argument #6153
- once-displayed #6168
- Validate slider value, when limits change #6171
- Unregistering comms in Comm Manager #6216
- Add `EventfulList` and `EventfulDict` trait types. #6228
- Remove `add/remove\_class` and `set/get\_css`. #6235
- avoid unregistering widget model twice #6250

- Widget property lock should compare json states, not python states [#6332](#)
- Strip the IPY\_MODEL\_ prefix from widget IDs before referencing them. [#6377](#)
- “event” is not defined error in Firefox [#6437](#)
- Javascript link [#6454](#)
- Bulk update of widget attributes [#6463](#)
- Creating a widget registry on the Python side. [#6493](#)
- Allow widget views to be loaded from require modules [#6494](#)
- Fix Issue [#6530](#) [#6532](#)
- Make comm manager (mostly) independent of InteractiveShell [#6540](#)
- Add semantic classes to top-level containers for single widgets [#6609](#)
- Selection Widgets: forcing ‘value’ to be in ‘values’ [#6617](#)
- Allow widgets to be constructed from Javascript [#6664](#)
- Output widget [#6670](#)
- Minor change in widgets.less to fix alignment issue [#6681](#)
- Make Selection widgets respect values order. [#6747](#)
- Widget persistence API [#6789](#)
- Add promises to the widget framework. [#6818](#)
- SelectMultiple widget [#6890](#)
- Tooltip on toggle button [#6923](#)
- Allow empty text box \*while typing\* for numeric widgets [#6943](#)
- Ignore failure of widget MathJax typesetting [#6948](#)
- Refactor the do\_diff and manual child view lists into a separate ViewList object [#6990](#)
- Add warning to widget namespace import. [#7107](#)
- lazy load widgets [#7120](#)
- Fix padding of widgets. [#7139](#)
- Persist widgets across page refresh [#7163](#)
- Make the widget experimental error a real python warning [#7200](#)
- Make the widget error message shorter and more understandable. [#7201](#)
- Make the widget warning brief and easy to filter [#7204](#)
- Add visual cue for widgets with dead comms [#7227](#)
- Widget values as positional arguments [#7260](#)
- Remove the popup widget [#7341](#)

- document and validate link, dlink #7468
- Document interact 5637 #7525
- Update some broken examples of using widgets #7547
- Use Output widget with Interact #7554
- don't send empty execute\_result messages #7560
- Validation on the python side #7602
- only show prompt overlay if there's a prompt #7661
- Allow predicate to be used for comparison in selection widgets #7674
- Fix widget view persistence. #7680
- Revert "Use Output widget with Interact" #7703

## 2.5 2.x Series

### 2.5.1 Release 2.4

January, 2015

- backport read support for nbformat v4 from IPython 3
- support for PyQt5
- support for Pygments 2.0

For more information on what fixes have been backported to 2.4, see our [detailed release info](#).

### 2.5.2 Release 2.3.1

November, 2014

- Fix CRCRLF line-ending bug in notebooks on Windows

For more information on what fixes have been backported to 2.3.1, see our [detailed release info](#).

### 2.5.3 Release 2.3.0

October, 2014

- improve qt5 support
- prevent notebook data loss with atomic writes

For more information on what fixes have been backported to 2.3, see our [detailed release info](#).

### 2.5.4 Release 2.2.0

August, 2014

- Add CORS configuration

For more information on what fixes have been backported to 2.2, see our [detailed release info](#).

### 2.5.5 Release 2.1.0

May, 2014

IPython 2.1 is the first bugfix release for 2.0. For more information on what fixes have been backported to 2.1, see our [detailed release info](#).

### 2.5.6 Release 2.0.0

April, 2014

IPython 2.0 requires Python 2.7.2 or 3.3.0. It does not support Python 3.0, 3.1, 3.2, 2.5, or 2.6.

The principal milestones of 2.0 are:

- interactive widgets for the notebook
- directory navigation in the notebook dashboard
- persistent URLs for notebooks
- a new modal user interface in the notebook
- a security model for notebooks

Contribution summary since IPython 1.0 in August, 2013:

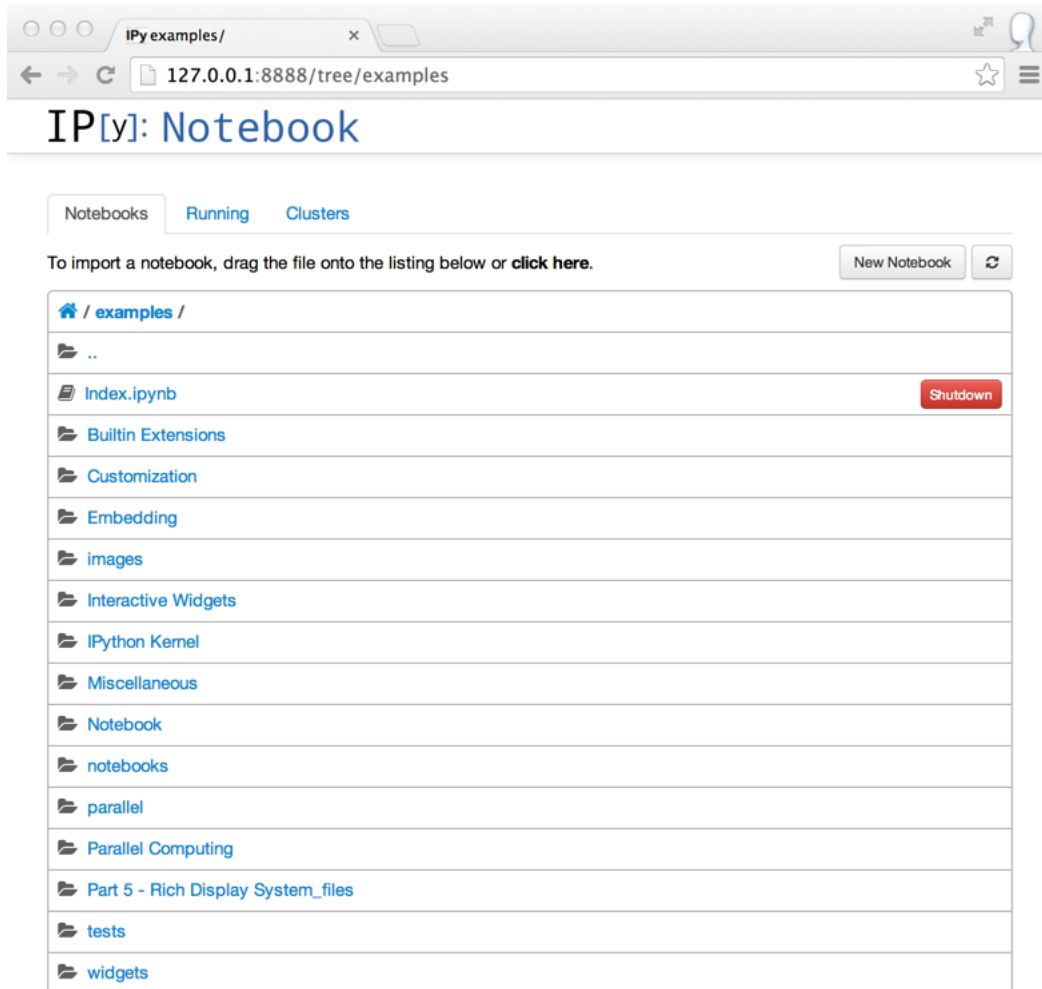
- ~8 months of work
- ~650 pull requests merged
- ~400 issues closed (non-pull requests)
- contributions from ~100 authors
- ~4000 commits

The amount of work included in this release is so large that we can only cover here the main highlights; please see our [detailed release statistics](#) for links to every issue and pull request closed on GitHub as well as a full list of individual contributors.



## New stuff in the IPython notebook

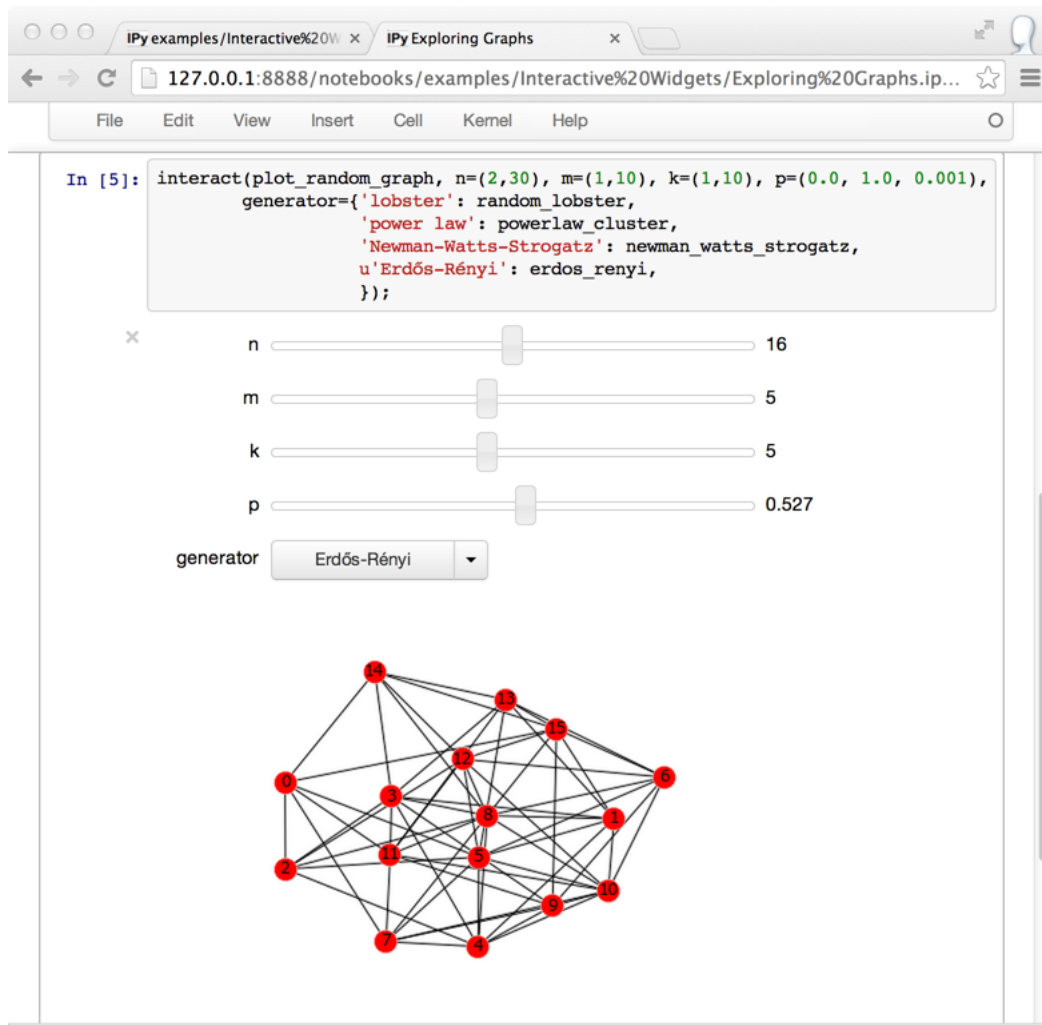
### Directory navigation



The IPython notebook dashboard allows navigation into subdirectories. URLs are persistent based on the notebook's path and name, so no more random UUID URLs.

Serving local files no longer needs the `files/` prefix. Relative links across notebooks and other files should work just as if notebooks were regular HTML files.

## Interactive widgets

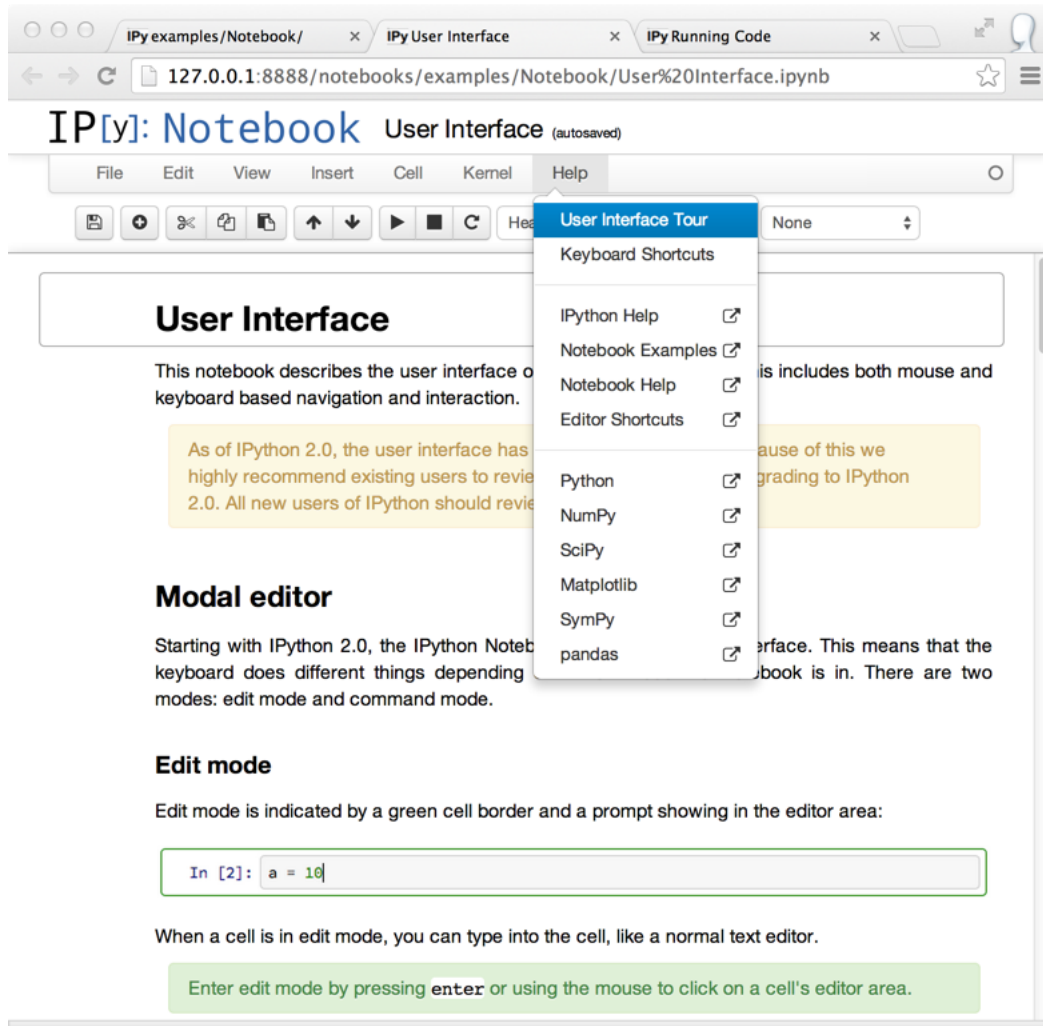


IPython 2.0 adds `IPython.html.widgets`, for manipulating Python objects in the kernel with GUI controls in the notebook. IPython comes with a few built-in widgets for simple data types, and an API designed for developers to build more complex widgets. See the [widget docs](#) for more information.

## Modal user interface

The notebook has added separate Edit and Command modes, allowing easier keyboard commands and making keyboard shortcut customization possible. See the new [User Interface notebook](#) for more information.

You can familiarize yourself with the updated notebook user interface, including an explanation of Edit and Command modes, by going through the short guided tour which can be started from the Help menu.

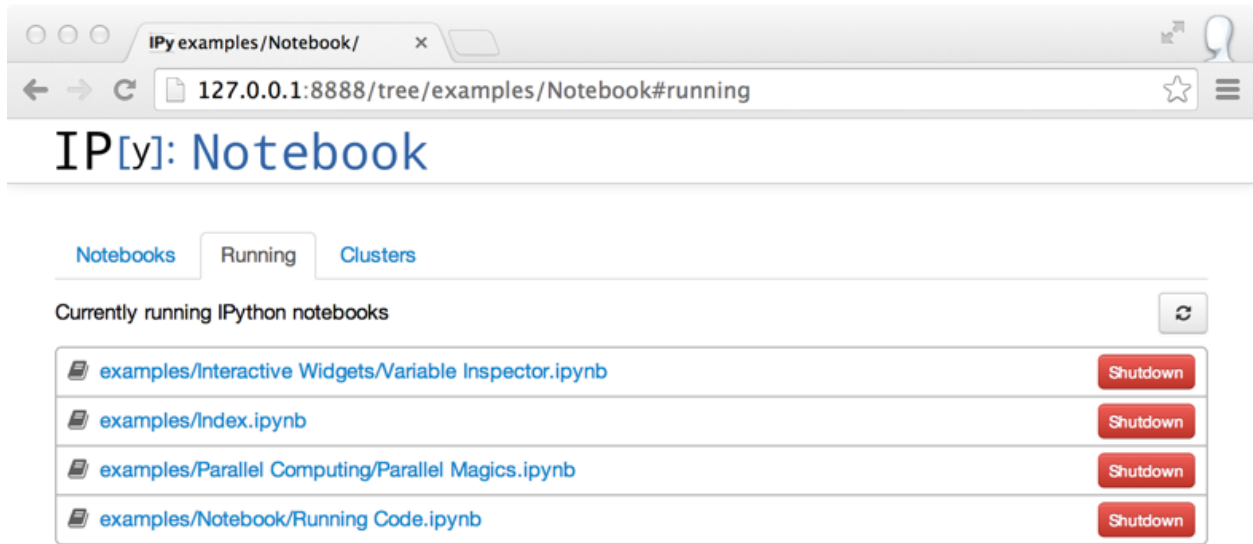


## Security

2.0 introduces a *security model* for notebooks, to prevent untrusted code from executing on users' behalf when notebooks open. A quick summary of the model:

- Trust is determined by *signing notebooks*.
- Untrusted HTML output is sanitized.
- Untrusted Javascript is never executed.
- HTML and Javascript in Markdown are never trusted.

## Dashboard “Running” tab



The dashboard now has a “Running” tab which shows all of the running notebooks.

## Single codebase Python 3 support

IPython previously supported Python 3 by running 2to3 during setup. We have now switched to a single codebase which runs natively on Python 2.7 and 3.3.

For notes on how to maintain this, see [Writing code for Python 2 and 3](#).

## Selecting matplotlib figure formats

Deprecate `single-format` `InlineBackend.figure_format` configurable in favor of `InlineBackend.figure_formats`, which is a set, supporting multiple simultaneous figure formats (e.g. png, pdf).

This is available at runtime with the new API function `IPython.display.set_matplotlib_formats()`.

## clear\_output changes

- There is no longer a 500ms delay when calling `clear_output`.
- The ability to clear `stderr` and `stdout` individually was removed.
- A new `wait` flag that prevents `clear_output` from being executed until new output is available. This eliminates animation flickering by allowing the user to double buffer the output.
- The output div height is remembered when the `wait=True` flag is used.

## Extending configurable containers

Some configurable traits are containers (list, dict, set). Config objects now support calling `extend`, `update`, `insert`, etc. on traits in config files, which will ultimately result in calling those methods on the original object.

The effect being that you can now add to containers without having to copy/paste the initial value:

```
c = get_config()
c.InlineBackend.rc.update({ 'figure.figsize' : (6, 4) })
```

## Changes to hidden namespace on startup

Previously, all names declared in code run at startup (startup files, `ipython -i script.py`, etc.) were added to the hidden namespace, which hides the names from tools like `%whos`. There are two changes to this behavior:

1. Scripts run on the command-line `ipython -i script.py` now behave the same as if they were passed to ```%run```, so their variables are never hidden.
2. A boolean config flag `InteractiveShellApp.hide_initial_ns` has been added to optionally disable the hidden behavior altogether. The default behavior is unchanged.

## Using dill to expand serialization support

The new function `use_dill()` allows dill to extend serialization support in `IPython.parallel` (closures, etc.). A `DirectView.use_dill()` convenience method was also added, to enable dill locally and on all engines with one call.

## New IPython console lexer

The IPython console lexer has been rewritten and now supports tracebacks and customized input/output prompts. See the [new lexer docs](#) for details.

## DisplayFormatter changes

There was no official way to query or remove callbacks in the Formatter API. To remedy this, the following methods are added to `BaseFormatter`:

- `lookup(instance)` - return appropriate callback or a given object
- `lookup_by_type(type_or_str)` - return appropriate callback for a given type or 'mod.name' type string
- `pop(type_or_str)` - remove a type (by type or string). Pass a second argument to avoid `KeyError` (like dict).

All of the above methods raise a `KeyError` if no match is found.

And the following methods are changed:

- `for_type(type_or_str)` - behaves the same as before, only adding support for `'mod.name'` type strings in addition to plain types. This removes the need for `for_type_by_name()`, but it remains for backward compatibility.

Formatters can now raise `NotImplementedError` in addition to returning `None` to indicate that they cannot format a given object.

### Exceptions and Warnings

Exceptions are no longer silenced when formatters fail. Instead, these are turned into a `FormatterWarning`. A `FormatterWarning` will also be issued if a formatter returns data of an invalid type (e.g. an integer for `'image/png'`).

### Other changes

- `%%capture` cell magic now captures the rich display output, not just stdout/stderr
- In notebook, Showing tooltip on tab has been disabled to avoid conflict with completion, Shift-Tab could still be used to invoke tooltip when inside function signature and/or on selection.
- `object_info_request` has been replaced by `object_info` for consistency in the javascript API. `object_info` is a simpler interface to register callback that is incompatible with `object_info_request`.
- Previous versions of IPython on Linux would use the XDG config directory, creating `~/.config/ipython` by default. We have decided to go back to `~/.ipython` for consistency among systems. IPython will issue a warning if it finds the XDG location, and will move it to the new location if there isn't already a directory there.
- Equations, images and tables are now centered in Markdown cells.
- Multiline equations are now centered in output areas; single line equations remain left justified.
- IPython config objects can be loaded from and serialized to JSON. JSON config file have the same base name as their `.py` counterpart, and will be loaded with higher priority if found.
- bash completion updated with support for all ipython subcommands and flags, including `nbconvert`
- `ipython history trim`: added `--keep=<N>` as an alias for the more verbose `--HistoryTrim.keep=<N>`
- New `ipython history clear` subcommand, which is the same as the newly supported `ipython history trim --keep=0`
- You can now run notebooks in an interactive session via `%run notebook.ipynb`.
- Print preview is back in the notebook menus, along with options to download the open notebook in various formats. This is powered by `nbconvert`.

- `PandocMissing` exceptions will be raised if Pandoc is unavailable, and warnings will be printed if the version found is too old. The recommended Pandoc version for use with nbconvert is 1.12.1.
- The `InlineBackend.figure_format` now supports JPEG output if PIL/Pillow is available.
- Input transformers (see [Custom input transformation](#)) may now raise `SyntaxError` if they determine that input is invalid. The input transformation machinery in IPython will handle displaying the exception to the user and resetting state.
- Calling `container.show()` on javascript display is deprecated and will trigger errors on future IPython notebook versions. `container` now show itself as soon as non-empty
- Added `InlineBackend.print_figure_kwargs` to allow passing keyword arguments to matplotlib's `Canvas.print_figure`. This can be used to change the value of `bbox_inches`, which is 'tight' by default, or set the quality of JPEG figures.
- A new callback system has been introduced. For details, see [Registering callbacks](#).
- jQuery and require.js are loaded from CDNs in the default HTML template, so javascript is available in static HTML export (e.g. nbviewer).

## Backwards incompatible changes

- Python 2.6 and 3.2 are no longer supported: the minimum required Python versions are now 2.7 and 3.3.
- The Transformer classes have been renamed to Preprocessor in nbconvert and their `call` methods have been renamed to `preprocess`.
- The `call` methods of nbconvert post-processors have been renamed to `postprocess`.
- The module `IPython.core.fakemodule` has been removed.
- The alias system has been reimplemented to use magic functions. There should be little visible difference while automagics are enabled, as they are by default, but parts of the `AliasManager` API have been removed.
- We fixed an issue with switching between matplotlib inline and GUI backends, but the fix requires matplotlib 1.1 or newer. So from now on, we consider matplotlib 1.1 to be the minimally supported version for IPython. Older versions for the most part will work, but we make no guarantees about it.
- The **pycolor** command has been removed. We recommend the much more capable **pygmentize** command from the [Pygments](#) project. If you need to keep the exact output of **pycolor**, you can still use `python -m IPython.utils.PyColorize foo.py`.
- `IPython.lib.irunner` and its command-line entry point have been removed. It had fallen out of use long ago.
- The `input_prefilter` hook has been removed, as it was never actually used by the code. The input transformer system offers much more powerful APIs to work with input code. See [Custom input transformation](#) for details.

- `IPython.core.inputsplitter.IPythonInputSplitter` no longer has a method `source_raw_reset()`, but gains `raw_reset()` instead. Use of `source_raw_reset` can be replaced with:

```
raw = isp.source_raw
transformed = isp.source_reset()
```

- The Azure notebook manager was removed as it was no longer compatible with the notebook storage scheme.
- Simplifying configurable URLs
  - `base_project_url` is renamed to `base_url` (`base_project_url` is kept as a deprecated alias, for now)
  - `base_kernel_url` configurable is removed (use `base_url`)
  - `websocket_url` configurable is removed (use `base_url`)

## 2.6 Issues closed in the 2.x development cycle

### 2.6.1 Issues closed in 2.4.0

GitHub stats for 2014/11/01 - 2015/01/30

These lists are automatically generated, and may be incomplete or contain duplicates.

The following 7 authors contributed 35 commits.

- Benjamin Ragan-Kelley
- Carlos Cordoba
- Damon Allen
- Jessica B. Hamrick
- Mateusz Paprocki
- Peter Würtz
- Thomas Kluyver

We closed 10 issues and merged 6 pull requests; this is the full list (generated with the script `tools/github_stats.py`):

Pull Requests (10):

- [PR #7106](#): Changed the display order of rich output in the live notebook.
- [PR #6878](#): Update pigments monkeypatch for compatibility with Pygments 2.0
- [PR #6778](#): backport nbformat v4 to 2.x
- [PR #6761](#): `object_info_reply` field is `oname`, not `name`
- [PR #6653](#): Fix `IPython.utils.ansispan()` to ignore stray `[0m`



- [PR #6706](#): Correctly display prompt numbers that are ‘None’
- [PR #6634](#): don’t use contains in SelectWidget item\_query
- [PR #6593](#): note how to start the qtconsole
- [PR #6281](#): more minor fixes to release scripts
- [PR #5458](#): Add support for PyQt5.

Issues (6):

- [#7272](#): qtconsole problems with pygments
- [#7049](#): Cause TypeError: ‘NoneType’ object is not callable in qtconsole
- [#6877](#): Qt console doesn’t work with pygments 2.0rc1
- [#6689](#): Problem with string containing two or more question marks
- [#6702](#): Cell numbering after `ClearOutput` preprocessor
- [#6633](#): selectwidget doesn’t display 1 as a selection choice when passed in as a member of values list

## 2.6.2 Issues closed in 2.3.1

Just one bugfix: fixed bad CRCRLF line-endings in notebooks on Windows

Pull Requests (1):

- [PR #6911](#): don’t use text mode in mkstemp

Issues (1):

- [#6599](#): Notebook.ipynb CR+LF turned into CR+CR+LF

## 2.6.3 Issues closed in 2.3.0

GitHub stats for 2014/08/06 - 2014/10/01

These lists are automatically generated, and may be incomplete or contain duplicates.

The following 6 authors contributed 31 commits.

- Benjamin Ragan-Kelley
- David Hirschfeld
- Eric Firing
- Jessica B. Hamrick
- Matthias Bussonnier
- Thomas Kluyver

We closed 16 issues and merged 9 pull requests; this is the full list (generated with the script `tools/github_stats.py`):

### Pull Requests (16):

- [PR #6587](#): support `%matplotlib qt5` and `%matplotlib nbagg`
- [PR #6583](#): Windows symlink test fixes
- [PR #6585](#): fixes [#6473](#)
- [PR #6581](#): Properly mock winreg functions for test
- [PR #6556](#): Use some more informative asserts in inprocess kernel tests
- [PR #6514](#): Fix for copying metadata flags
- [PR #6453](#): Copy file metadata in atomic save
- [PR #6480](#): only compare host:port in `Websocket.check_origin`
- [PR #6483](#): Trim anchor link in heading cells, fixes [#6324](#)
- [PR #6410](#): Fix relative import in `appnope`
- [PR #6395](#): update mathjax CDN url in `nbconvert` template
- [PR #6269](#): Implement atomic save
- [PR #6374](#): Rename `abort_queues` -> `_abort_queues`
- [PR #6321](#): Use `appnope` in qt and wx gui support from the terminal; closes [#6189](#)
- [PR #6318](#): use `write_error` instead of `get_error_html`
- [PR #6303](#): Fix error message when failing to load a notebook

### Issues (9):

- [#6057](#): `%matplotlib + qt5`
- [#6518](#): Test failure in atomic save on Windows
- [#6473](#): Switching between “Raw Cell Format” and “Edit Metadata” does not work
- [#6405](#): Creating a notebook should respect directory permissions; saving should respect prior permissions
- [#6324](#): Anchors in Heading don’t work.
- [#6409](#): No module named ‘\_dummy’
- [#6392](#): Mathjax library link broken
- [#6329](#): IPython Notebook Server URL now requires “tree” at the end of the URL? (version 2.2)
- [#6189](#): ipython console freezes for increasing no of seconds in `%pylab` mode

## 2.6.4 Issues closed in 2.2.0

GitHub stats for 2014/05/21 - 2014/08/06 (tag: rel-2.1.0)

These lists are automatically generated, and may be incomplete or contain duplicates.

The following 13 authors contributed 36 commits.

- Adam Hodgen
- Benjamin Ragan-Kelley
- Björn Grüning
- Dara Adib
- Eric Galloway
- Jonathan Frederic
- Kyle Kelley
- Matthias Bussonnier
- Paul Ivanov
- Shayne Hodge
- Steven Anton
- Thomas Kluyver
- Zahari

We closed 23 issues and merged 11 pull requests; this is the full list (generated with the script `tools/github_stats.py`):

Pull Requests (23):

- [PR #6279](#): minor updates to release scripts
- [PR #6273](#): Upgrade default mathjax version.
- [PR #6249](#): always use HTTPS getting mathjax from CDN
- [PR #6114](#): update hmac signature comparison
- [PR #6195](#): Close handle on new temporary files before returning filename
- [PR #6143](#): pin tornado to < 4 on travis js tests
- [PR #6134](#): remove rackcdn https workaround for mathjax cdn
- [PR #6120](#): Only allow iframe embedding on same origin.
- [PR #6117](#): Remove / from route of TreeRedirectHandler.
- [PR #6105](#): only set allow\_origin\_pat if defined
- [PR #6102](#): Add newline if missing to end of script magic cell
- [PR #6077](#): allow unicode keys in dicts in json\_clean

- [PR #6061](#): make CORS configurable
- [PR #6081](#): don't modify dict keys while iterating through them
- [PR #5803](#): unify visual line handling
- [PR #6005](#): Changed right arrow key movement function to mirror left arrow key
- [PR #6029](#): add pickleutil.PICKLE\_PROTOCOL
- [PR #6003](#): Set kernel\_id before checking websocket
- [PR #5994](#): Fix ssh tunnel for Python3
- [PR #5973](#): Do not create checkpoint\_dir relative to current dir
- [PR #5933](#): fix qt\_loader import hook signature
- [PR #5944](#): Markdown rendering bug fix.
- [PR #5917](#): use shutil.move instead of os.rename

Issues (11):

- [#6246](#): Include MathJax by default or access the CDN over a secure connection
- [#5525](#): Websocket origin check fails when used with Apache WS proxy
- [#5901](#): 2 test failures in Python 3.4 in parallel group
- [#5926](#): QT console: text selection cannot be made from left to right with keyboard
- [#5998](#): use\_dill does not work in Python 3.4
- [#5964](#): Traceback on Qt console exit
- [#5787](#): Error in Notebook-Generated latex (nbconvert)
- [#5950](#): qtconsole truncates help
- [#5943](#): 2.x: notebook fails to load when using HTML comments
- [#5932](#): Qt ImportDenier Does Not Adhere to PEP302
- [#5898](#): OSError when moving configuration file

### 2.6.5 Issues closed in 2.1.0

GitHub stats for 2014/04/02 - 2014/05/21 (since 2.0.0)

These lists are automatically generated, and may be incomplete or contain duplicates.

The following 35 authors contributed 145 commits.

- Adrian Price-Whelan
- Aron Ahmadi
- Benjamin Ragan-Kelley
- Benjamin Schultz

- Björn Linse
- Blake Griffith
- chebee7i
- Damián Avila
- Dav Clark
- dexterdev
- Erik Tollerud
- Grzegorz Rożniecki
- Jakob Gager
- j davidheiser
- Jessica B. Hamrick
- Jim Garrison
- Jonathan Frederic
- Matthias Bussonnier
- Maximilian Albert
- Mohan Raj Rajamanickam
- ncornette
- Nikolay Koldunov
- Nile Geisinger
- Pankaj Pandey
- Paul Ivanov
- Pierre Haessig
- Raffaele De Feo
- Renaud Richardet
- Spencer Nelson
- Steve Chan
- sunny
- Susan Tan
- Thomas Kluyver
- Yaroslav Halchenko
- zah

We closed a total of 129 issues, 92 pull requests and 37 regular issues; this is the full list (generated with the script `tools/github_stats.py --milestone 2.1`):

Pull Requests (92):

- [PR #5871](#): specify encoding in `msgpack.unpackb`
- [PR #5869](#): Catch more errors from clipboard access on Windows
- [PR #5866](#): Make test robust against differences in line endings
- [PR #5605](#): Two cell toolbar fixes.
- [PR #5843](#): remove Firefox-specific CSS workaround
- [PR #5845](#): Pass Windows interrupt event to kernels as an environment variable
- [PR #5835](#): fix typo in v2 convert
- [PR #5841](#): Fix writing history with output to a file in Python 2
- [PR #5842](#): fix typo in nbconvert help
- [PR #5846](#): Fix typos in Cython example
- [PR #5839](#): Close graphics dev in finally clause
- [PR #5837](#): pass on install docs
- [PR #5832](#): Fixed example to work with python3
- [PR #5826](#): allow notebook tour instantiation to fail
- [PR #5560](#): Minor expansion of Cython example
- [PR #5818](#): interpret any exception in `getcallargs` as not callable
- [PR #5816](#): Add output to IPython directive when in verbatim mode.
- [PR #5822](#): Don't overwrite widget description in interact
- [PR #5782](#): Silence exception thrown by completer when `dir()` does not return a list
- [PR #5807](#): Drop log level to info for Qt console shutdown
- [PR #5814](#): Remove `-i` options from `mv`, `rm` and `cp` aliases
- [PR #5812](#): Fix application name when printing subcommand help.
- [PR #5804](#): remove an inappropriate !
- [PR #5805](#): fix engine startup files
- [PR #5806](#): Don't auto-move `.config/ipython` if symbolic link
- [PR #5716](#): Add booktabs package to latex base.tplx
- [PR #5669](#): allows threadsafe `sys.stdout.flush` from background threads
- [PR #5668](#): allow async output on the most recent request
- [PR #5768](#): fix cursor keys in long lines wrapped in markdown

- [PR #5788](#): run cells with `silent=True` in `%run nb.ipynb`
- [PR #5715](#): log all failed ajax API requests
- [PR #5769](#): Don't urlescape the text that goes into a title tag
- [PR #5762](#): Fix check for pickling closures
- [PR #5766](#): `View.map` with empty sequence should return empty list
- [PR #5758](#): Applied bug fix: using `fc` and `ec` did not properly set the figure canvas ...
- [PR #5754](#): Format command name into `subcommand_description` at run time, not import
- [PR #5744](#): Describe using PyPI/pip to distribute & install extensions
- [PR #5712](#): monkeypatch `inspect.findsource` only when we use it
- [PR #5708](#): create checkpoints dir in notebook subdirectories
- [PR #5714](#): log error message when API requests fail
- [PR #5732](#): Quick typo fix in `nbformat/convert.py`
- [PR #5713](#): Fix a `NameError` in `IPython.parallel`
- [PR #5704](#): Update `nbconvertapp.py`
- [PR #5534](#): cleanup some `pre` css inheritance
- [PR #5699](#): don't use common names in require decorators
- [PR #5692](#): Update `notebook.rst` fixing broken reference to notebook examples readme
- [PR #5693](#): Update `parallel_intro.rst` to fix a broken link to examples
- [PR #5486](#): disambiguate to location when no IPs can be determined
- [PR #5574](#): Remove the outdated keyboard shortcuts from notebook docs
- [PR #5568](#): Use `__qualname__` in pretty reprs for Python 3
- [PR #5678](#): Fix copy & paste error in docstring of `ImageWidget` class
- [PR #5677](#): Fix `%bookmark -l` for Python 3
- [PR #5670](#): `nbconvert`: Fix CWD imports
- [PR #5647](#): Mention git hooks in install documentation
- [PR #5671](#): Fix blank slides issue in Reveal slideshow pdf export
- [PR #5657](#): use 'localhost' as default for the notebook server
- [PR #5584](#): more semantic icons
- [PR #5594](#): update components with marked-0.3.2
- [PR #5500](#): check for Python 3.2
- [PR #5582](#): reset readline after running `PYTHONSTARTUP`
- [PR #5630](#): Fixed [Issue #4012](#) Added Help menubar link to Github markdown doc

- [PR #5613](#): Fixing bug [#5607](#)
- [PR #5633](#): Provide more help if lessc is not found.
- [PR #5620](#): fixed a typo in `IPython.core.formatters`
- [PR #5619](#): Fix typo in storemagic module docstring
- [PR #5592](#): add missing `browser` to `notebook_aliases` list
- [PR #5506](#): Fix `ipconfig` regex pattern
- [PR #5581](#): Fix `rmagic` for cells ending in comment.
- [PR #5576](#): only process `cr` if it's found
- [PR #5478](#): Add git-hooks install script. Update README.md
- [PR #5546](#): do not shutdown notebook if 'n' is part of answer
- [PR #5527](#): Don't remove upload items from nav tree unless explicitly requested.
- [PR #5501](#): remove inappropriate wheel tag override
- [PR #5548](#): FileNotebookManager: Use `shutil.move()` instead of `os.rename()`
- [PR #5524](#): never use `for (var i in array)`
- [PR #5459](#): Fix interact animation page jump FF
- [PR #5559](#): Minor typo fix in "Cython Magics.ipynb"
- [PR #5507](#): Fix typo in interactive widgets examples index notebook
- [PR #5554](#): Make `HasTraits` pickleable
- [PR #5535](#): fix  $n^2$  performance issue in `coalesce_streams` preprocessor
- [PR #5522](#): fix iteration over `Client`
- [PR #5488](#): Added missing `require` and `jquery` from `cdn`.
- [PR #5516](#): ENH: list generated config files in `generated`, and `rm` them upon clean
- [PR #5493](#): made a minor fix to one of the widget examples
- [PR #5512](#): Update tooltips to refer to shift-tab
- [PR #5505](#): Make `backport_pr` work on Python 3
- [PR #5503](#): check explicitly for 'dev' before adding the note to docs
- [PR #5498](#): use milestones to indicate backport
- [PR #5492](#): Polish `whatsnew` docs
- [PR #5495](#): Fix various broken things in docs
- [PR #5496](#): Exclude `whatsnew/pr` directory from docs builds
- [PR #5489](#): Fix required Python versions

Issues (37):



- [#5364](#): Horizontal scrollbar hides cell's last line on Firefox
- [#5192](#): horizontal scrollbar overlaps output or touches next cell
- [#5840](#): Third-party Windows kernels don't get interrupt signal
- [#2412](#): print history to file using qtconsole and notebook
- [#5703](#): Notebook doesn't render with "ask me every time" cookie setting in Firefox
- [#5817](#): calling mock object in IPython 2.0.0 under Python 3.4.0 raises AttributeError
- [#5499](#): Error running widgets nbconvert example
- [#5654](#): Broken links from ipython documentation
- [#5019](#): print in QT event callback doesn't show up in ipython notebook.
- [#5800](#): Only last In prompt number set ?
- [#5801](#): startup\_command specified in ipengine\_config.py is not executed
- [#5690](#): ipython 2.0.0 and pandoc 1.12.2.1 problem
- [#5408](#): Add checking/flushing of background output from kernel in mainloop
- [#5407](#): clearing message handlers on status=idle loses async output
- [#5467](#): Incorrect behavior of up/down keyboard arrows in code cells on wrapped lines
- [#3085](#): nicer notebook error message when lacking permissions
- [#5765](#): map\_sync over empty list raises IndexError
- [#5553](#): Notebook matplotlib inline backend: can't set figure facecolor
- [#5710](#): inspect.findsource monkeypatch raises wrong exception for C extensions
- [#5706](#): Multi-Directory notebooks overwrite each other's checkpoints
- [#5698](#): can't require a function named `f`
- [#5569](#): Keyboard shortcuts in documentation are out of date
- [#5566](#): Function name printing should use `__qualname__` instead of `__name__` (Python 3)
- [#5676](#): "bookmark -l" not working in ipython 2.0
- [#5555](#): Differentiate more clearly between Notebooks and Folders in new UI
- [#5590](#): Marked double escape
- [#5514](#): import tab-complete fail with ipython 2.0 shell
- [#4012](#): Notebook: link to markdown formatting reference
- [#5611](#): Typo in 'storemagic' documentation
- [#5589](#): Kernel start fails when using `-browser` argument
- [#5491](#): Bug in Windows ipconfig ip address regular expression
- [#5579](#): rmagic extension throws 'Error while parsing the string.' when last line is comment

- [#5518](#): IPython2 will not open ipynb in example directory
- [#5561](#): New widget documentation has missing notebook link
- [#5128](#): Page jumping when output from widget interaction replaced
- [#5519](#): IPython.parallel.Client behavior as iterator
- [#5510](#): Tab-completion for function argument list

### 2.6.6 Issues closed in 2.0.0

GitHub stats for 2013/08/09 - 2014/04/01 (since 1.0.0)

These lists are automatically generated, and may be incomplete or contain duplicates.

The following 94 authors contributed 3949 commits.

- Aaron Meurer
- Abhinav Upadhyay
- Adam Riggall
- Alex Rudy
- Andrew Mark
- Angus Griffith
- Antony Lee
- Aron Ahmadi
- Arun Persaud
- Benjamin Ragan-Kelley
- Bing Xia
- Blake Griffith
- Bouke van der Bijl
- Bradley M. Froehle
- Brian E. Granger
- Carlos Cordoba
- chapmanb
- chebee7i
- Christoph Gohlke
- Christophe Pradal
- Cyrille Rossant
- Damián Avila

- Daniel B. Vasquez
- Dav Clark
- David Hirschfeld
- David P. Sanders
- David Wyde
- David Österberg
- Doug Blank
- Dražen Lučanin
- epifanio
- Fernando Perez
- Gabriel Becker
- Geert Barentsen
- Hans Meine
- Ingolf Becker
- Jake Vanderplas
- Jakob Gager
- James Porter
- Jason Grout
- Jeffrey Tratner
- Jonah Graham
- Jonathan Frederic
- Joris Van den Bossche
- Juergen Hasch
- Julian Taylor
- Katie Silverio
- Kevin Burke
- Kieran O'Mahony
- Konrad Hinsén
- Kyle Kelley
- Lawrence Fu
- Marc Molla
- Martín Gaitán

- Matt Henderson
- Matthew Brett
- Matthias Bussonnier
- Michael Droettboom
- Mike McKerns
- Nathan Goldbaum
- Pablo de Oliveira
- Pankaj Pandey
- Pascal Schetelat
- Paul Ivanov
- Paul Moore
- Pere Vilas
- Peter Davis
- Philippe Mallet-Ladeira
- Preston Holmes
- Puneeth Chaganti
- Richard Everson
- Roberto Bonvallet
- Samuel Ainsworth
- Sean Vig
- Shashi Gowda
- Skipper Seabold
- Stephan Rave
- Steve Fox
- Steven Silvester
- stonebig
- Susan Tan
- Sylvain Corlay
- Takeshi Kanmae
- Ted Drain
- Thomas A Caswell
- Thomas Kluyver

- Théophile Studer
- Volker Braun
- Wieland Hoffmann
- Yaroslav Halchenko
- Yoval P.
- Yung Siang Liao
- Zachary Sailer
- zah

We closed a total of 1121 issues, 687 pull requests and 434 regular issues; this is the full list (generated with the script `tools/github_stats.py`):

#### Pull Requests (687):

- [PR #5487](#): remove weird unicode space in the new copyright header
- [PR #5476](#): For 2.0: Fix links in Notebook Help Menu
- [PR #5337](#): Examples reorganization
- [PR #5436](#): CodeMirror shortcuts in QuickHelp
- [PR #5444](#): Fix numeric verification for Int and Float text widgets.
- [PR #5449](#): Stretch keyboard shortcut dialog
- [PR #5473](#): Minor corrections of git-hooks setup instructions
- [PR #5471](#): Add coding magic comment to nbconvert Python template
- [PR #5452](#): `print_figure` returns unicode for svg
- [PR #5450](#): proposal: remove codename
- [PR #5462](#): DOC : fixed minor error in using topological sort
- [PR #5463](#): make `spin_thread` tests more forgiving of slow VMs
- [PR #5464](#): Fix starting notebook server with file/directory at command line.
- [PR #5453](#): remove gitwash
- [PR #5454](#): Improve history API docs
- [PR #5431](#): update `github_stats` and `gh_api` for 2.0
- [PR #5290](#): Add dual mode JS tests
- [PR #5451](#): check that a handler is actually registered in `ShortcutManager.handles`
- [PR #5447](#): Add `%%python2` cell magic
- [PR #5439](#): Point to the stable SymPy docs, not the dev docs
- [PR #5437](#): Install jquery-ui images

- [PR #5434](#): fix check for empty cells in rst template
- [PR #5432](#): update links in notebook help menu
- [PR #5435](#): Update whatsnew (notebook tour)
- [PR #5433](#): Document extraction of octave and R magics
- [PR #5428](#): Update COPYING.txt
- [PR #5426](#): Separate `get_session_info` between `HistoryAccessor` and `HistoryManager`
- [PR #5419](#): move prompts from margin to main column on small screens
- [PR #5430](#): Make sure `element` is correct in the context of displayed JS
- [PR #5396](#): prevent saving of partially loaded notebooks
- [PR #5429](#): Fix tooltip pager feature
- [PR #5330](#): Updates to shell reference doc
- [PR #5404](#): Fix broken accordion widget
- [PR #5339](#): Don't use fork to start the notebook in js tests
- [PR #5320](#): Fix for Tooltip & completer click focus bug.
- [PR #5421](#): Move configuration of Python test controllers into `setup()`
- [PR #5418](#): fix typo in ssh launcher `send_file`
- [PR #5403](#): remove alt- shortcut
- [PR #5389](#): better log message in deprecated files/ redirect
- [PR #5333](#): Fix `filenbmanager.list_dirs` fails for Windows user profile directory
- [PR #5390](#): finish [PR #5333](#)
- [PR #5326](#): Some gardening on iptest result reporting
- [PR #5375](#): remove unnecessary onload hack from mathjax macro
- [PR #5368](#): Flexbox classes specificity fixes
- [PR #5331](#): fix `raw_input` CSS
- [PR #5395](#): urlencode images for rst files
- [PR #5049](#): update quickhelp on adding and removing shortcuts
- [PR #5391](#): Fix Gecko (Netscape) keyboard handling
- [PR #5387](#): Respect 'r' characters in `nbconvert`.
- [PR #5399](#): Revert [PR #5388](#)
- [PR #5388](#): Suppress output even when a comment follows ;. Fixes [#4525](#).
- [PR #5394](#): `nbconvert` doc update
- [PR #5359](#): do not install less sources

- [PR #5346](#): give hint on where to find custom.js
- [PR #5357](#): catch exception in copystat
- [PR #5380](#): Remove DefineShortVerb... line from latex base template
- [PR #5376](#): elide long containers in pretty
- [PR #5310](#): remove raw cell placeholder on focus, closes #5238
- [PR #5332](#): semantic names for indicator icons
- [PR #5386](#): Fix import of socketserver on Python 3
- [PR #5360](#): remove some redundant font-family: monospace
- [PR #5379](#): don't instantiate Application just for default logger
- [PR #5372](#): Don't autoclose strings
- [PR #5296](#): unify keyboard shortcut and codemirror interaction
- [PR #5349](#): Make Hub.registration\_timeout configurable
- [PR #5340](#): install bootstrap-tour css
- [PR #5335](#): Update docstring for deepreload module
- [PR #5321](#): Improve assignment regex to match more tuple unpacking syntax
- [PR #5325](#): add NotebookNotary to NotebookApp's class list
- [PR #5313](#): avoid loading preprocessors twice
- [PR #5308](#): fix HTML capitalization in Highlight2HTML
- [PR #5295](#): OutputArea.append\_type functions are not prototype methods
- [PR #5318](#): Fix local import of select\_figure\_formats
- [PR #5300](#): Fix NameError: name '\_rl' is not defined
- [PR #5292](#): focus next cell on shift+enter
- [PR #5291](#): debug occasional error in test\_queue\_status
- [PR #5289](#): Finishing up #5274 (widget paths fixes)
- [PR #5232](#): Make nbconvert html full output like notebook's html.
- [PR #5288](#): Correct initial state of kernel status indicator
- [PR #5253](#): display any output from this session in terminal console
- [PR #4802](#): Tour of the notebook UI (was UI elements inline with highlighting)
- [PR #5285](#): Update signature presentation in pinfo classes
- [PR #5268](#): Refactoring Notebook.command\_mode
- [PR #5226](#): Don't run PYTHONSTARTUP file if a file or code is passed
- [PR #5283](#): Remove Widget.closed attribute

- [PR #5279](#): nbconvert: Make sure node is atleast version 0.9.12
- [PR #5281](#): fix a typo introduced by a rebased PR
- [PR #5280](#): append Firefox overflow-x fix
- [PR #5277](#): check that PIL can save JPEG to BytesIO
- [PR #5044](#): Store timestamps for modules to autoreload
- [PR #5278](#): Update whatsnew doc from pr files
- [PR #5276](#): Fix kernel restart in case connection file is deleted.
- [PR #5272](#): allow highlighting language to be set from notebook metadata
- [PR #5158](#): log refusal to serve hidden directories
- [PR #5188](#): New events system
- [PR #5265](#): Missing class def for TimeoutError
- [PR #5267](#): normalize unicode in notebook API tests
- [PR #5076](#): Refactor keyboard handling
- [PR #5241](#): Add some tests for utils
- [PR #5261](#): Don't allow edit mode up arrow to continue past index == 0
- [PR #5223](#): use on-load event to trigger resizable images
- [PR #5252](#): make one strptime call at import of jsonutil
- [PR #5153](#): Dashboard sorting
- [PR #5169](#): Allow custom header
- [PR #5242](#): clear `_reply_content` cache before using it
- [PR #5194](#): require latex titles to be ascii
- [PR #5244](#): try to avoid EADDRINUSE errors on travis
- [PR #5245](#): support extracted output in HTML template
- [PR #5209](#): make `input_area` css generic to cells
- [PR #5246](#): less `%pylab`, more cowbell!
- [PR #4895](#): Improvements to `%run` completions
- [PR #5243](#): Add Javascript to base display priority list.
- [PR #5175](#): Audit `.html()` calls take #2
- [PR #5146](#): Dual mode bug fixes.
- [PR #5207](#): Children fire event
- [PR #5215](#): Dashboard “Running” Tab
- [PR #5240](#): Remove unused `IPython.nbconvert.utils.console` module



- [PR #5239](#): Fix exclusion of tests directories from coverage reports
- [PR #5203](#): capture some logging/warning output in some tests
- [PR #5216](#): fixup positional arg handling in notebook app
- [PR #5229](#): get `_ipython_display_` method safely
- [PR #5234](#): DOC : modified docs is `HasTraits.traits` and `HasTraits.class_traits`
- [PR #5221](#): Change widget children List to Tuple.
- [PR #5231](#): don't forget `base_url` when updating address bar in rename
- [PR #5173](#): Moved widget files into `static/widgets/*`
- [PR #5222](#): Unset `PYTHONWARNINGS` envvar before running subprocess tests.
- [PR #5172](#): Prevent page breaks when printing notebooks via print-view.
- [PR #4985](#): Add automatic Closebrackets function to Codemirror.
- [PR #5220](#): Make traitlets notify check more robust against classes redefining equality and bool
- [PR #5197](#): If there is an error comparing traitlet values when setting a trait, default to go ahead and notify of the new value.
- [PR #5210](#): fix `pyreadline` import in `rlineimpl`
- [PR #5212](#): Wrap `nbconvert` Markdown/Heading cells in live divs
- [PR #5200](#): Allow to pass option to `jinja` env
- [PR #5202](#): handle `nodejs` executable on `debian`
- [PR #5112](#): band-aid for completion
- [PR #5187](#): handle missing output metadata in `nbconvert`
- [PR #5181](#): use `gnureadline` on OS X
- [PR #5136](#): set default value from signature defaults in `interact`
- [PR #5132](#): remove `application/pdf->pdf` transform in `javascript`
- [PR #5116](#): reorganize who knows what about paths
- [PR #5165](#): Don't introspect `__call__` for simple callables
- [PR #5170](#): Added `msg_throttle sync=True` widget traitlet
- [PR #5191](#): Translate markdown link to rst
- [PR #5037](#): FF Fix: alignment and scale of text widget
- [PR #5179](#): remove websocket url
- [PR #5110](#): add `InlineBackend.print_figure_kwargs`
- [PR #5147](#): Some template URL changes
- [PR #5100](#): remove `base_kernel_url`

- [PR #5163](#): Simplify implementation of `TemporaryWorkingDirectory`.
- [PR #5166](#): remove `mktemp` usage
- [PR #5133](#): don't use `combine` option on `ucs` package
- [PR #5089](#): Remove legacy `azure nbmanager`
- [PR #5159](#): remove `append_json` reference
- [PR #5095](#): handle image size metadata in `nbconvert` html
- [PR #5156](#): fix IPython typo, closes [#5155](#)
- [PR #5150](#): fix a link that was broken
- [PR #5114](#): use non-breaking space for button with no description
- [PR #4778](#): add APIs for installing notebook extensions
- [PR #5125](#): Fix the display of functions with keyword-only arguments on Python 3.
- [PR #5097](#): minor notebook logging changes
- [PR #5047](#): only validate `package_data` when it might be used
- [PR #5121](#): fix remove event in `KeyboardManager.register_events`
- [PR #5119](#): Removed 'list' view from Variable Inspector example
- [PR #4925](#): Notebook manager api fixes
- [PR #4996](#): require `print_method` to be a bound method
- [PR #5108](#): require specifying the version for gh-pages
- [PR #5111](#): Minor typo in docstring of `IPython.parallel DirectView`
- [PR #5098](#): mostly debugging changes for `IPython.parallel`
- [PR #5087](#): trust cells with no output
- [PR #5059](#): Fix incorrect `Patch` logic in widget code
- [PR #5075](#): More flexible box model fixes
- [PR #5091](#): Provide logging messages in `ipcluster` log when engine or controllers fail to start
- [PR #5090](#): Print a warning when `iptest` is run from the IPython source directory
- [PR #5077](#): flush replies when entering an eventloop
- [PR #5055](#): Minimal changes to import IPython from IronPython
- [PR #5078](#): Updating JS tests README.md
- [PR #5083](#): don't create js test directories unless they are being used
- [PR #5062](#): adjust some events in `nb_roundtrip`
- [PR #5043](#): various unicode / url fixes
- [PR #5066](#): remove (almost) all mentions of `pylab` from our examples

- [PR #4977](#): ensure scp destination directories exist (with `mkdir -p`)
- [PR #5053](#): Move&rename JS tests
- [PR #5067](#): show traceback in widget handlers
- [PR #4920](#): Adding PDFFormatter and kernel side handling of PDF display data
- [PR #5048](#): Add edit/command mode indicator
- [PR #5061](#): make execute button in menu bar match shift-enter
- [PR #5052](#): Add q to toggle the pager.
- [PR #5070](#): fix flex: auto
- [PR #5065](#): Add example of using annotations in interact
- [PR #5063](#): another pass on Interact example notebooks
- [PR #5051](#): FF Fix: code cell missing hscroll (2)
- [PR #4960](#): Interact/Interactive for widget
- [PR #5045](#): Clear timeout in multi-press keyboard shortcuts.
- [PR #5060](#): Change ‘bind’ to ‘link’
- [PR #5039](#): Expose `kernel_info` method on inprocess kernel client
- [PR #5058](#): Fix `iopubwatcher.py` example script.
- [PR #5035](#): FF Fix: code cell missing hscroll
- [PR #5040](#): Polishing some docs
- [PR #5001](#): Add directory navigation to dashboard
- [PR #5042](#): Remove duplicated Channel ABC classes.
- [PR #5036](#): FF Fix: ext link icon same line as link text in help menu
- [PR #4975](#): `setup.py` changes for 2.0
- [PR #4774](#): emit event on appended element on dom
- [PR #5023](#): Widgets- add ability to pack and unpack arrays on JS side.
- [PR #5003](#): Fix pretty reprs of `super()` objects
- [PR #4974](#): make paste focus the pasted cell
- [PR #5012](#): Make `SelectionWidget.values` a dict
- [PR #5018](#): Prevent ‘iptest IPython’ from trying to run.
- [PR #5025](#): citation2latex filter (using `HTMLParser`)
- [PR #5027](#): pin lessc to 1.4
- [PR #4952](#): Widget test inconsistencies
- [PR #5014](#): Fix command mode & popup view bug

- [PR #4842](#): more subtle kernel indicator
- [PR #5017](#): Add notebook examples link to help menu.
- [PR #5015](#): don't write cell.trusted to disk
- [PR #5007](#): Update whatsnew doc from PR files
- [PR #5010](#): Fixes for widget alignment in FF
- [PR #4901](#): Add a convenience class to sync traitlet attributes
- [PR #5008](#): updated explanation of 'pyin' messages
- [PR #5004](#): Fix widget vslider spacing
- [PR #4933](#): Small Widget inconsistency fixes
- [PR #4979](#): add versioning notes to small message spec changes
- [PR #4893](#): add font-awesome 3.2.1
- [PR #4982](#): Live readout for slider widgets
- [PR #4813](#): make help menu a template
- [PR #4939](#): Embed qtconsole docs (continued)
- [PR #4964](#): remove shift-= merge keyboard shortcut
- [PR #4504](#): Allow input transformers to raise SyntaxError
- [PR #4929](#): Fixing various modal/focus related bugs
- [PR #4971](#): Fixing issues with js tests
- [PR #4972](#): Work around problem in doctest discovery in Python 3.4 with PyQt
- [PR #4937](#): pickle arrays with dtype=object
- [PR #4934](#): `ipython profile create` respects `--ipython-dir`
- [PR #4954](#): generate unicode filename
- [PR #4845](#): Add Origin Checking.
- [PR #4916](#): Fine tuning the behavior of the modal UI
- [PR #4966](#): Ignore sys.argv for NotebookNotary in tests
- [PR #4967](#): Fix typo in warning about web socket being closed
- [PR #4965](#): Remove mention of iplogger from setup.py
- [PR #4962](#): Fixed typos in quick-help text
- [PR #4953](#): add `utils.wait_for_idle` in js tests
- [PR #4870](#): `ipython_directive`, report except/warn in block and add `:okexcept:` `:okwarning:` options to suppress
- [PR #4662](#): Menu cleanup

- [PR #4824](#): sign notebooks
- [PR #4943](#): Docs shotgun 4
- [PR #4848](#): avoid import of nearby temporary with `%edit`
- [PR #4950](#): Two fixes for file upload related bugs
- [PR #4927](#): there shouldn't be a 'files/' prefix in `FileLink[s]`
- [PR #4928](#): use `importlib.machinery` when available
- [PR #4949](#): Remove the `docsrape` modules, which are part of `numpydoc`
- [PR #4849](#): Various unicode fixes (mostly on Windows)
- [PR #4932](#): always point `py3compat.input` to `builtin_mod.input`
- [PR #4807](#): Correct handling of ansi colour codes when `nbconverting` to latex
- [PR #4922](#): Python `nbconvert` output shouldn't have output
- [PR #4912](#): Skip some Windows io failures
- [PR #4919](#): flush output before showing tracebacks
- [PR #4915](#): `ZMQCompleter` inherits from `IPCompleter`
- [PR #4890](#): better cleanup channel FDs
- [PR #4880](#): set profile name from `profile_dir`
- [PR #4853](#): fix setting image height/width from metadata
- [PR #4786](#): Reduce spacing of heading cells
- [PR #4680](#): Minimal `pandoc` version warning
- [PR #4908](#): detect builtin docstrings in `oinspect`
- [PR #4911](#): Don't use `python -m package` on Windows Python 2
- [PR #4909](#): sort dictionary keys before comparison, ordering is not guaranteed
- [PR #4374](#): IPEP 23: Backbone.js Widgets
- [PR #4903](#): use https for all embeds
- [PR #4894](#): Shortcut changes
- [PR #4897](#): More detailed documentation about `kernel_cmd`
- [PR #4891](#): Squash a few Sphinx warnings from `nbconvert.utils.lexers` docstrings
- [PR #4679](#): JPG compression for inline `pylab`
- [PR #4708](#): Fix indent and center
- [PR #4789](#): fix `IPython.embed`
- [PR #4655](#): prefer `marked` to `pandoc` for `markdown2html`
- [PR #4876](#): don't show tooltip if object is not found

- [PR #4873](#): use ‘combine’ option to ucs package
- [PR #4732](#): Accents in notebook names and in command-line (nbconvert)
- [PR #4867](#): Update URL for Lawrence Hall of Science webcam image
- [PR #4868](#): Static path fixes
- [PR #4858](#): fix tb\_offset when running a file
- [PR #4826](#): some \$.html( -> \$.text(
- [PR #4847](#): add js kernel\_info request
- [PR #4832](#): allow NotImplementedError in formatters
- [PR #4803](#): BUG: fix cython magic support in ipython\_directive
- [PR #4865](#): build listed twice in .gitignore. Removing one.
- [PR #4851](#): fix tooltip token regex for single-character names
- [PR #4846](#): Remove some leftover traces of irunner
- [PR #4820](#): fix regex for cleaning old logs with ipcluster
- [PR #4844](#): adjustments to notebook app logging
- [PR #4840](#): Error in Session.send\_raw()
- [PR #4819](#): update CodeMirror to 3.21
- [PR #4823](#): Minor fixes for typos/inconsistencies in parallel docs
- [PR #4811](#): document code mirror tab and shift-tab
- [PR #4795](#): merge reveal templates
- [PR #4796](#): update components
- [PR #4806](#): Correct order of packages for unicode in nbconvert to LaTeX
- [PR #4800](#): Qt frontend: Handle ‘aborted’ prompt replies.
- [PR #4794](#): Compatibility fix for Python3 (Issue #4783 )
- [PR #4799](#): minor js test fix
- [PR #4788](#): warn when notebook is started in pylab mode
- [PR #4772](#): Notebook server info files
- [PR #4797](#): be conservative about kernel\_info implementation
- [PR #4787](#): non-python kernels run python code with qtconsole
- [PR #4565](#): various display type validations
- [PR #4703](#): Math macro in jinja templates.
- [PR #4781](#): Fix “Source” text for the “Other Syntax” section of the “Typesetting Math” notebook
- [PR #4776](#): Manually document py3compat module.

- [PR #4533](#): propagate display metadata to all mimetypes
- [PR #4785](#): Replacing a for-in loop by an index loop on an array
- [PR #4780](#): Updating CSS for UI example.
- [PR #3605](#): Modal UI
- [PR #4758](#): Python 3.4 fixes
- [PR #4735](#): add some HTML error pages
- [PR #4775](#): Update whatsnew doc from PR files
- [PR #4760](#): Make examples and docs more Python 3 aware
- [PR #4773](#): Don't wait forever for notebook server to launch/die for tests
- [PR #4768](#): Qt console: Fix `_prompt_pos` accounting on timer flush output.
- [PR #4727](#): Remove Nbconvert template loading magic
- [PR #4763](#): Set numpdoc options to produce fewer Sphinx warnings.
- [PR #4770](#): alway define aliases, even if empty
- [PR #4766](#): add `python -m` entry points for everything
- [PR #4767](#): remove manpages for irunner, iplogger
- [PR #4751](#): Added `-post-serve` explanation into the nbconvert docs.
- [PR #4762](#): whitelist alphanumeric characters for `cookie_name`
- [PR #4625](#): Deprecate `%profile` magic
- [PR #4745](#): warn on failed formatter calls
- [PR #4746](#): remove redundant `cls` alias on Windows
- [PR #4749](#): Fix bug in determination of public ips.
- [PR #4715](#): restore use of tornado `static_url` in templates
- [PR #4748](#): fix race condition in `profiledir` creation.
- [PR #4720](#): never use ssh multiplexer in tunnels
- [PR #4658](#): Bug fix for #4643: Regex object needs to be reset between calls in `toolt...`
- [PR #4561](#): Add `Formatter.pop(type)`
- [PR #4712](#): Docs shotgun 3
- [PR #4713](#): Fix saving kernel history in Python 2
- [PR #4744](#): don't use lazily-evaluated `rc.ids` in `wait_for_idle`
- [PR #4740](#): `%env` can't set variables
- [PR #4737](#): check every link when detecting `virtualenv`
- [PR #4738](#): don't inject help into `user_ns`

- [PR #4739](#): skip html nbconvert tests when their dependencies are missing
- [PR #4730](#): Fix stripping continuation prompts when copying from Qt console
- [PR #4725](#): Doc fixes
- [PR #4656](#): Nbconvert HTTP service
- [PR #4710](#): make `@interactive` decorator friendlier with dill
- [PR #4722](#): allow purging local results as long as they are not outstanding
- [PR #4549](#): Updated IPython console lexers.
- [PR #4570](#): Update IPython directive
- [PR #4719](#): Fix comment typo in `prefilter.py`
- [PR #4575](#): make sure to encode URL components for API requests
- [PR #4718](#): Fixed typo in `displaypub`
- [PR #4716](#): Remove `input_prefilter` hook
- [PR #4691](#): survive failure to bind to localhost in `zmq.iostream`
- [PR #4696](#): don't do anything if `add_anchor` fails
- [PR #4711](#): some typos in the docs
- [PR #4700](#): use if main block in entry points
- [PR #4692](#): `setup.py` symlink improvements
- [PR #4265](#): JSON configuration file
- [PR #4505](#): Nbconvert latex markdown images2
- [PR #4608](#): transparent background match ... all colors
- [PR #4678](#): allow ipython console to handle text/plain display
- [PR #4706](#): remove `irunner`, `iplogger`
- [PR #4701](#): Delete an old dictionary available for selecting the alignment of text.
- [PR #4702](#): Making reveal font-size a relative unit.
- [PR #4649](#): added a quiet option to `%cpaste` to suppress output
- [PR #4690](#): Option to spew subprocess streams during tests
- [PR #4688](#): Fixed various typos in docstrings.
- [PR #4645](#): CasperJs utility functions.
- [PR #4670](#): Stop bundling the `numpydoc` Sphinx extension
- [PR #4675](#): common IPython prefix for `ModIndex`
- [PR #4672](#): Remove unused 'attic' module
- [PR #4671](#): Fix docstrings in `utils.text`



- [PR #4669](#): add missing help strings to HistoryManager configurables
- [PR #4668](#): Make non-ASCII docstring unicode
- [PR #4650](#): added a note about sharing of nbconvert templates
- [PR #4646](#): Fixing various output related things:
- [PR #4665](#): check for libedit in readline on OS X
- [PR #4606](#): Make running PYTHONSTARTUP optional
- [PR #4654](#): Fixing left padding of text cells to match that of code cells.
- [PR #4306](#): add raw\_mimetype metadata to raw cells
- [PR #4576](#): Tighten up the vertical spacing on cells and make the padding of cells more consistent
- [PR #4353](#): Don't reset the readline completer after each prompt
- [PR #4567](#): Adding prompt area to non-CodeCells to indent content.
- [PR #4446](#): Use SVG plots in OctaveMagic by default due to lack of Ghostscript on Windows Octave
- [PR #4613](#): remove configurable.created
- [PR #4631](#): Use argument lists for command help tests
- [PR #4633](#): Modifies test\_get\_long\_path\_name\_winx32() to allow for long path names in temp dir
- [PR #4642](#): Allow docs to build without PyQt installed.
- [PR #4641](#): Don't check for wx in the test suite.
- [PR #4622](#): make QtConsole Lexer configurable
- [PR #4594](#): Fixed #2923 Move Save Away from Cut in toolbar
- [PR #4593](#): don't interfere with set\_next\_input contents in qtconsole
- [PR #4640](#): Support matplotlib's Gtk3 backend in -pylab mode
- [PR #4639](#): Minor import fix to get qtconsole with -pylab=qt working
- [PR #4637](#): Fixed typo in links.txt.
- [PR #4634](#): Fix nrun in notebooks with non-code cells.
- [PR #4632](#): Restore the ability to run tests from a function.
- [PR #4624](#): Fix crash when \$EDITOR is non-ASCII
- [PR #4453](#): Play nice with App Nap
- [PR #4541](#): relax ipconfig matching on Windows
- [PR #4552](#): add pickleutil.use\_dill
- [PR #4590](#): Font awesome for IPython slides
- [PR #4589](#): Inherit the width of pre code inside the input code cells.
- [PR #4588](#): Update reveal.js CDN to 2.5.0.

- [PR #4569](#): store cell toolbar preset in notebook metadata
- [PR #4609](#): Fix bytes regex for Python 3.
- [PR #4581](#): Writing unicode to stdout
- [PR #4591](#): Documenting codemirror shortcuts.
- [PR #4607](#): Tutorial doc should link to user config intro
- [PR #4601](#): test that rename fails with 409 if it would clobber
- [PR #4599](#): re-cast int/float subclasses to int/float in json\_clean
- [PR #4542](#): new `ipython history clear` subcommand
- [PR #4568](#): don't use lazily-evaluated `rc.ids` in `wait_for_idle`
- [PR #4572](#): DOC: `%profile` docstring should reference `%prun`
- [PR #4571](#): no longer need 3 suffix on travis, tox
- [PR #4566](#): Fixing `cell_type` in `CodeCell` constructor.
- [PR #4563](#): Specify encoding for reading notebook file.
- [PR #4452](#): support notebooks in `%run`
- [PR #4546](#): fix warning condition on notebook startup
- [PR #4540](#): Apidocs3
- [PR #4553](#): Fix Python 3 handling of `urllib`
- [PR #4543](#): make hiding of initial namespace optional
- [PR #4517](#): send `shutdown_request` on exit of `ipython console`
- [PR #4528](#): improvements to bash completion
- [PR #4532](#): Hide dynamically defined metaclass base from Sphinx.
- [PR #4515](#): Spring Cleaning, and Load speedup
- [PR #4529](#): note routing identities needed for input requests
- [PR #4514](#): allow restart in `%run -d`
- [PR #4527](#): add redirect for 1.0-style 'files/' prefix links
- [PR #4526](#): Allow unicode arguments to `passwd_check` on Python 2
- [PR #4403](#): Global highlight language selection.
- [PR #4250](#): `outputarea.js`: Wrap inline SVGs inside an `iframe`
- [PR #4521](#): Read wav files in binary mode
- [PR #4444](#): Css cleaning
- [PR #4523](#): Use username and password for MongoDB on ShiningPanda
- [PR #4510](#): Update whatsnew from PR files

- [PR #4441](#): add `setup.py jsversion`
- [PR #4518](#): Fix for race condition in url file decoding.
- [PR #4497](#): don't automatically unpack datetime objects in the message spec
- [PR #4506](#): wait for empty queues as well as load-balanced tasks
- [PR #4492](#): Configuration docs refresh
- [PR #4508](#): Fix some uses of `map()` in Qt console completion code.
- [PR #4498](#): Daemon StreamCapturer
- [PR #4499](#): Skip clipboard test on unix systems if headless.
- [PR #4460](#): Better clipboard handling, esp. with `pywin32`
- [PR #4496](#): Pass `nbformat` object to `write` call to save `.py` script
- [PR #4466](#): various pandoc latex fixes
- [PR #4473](#): Setup for Python 2/3
- [PR #4459](#): protect against broken `repr` in `lib.pretty`
- [PR #4457](#): Use `~/.ipython` as default config directory
- [PR #4489](#): check `realpath` of `env` in `init_virtualenv`
- [PR #4490](#): fix possible race condition in `test_await_data`
- [PR #4476](#): Fix: Remove space added by `display(JavaScript)` on page reload
- [PR #4398](#): [Notebook] Deactivate tooltip on tab by default.
- [PR #4480](#): Docs shotgun 2
- [PR #4488](#): fix typo in message spec doc
- [PR #4479](#): yet another JS race condition fix
- [PR #4477](#): Allow incremental builds of the `html_noapi` docs target
- [PR #4470](#): Various Config object cleanups
- [PR #4410](#): make `close-and-halt` work on new tabs in Chrome
- [PR #4469](#): Python 3 & `getcwd`
- [PR #4451](#): fix: allow JS test to run after shutdown test
- [PR #4456](#): Simplify StreamCapturer for subprocess testing
- [PR #4464](#): Correct description for Bytes traitlet type
- [PR #4465](#): Clean up `MANIFEST.in`
- [PR #4461](#): Correct `TypeError` message in `svg2pdf`
- [PR #4458](#): use `signalstatus` if `exit` status is undefined
- [PR #4438](#): Single codebase Python 3 support (again)

- [PR #4198](#): Version conversion, support for X to Y even if  $Y < X$  (nbformat)
- [PR #4415](#): More tooltips in the Notebook menu
- [PR #4450](#): remove monkey patch for older versions of tornado
- [PR #4423](#): Fix progress bar and scrolling bug.
- [PR #4435](#): raise 404 on not found static file
- [PR #4442](#): fix and add shim for change introduced by #4195
- [PR #4436](#): allow `require("nbextensions/extname")` to load from `IPYTHONDIR/nbextensions`
- [PR #4437](#): don't compute etags in static file handlers
- [PR #4427](#): notebooks should always have one checkpoint
- [PR #4425](#): fix js pythonisme
- [PR #4195](#): IPEP 21: widget messages
- [PR #4434](#): Fix broken link for Dive Into Python.
- [PR #4428](#): bump minimum tornado version to 3.1.0
- [PR #4302](#): Add an Audio display class
- [PR #4285](#): Notebook javascript test suite using CasperJS
- [PR #4420](#): Allow checking for backports via milestone
- [PR #4426](#): set kernel cwd to notebook's directory
- [PR #4389](#): By default, Magics inherit from Configurable
- [PR #4393](#): Capture output from subprocesses during test, and display on failure
- [PR #4419](#): define InlineBackend configurable in its own file
- [PR #4303](#): Multidirectory support for the Notebook
- [PR #4371](#): Restored ipython profile locate dir and fixed typo. (Fixes #3708).
- [PR #4414](#): Specify unicode type properly in rmagic
- [PR #4413](#): don't instantiate IPython shell as class attr
- [PR #4400](#): Remove 5s wait on inactivity on GUI inputhook loops
- [PR #4412](#): Fix traitlet `_notify_trait` by-ref issue
- [PR #4378](#): split adds new cell above, rather than below
- [PR #4405](#): Bring display of builtin types and functions in line with Py 2
- [PR #4367](#): clean up of documentation files
- [PR #4401](#): Provide a name of the HistorySavingThread
- [PR #4384](#): fix menubar height measurement

- [PR #4377](#): fix tooltip cancel
- [PR #4293](#): Factorise code in tooltip for julia monkeypatching
- [PR #4292](#): improve js-completer logic.
- [PR #4363](#): `set_next_input`: keep only last input when repeatedly called in a single cell
- [PR #4382](#): Use `safe_hasattr` in `dir2`
- [PR #4379](#): fix (CTRL-M -) shortcut for splitting cell in FF
- [PR #4380](#): Test and fixes for `localinterfaces`
- [PR #4372](#): Don't assume that `SyntaxTB` is always called with a `SyntaxError`
- [PR #4342](#): Return value directly from the try block and avoid a variable
- [PR #4154](#): Center LaTeX and figures in markdown
- [PR #4311](#): `%load -s` to load specific functions or classes
- [PR #4350](#): WinHPC launcher fixes
- [PR #4345](#): Make `irunner` compatible with upcoming `pexpect 3.0` interface
- [PR #4276](#): Support container methods in config
- [PR #4359](#): `test_pylabtools` also needs to modify `matplotlib.rcParamsOrig`
- [PR #4355](#): remove hardcoded box-orient
- [PR #4333](#): Add Edit Notebook Metadata to Edit menu
- [PR #4349](#): Script to update What's New file
- [PR #4348](#): Call PDF viewer after latex compiling (`nbconvert`)
- [PR #4346](#): `getpass()` on Windows & Python 2 needs bytes prompt
- [PR #4304](#): use `netifaces` for faster `IPython.utils.localinterfaces`
- [PR #4305](#): Add even more ways to populate `localinterfaces`
- [PR #4313](#): remove `strip_math_space`
- [PR #4325](#): Some changes to improve readability.
- [PR #4281](#): Adjust tab completion widget if too close to bottom of page.
- [PR #4347](#): Remove `pycolor` script
- [PR #4322](#): Scroll to the top after change of slides in the IPython slides
- [PR #4289](#): Fix scrolling output (not working post `clear_output` changes)
- [PR #4343](#): Make parameters for kernel start method more general
- [PR #4237](#): Keywords should shadow magic functions
- [PR #4338](#): adjust default value of level in `sync_imports`
- [PR #4328](#): Remove unused loop variable.

- [PR #4340](#): fix mathjax download url to new GitHub format
- [PR #4336](#): use simple replacement rather than string formatting in `format_kernel_cmd`
- [PR #4264](#): catch unicode error listing profiles
- [PR #4314](#): catch EACCES when binding notebook app
- [PR #4324](#): Remove commented addthis toolbar
- [PR #4327](#): Use the with statement to open a file.
- [PR #4318](#): fix initial `sys.path`
- [PR #4315](#): Explicitly state what version of Pandoc is supported in `docs/install`
- [PR #4316](#): underscore missing on `notebook_p4`
- [PR #4295](#): Implement boundary option for load magic (#1093)
- [PR #4300](#): traits defaults are strings not object
- [PR #4297](#): Remove an unreachable return statement.
- [PR #4260](#): Use subprocess for `system_raw`
- [PR #4277](#): add nbextensions
- [PR #4294](#): don't require tornado 3 in `--post serve`
- [PR #4270](#): adjust Scheduler timeout logic
- [PR #4278](#): add `-a` to `easy_install` command in libedit warning
- [PR #4282](#): Enable automatic line breaks in MathJax.
- [PR #4279](#): Fixing line-height of list items in tree view.
- [PR #4253](#): fixes #4039.
- [PR #4131](#): Add module's name argument in `%%cython` magic
- [PR #4269](#): Add `mathletters` option and `longtable` package to `latex_base.tplx`
- [PR #4230](#): Switch correctly to the user's default matplotlib backend after inline.
- [PR #4271](#): Hopefully fix ordering of output on ShiningPanda
- [PR #4239](#): more informative error message for bad serialization
- [PR #4263](#): Fix excludes for `IPython.testing`
- [PR #4112](#): nbconvert: Latex template refactor
- [PR #4261](#): Fixing a formatting error in the custom display example notebook.
- [PR #4259](#): Fix Windows test exclusions
- [PR #4229](#): `Clear_output`: Animation & widget related changes.
- [PR #4151](#): Refactor alias machinery
- [PR #4153](#): make `timeit` return an object that contains values

- [PR #4258](#): to-backport label is now 1.2
- [PR #4242](#): Allow passing extra arguments to iptest through for nose
- [PR #4257](#): fix unicode argv parsing
- [PR #4166](#): avoid executing code in utils.localinterfaces at import time
- [PR #4214](#): engine ID metadata should be unicode, not bytes
- [PR #4232](#): no highlight if no language specified
- [PR #4218](#): Fix display of SyntaxError when .py file is modified
- [PR #4207](#): add `setup.py css` command
- [PR #4224](#): clear previous callbacks on execute
- [PR #4180](#): Iptest refactoring
- [PR #4105](#): JS output area misaligned
- [PR #4220](#): Various improvements to docs formatting
- [PR #4187](#): Select adequate highlighter for cell magic languages
- [PR #4228](#): update -dev docs to reflect latest stable version
- [PR #4219](#): Drop bundled argparse
- [PR #3851](#): Adds an explicit newline for pretty-printing.
- [PR #3622](#): Drop fakemodule
- [PR #4080](#): change default behavior of database task storage
- [PR #4197](#): enable cython highlight in notebook
- [PR #4225](#): Updated docstring for `core.display.Image`
- [PR #4175](#): nbconvert: Jinjaless exporter base
- [PR #4208](#): Added a lightweight “htmlcore” Makefile entry
- [PR #4209](#): Magic doc fixes
- [PR #4217](#): avoid importing numpy at the module level
- [PR #4213](#): fixed dead link in examples/notebooks readme to Part 3
- [PR #4183](#): ESC should be handled by CM if tooltip is not on
- [PR #4193](#): Update for #3549: Append Firefox overflow-x fix
- [PR #4205](#): use TextIOWrapper when communicating with pandoc subprocess
- [PR #4204](#): remove some extraneous print statements from `IPython.parallel`
- [PR #4201](#): HeadingCells cannot be split or merged
- [PR #4048](#): finish up speaker-notes PR
- [PR #4079](#): trigger `Kernel.status_started` after websockets open

- [PR #4186](#): moved DummyMod to proper namespace to enable dill pickling
- [PR #4190](#): update version-check message in setup.py and IPython.\_\_init\_\_
- [PR #4188](#): Allow user\_ns trait to be None
- [PR #4189](#): always fire LOCAL\_IPS.extend(PUBLIC\_IPS)
- [PR #4174](#): various issues in markdown and rst templates
- [PR #4178](#): add missing data\_javascript
- [PR #4168](#): Py3 failing tests
- [PR #4181](#): nbconvert: Fix, sphinx template not removing new lines from headers
- [PR #4043](#): don't 'restore\_bytes' in from\_JSON
- [PR #4149](#): reuse more kernels in kernel tests
- [PR #4163](#): Fix for incorrect default encoding on Windows.
- [PR #4136](#): catch javascript errors in any output
- [PR #4171](#): add nbconvert config file when creating profiles
- [PR #4172](#): add ability to check what PRs should be backported in backport\_pr
- [PR #4167](#): -fast flag for test suite!
- [PR #4125](#): Basic exercise of `ipython [subcommand] -h` and `help-all`
- [PR #4085](#): nbconvert: Fix sphinx preprocessor date format string for Windows
- [PR #4159](#): don't split `.cell` and `div.cell` CSS
- [PR #4165](#): Remove use of parametric tests
- [PR #4158](#): generate choices for `--gui` configurable from real mapping
- [PR #4083](#): Implement a better check for hidden values for `%who` etc.
- [PR #4147](#): Reference notebook examples, fixes #4146.
- [PR #4065](#): do not include specific css in embedable one
- [PR #4092](#): nbconvert: Fix for unicode html headers, Windows + Python 2.x
- [PR #4074](#): close Client sockets if connection fails
- [PR #4064](#): Store default codemirror mode in only 1 place
- [PR #4104](#): Add way to install MathJax to a particular profile
- [PR #4161](#): Select name when renaming a notebook
- [PR #4160](#): Add quotes around `".[notebook]"` in readme
- [PR #4144](#): `help_end` transformer shouldn't pick up `?` in multiline string
- [PR #4090](#): Add LaTeX citation handling to nbconvert
- [PR #4143](#): update example custom.js



- PR #4142: DOC: unwrap openssl line in public\_server doc
- PR #4126: update tox.ini
- PR #4141: add files with a separate add call in backport\_pr
- PR #4137: Restore autorestore option for storemagic
- PR #4098: pass profile-dir instead of profile name to Kernel
- PR #4120: support input in Python 2 kernels
- PR #4088: nbconvert: Fix coalescestreams line with incorrect nesting causing strange behavior
- PR #4060: only strip continuation prompts if regular prompts seen first
- PR #4132: Fixed name error bug in function safe\_unicode in module py3compat.
- PR #4121: move test\_kernel from IPython.zmq to IPython.kernel
- PR #4118: ZMQ heartbeat channel: catch EINTR exceptions and continue.
- PR #4070: New changes should go into pr/ folder
- PR #4054: use unicode for HTML export
- PR #4106: fix a couple of default block values
- PR #4107: update parallel magic tests with capture\_output API
- PR #4102: Fix clashes between debugger tests and coverage.py
- PR #4115: Update docs on declaring a magic function
- PR #4101: restore accidentally removed EngineError
- PR #4096: minor docs changes
- PR #4094: Update target branch before backporting PR
- PR #4069: Drop monkeypatch for pre-1.0 nose
- PR #4056: respect pylab\_import\_all when --pylab specified at the command-line
- PR #4091: Make Qt console banner configurable
- PR #4086: fix missing errno import
- PR #4084: Use msvcrt.getwch() for Windows pager.
- PR #4073: rename post\_processors submodule to postprocessors
- PR #4075: Update supported Python versions in tools/test\_pr
- PR #4068: minor bug fix, define 'cell' in dialog.js.
- PR #4044: rename call methods to transform and postprocess
- PR #3744: capture rich output as well as stdout/err in capture\_output
- PR #3969: "use strict" in most (if not all) our javascript
- PR #4030: exclude .git in MANIFEST.in

- [PR #4047](#): Use `istype()` when checking if canned object is a dict
- [PR #4031](#): don't close\_fds on Windows
- [PR #4029](#): `bson.Binary` moved
- [PR #3883](#): skip test on unix when x11 not available
- [PR #3863](#): Added working speaker notes for slides.
- [PR #4035](#): Fixed custom jinja2 templates being ignored when setting `template_path`
- [PR #4002](#): Drop Python 2.6 and 3.2
- [PR #4026](#): small doc fix in `nbconvert`
- [PR #4016](#): Fix `IPython.start_*` functions
- [PR #4021](#): Fix `parallel.client.View.map()` on numpy arrays
- [PR #4022](#): DOC: fix links to matplotlib, notebook docs
- [PR #4018](#): Fix warning when running `IPython.kernel` tests
- [PR #4017](#): Add REPL-like printing of final/return value to `%%R` cell magic
- [PR #4019](#): Test skipping without unicode paths
- [PR #4008](#): Transform code before `%prun/%%prun` runs
- [PR #4014](#): Fix typo in `ipapp`
- [PR #3997](#): DOC: typos + rewording in `examples/notebooks/Cell Magics.ipynb`
- [PR #3914](#): `nbconvert`: Transformer tests
- [PR #3987](#): get files list in `backport_pr`
- [PR #3923](#): `nbconvert`: Writer tests
- [PR #3974](#): `nbconvert`: Fix app tests on Window7 w/ Python 3.3
- [PR #3937](#): make tab visible in `codemirror` and light red background
- [PR #3933](#): `nbconvert`: Post-processor tests
- [PR #3978](#): fix `--existing` with non-localhost IP
- [PR #3939](#): minor checkpoint cleanup
- [PR #3955](#): complete on `%` for magic in notebook
- [PR #3981](#): BF: fix `nbconvert` rst input prompt spacing
- [PR #3960](#): Don't make sphinx a dependency for importing `nbconvert`
- [PR #3973](#): `logging.Formatter` is not new-style in 2.6

Issues (434):

- [#5476](#): For 2.0: Fix links in Notebook Help Menu
- [#5337](#): Examples reorganization

- [#5436](#): CodeMirror shortcuts in QuickHelp
- [#5444](#): Fix numeric verification for Int and Float text widgets.
- [#5443](#): Int and Float Widgets don't allow negative signs
- [#5449](#): Stretch keyboard shortcut dialog
- [#5471](#): Add coding magic comment to nbconvert Python template
- [#5470](#): UTF-8 Issue When Converting Notebook to a Script.
- [#5369](#): FormatterWarning for SVG matplotlib output in notebook
- [#5460](#): Can't start the notebook server specifying a notebook
- [#2918](#): CodeMirror related issues.
- [#5431](#): update github\_stats and gh\_api for 2.0
- [#4887](#): Add tests for modal UI
- [#5290](#): Add dual mode JS tests
- [#5448](#): Cmd+/ shortcut doesn't work in IPython master
- [#5447](#): Add %%python2 cell magic
- [#5442](#): Make a "python2" alias or rename the "python" cell magic.
- [#2495](#): non-ascii characters in the path
- [#4554](#): dictDB: Exception due to str to datetime comparission
- [#5006](#): Comm code is not run in the same context as notebook code
- [#5118](#): Weird interact behavior
- [#5401](#): Empty code cells in nbconvert rst output cause problems
- [#5434](#): fix check for empty cells in rst template
- [#4944](#): Trouble finding ipynb path in Windows 8
- [#4605](#): Change the url of Editor Shorcuts in the notebook menu.
- [#5425](#): Update COPYING.txt
- [#5348](#): BUG: HistoryAccessor.get\_session\_info(0) - exception
- [#5293](#): Javascript("element.append()") looks broken.
- [#5363](#): Disable saving if notebook has stopped loading
- [#5189](#): Tooltip pager mode is broken
- [#5330](#): Updates to shell reference doc
- [#5397](#): Accordion widget broken
- [#5106](#): Flexbox CSS specificity bugs
- [#5297](#): tooltip triggers focus bug

- [#5417](#): scp checking for existence of directories: directory names are incorrect
- [#5302](#): Parallel engine registration fails for slow engines
- [#5334](#): notebook's split-cell shortcut dangerous / incompatible with Neo layout (for instance)
- [#5324](#): Style of `raw_input` UI is off in notebook
- [#5350](#): Converting notebooks with spaces in their names to RST gives broken images
- [#5049](#): update quickhelp on adding and removing shortcuts
- [#4941](#): Eliminating display of intermediate stages in progress bars
- [#5345](#): nbconvert to markdown does not use backticks
- [#5357](#): catch exception in copystat
- [#5351](#): Notebook saving fails on smb share
- [#4946](#): TeX produced cannot be converted to PDF
- [#5347](#): pretty print list too slow
- [#5238](#): Raw cell placeholder is not removed when you edit the cell
- [#5382](#): Qtconsole doesn't run in Python 3
- [#5378](#): Unexpected and new conflict between PyFileConfigLoader and IPythonQtConsoleApp
- [#4945](#): Heading/cells positioning problem and cell output wrapping
- [#5084](#): Consistent approach for HTML/JS output on nbviewer
- [#4902](#): print preview does not work, custom.css not found
- [#5336](#): TypeError in bootstrap-tour.min.js
- [#5303](#): Changed Hub.registration\_timeout to be a config input.
- [#995](#): Paste-able mode in terminal
- [#5305](#): Tuple unpacking for shell escape
- [#5232](#): Make nbconvert html full output like notebook's html.
- [#5224](#): Audit nbconvert HTML output
- [#5253](#): display any output from this session in terminal console
- [#5251](#): ipython console ignoring some stream messages?
- [#4802](#): Tour of the notebook UI (was UI elements inline with highlighting)
- [#5103](#): Moving Constructor definition to the top like a Function definition
- [#5264](#): Test failures on master with Anaconda
- [#4833](#): Serve /usr/share/javascript at /\_sysassets/javascript/ in notebook
- [#5071](#): Prevent `%pylab` from clobbering interactive
- [#5282](#): Exception in widget `__del__` methods in Python 3.4.

- [#5280](#): append Firefox overflow-x fix
- [#5120](#): append Firefox overflow-x fix, again
- [#4127](#): autoreload shouldn't rely on .pyc modification times
- [#5272](#): allow highlighting language to be set from notebook metadata
- [#5050](#): Notebook cells truncated with Firefox
- [#4839](#): Error in Session.send\_raw()
- [#5188](#): New events system
- [#5076](#): Refactor keyboard handling
- [#4886](#): Refactor and consolidate different keyboard logic in JavaScript code
- [#5002](#): the green cell border moving forever in Chrome, when there are many code cells.
- [#5259](#): Codemirror still active in command mode
- [#5219](#): Output images appear as small thumbnails (Notebook)
- [#4829](#): Not able to connect qtconsole in Windows 8
- [#5152](#): Hide `__pycache__` in dashboard directory list
- [#5151](#): Case-insensitive sort for dashboard list
- [#4603](#): Warn when overwriting a notebook with upload
- [#4895](#): Improvements to `%run` completions
- [#3459](#): Filename completion when run script with `%run`
- [#5225](#): Add JavaScript to nbconvert HTML display priority
- [#5034](#): Audit the places where we call `.html(something)`
- [#5094](#): Dancing cells in notebook
- [#4999](#): Notebook focus effects
- [#5149](#): Clicking on a TextBoxWidget in FF completely breaks dual mode.
- [#5207](#): Children fire event
- [#5227](#): display\_method of objects with custom `__getattr__`
- [#5236](#): Cursor keys do not work to leave Markdown cell while it's being edited
- [#5205](#): Use CTuple traitlet for Widget children
- [#5230](#): notebook rename does not respect url prefix
- [#5218](#): Test failures with Python 3 and enabled warnings
- [#5115](#): Page Breaks for Print Preview Broken by display: flex - Simple CSS Fix
- [#5024](#): Make nbconvert HTML output smart about page breaking
- [#4985](#): Add automatic Closebrackets function to Codemirror.

- [#5184](#): print ‘xa’ crashes the interactive shell
- [#5214](#): Downloading notebook as Python (.py) fails
- [#5211](#): AttributeError: ‘module’ object has no attribute ‘\_outputfile’
- [#5206](#): [CSS?] Inconsistencies in nbconvert divs and IPython Notebook divs?
- [#5201](#): node != nodejs within Debian packages
- [#5112](#): band-aid for completion
- [#4860](#): Completer As-You-Type Broken
- [#5116](#): reorganize who knows what about paths
- [#4973](#): Adding security.js with 1st attempt at is\_safe
- [#5164](#): test\_oinspect.test\_calltip\_builtin failure with python3.4
- [#5127](#): Widgets: skip intermediate callbacks during throttling
- [#5013](#): Widget alignment differs between FF and Chrome
- [#5141](#): tornado error static file
- [#5160](#): TemporaryWorkingDirectory incompatible with python3.4
- [#5140](#): WIP: %kernels magic
- [#4987](#): Widget lifecycle problems
- [#5129](#): UCS package break latex export on non-ascii
- [#4986](#): Cell horizontal scrollbar is missing in FF but not in Chrome
- [#4685](#): nbconvert ignores image size metadata
- [#5155](#): Notebook logout button does not work (source typo)
- [#2678](#): Ctrl-m keyboard shortcut clash on Chrome OS
- [#5113](#): ButtonWidget without caption wrong height.
- [#4778](#): add APIs for installing notebook extensions
- [#5046](#): python setup.py failed vs git submodule update worked
- [#4925](#): Notebook manager api fixes
- [#5073](#): Cannot align widgets horizontally in the notebook
- [#4996](#): require print\_method to be a bound method
- [#4990](#): \_repr\_html\_ exception reporting corner case when using type(foo)
- [#5099](#): Notebook: Changing base\_project\_url results in failed WebSockets call
- [#5096](#): Client.map is not fault tolerant
- [#4997](#): Inconsistent %matplotlib qt behavior
- [#5041](#): Remove more .html(...) calls.

- [#5078](#): Updating JS tests README.md
- [#4977](#): ensure scp destination directories exist (with mkdir -p)
- [#3411](#): ipython parallel: scp failure.
- [#5064](#): Errors during interact display at the terminal, not anywhere in the notebook
- [#4921](#): Add PDF formatter and handling
- [#4920](#): Adding PDFFormatter and kernel side handling of PDF display data
- [#5048](#): Add edit/command mode indicator
- [#4889](#): Add UI element for indicating command/edit modes
- [#5052](#): Add q to toggle the pager.
- [#5000](#): Closing pager with keyboard in modal UI
- [#5069](#): Box model changes broke the Keyboard Shortcuts help modal
- [#4960](#): Interact/Interactive for widget
- [#4883](#): Implement interact/interactive for widgets
- [#5038](#): Fix multiple press keyboard events
- [#5054](#): UnicodeDecodeError: 'ascii' codec can't decode byte 0xc6 in position 1: ordinal not in range(128)
- [#5031](#): Bug during integration of IPython console in Qt application
- [#5057](#): iopubwatcher.py example is broken.
- [#4747](#): Add event for output\_area adding an output
- [#5001](#): Add directory navigation to dashboard
- [#5016](#): Help menu external-link icons break layout in FF
- [#4885](#): Modal UI behavior changes
- [#5009](#): notebook signatures don't work
- [#4975](#): setup.py changes for 2.0
- [#4774](#): emit event on appended element on dom
- [#5020](#): Python Lists translated to javascript objects in widgets
- [#5003](#): Fix pretty reprs of super() objects
- [#5012](#): Make `SelectionWidget.values` a dict
- [#4961](#): Bug when constructing a selection widget with both values and labels
- [#4283](#): A < in a markdown cell strips cell content when converting to latex
- [#4006](#): iptest IPython broken
- [#4251](#): & escaped to &amp; in tex ?

- [#5027](#): pin lessc to 1.4
- [#4323](#): Take 2: citation2latex filter (using HTMLParser)
- [#4196](#): Printing notebook from browser gives 1-page truncated output
- [#4842](#): more subtle kernel indicator
- [#4057](#): No path to notebook examples from Help menu
- [#5015](#): don't write cell.trusted to disk
- [#4617](#): Changed url link in Help dropdown menu.
- [#4976](#): Container widget layout broken on Firefox
- [#4981](#): Vertical slider layout broken
- [#4793](#): Message spec changes related to `clear_output`
- [#4982](#): Live readout for slider widgets
- [#4813](#): make help menu a template
- [#4989](#): Filename tab completion completely broken
- [#1380](#): Tab should insert 4 spaces in `#` comment lines
- [#2888](#): spaces vs tabs
- [#1193](#): Allow resizing figures in notebook
- [#4504](#): Allow input transformers to raise `SyntaxError`
- [#4697](#): Problems with height after toggling header and toolbar...
- [#4951](#): `TextWidget` to code cell command mode bug.
- [#4809](#): Arbitrary scrolling (jumping) in clicks in modal UI for notebook
- [#4971](#): Fixing issues with js tests
- [#4972](#): Work around problem in doctest discovery in Python 3.4 with PyQt
- [#4892](#): IPython.qt test failure with python3.4
- [#4863](#): BUG: cannot create an `OBJECT` array from memory buffer
- [#4704](#): Subcommand `profile` ignores `-ipython-dir`
- [#4845](#): Add Origin Checking.
- [#4870](#): `ipython_directive`, report `except/warn` in block and add `:okexcept:` `:okwarning:` options to suppress
- [#4956](#): Shift-Enter does not move to next cell
- [#4662](#): Menu cleanup
- [#4824](#): sign notebooks
- [#4848](#): avoid import of nearby temporary with `%edit`



- [#4731](#): %edit files mistakenly import modules in /tmp
- [#4950](#): Two fixes for file upload related bugs
- [#4871](#): Notebook upload fails after Delete
- [#4825](#): File Upload URL set incorrectly
- [#3867](#): display.FileLinks should work in the exported html version of a notebook
- [#4948](#): reveal: ipython css overrides reveal themes
- [#4947](#): reveal: slides that are too big?
- [#4051](#): Test failures with Python 3 and enabled warnings
- [#3633](#): outstanding issues over in ipython/nbconvert repo
- [#4087](#): Sympy printing in the example notebook
- [#4627](#): Document various QtConsole embedding approaches.
- [#4849](#): Various unicode fixes (mostly on Windows)
- [#3653](#): autocompletion in “from package import <tab>”
- [#4583](#): overwrite? prompt gets EOFError in 2 process
- [#4807](#): Correct handling of ansi colour codes when nbconverting to latex
- [#4611](#): Document how to compile .less files in dev docs.
- [#4618](#): “Editor Shortcuts” link is broken in help menu dropdown notebook
- [#4522](#): DeprecationWarning: the sets module is deprecated
- [#4368](#): No symlink from ipython to ipython3 when inside a python3 virtualenv
- [#4234](#): Math without \$\$ doesn’t show up when converted to slides
- [#4194](#): config.TerminalIPythonApp.nosep does not work
- [#1491](#): prefilter not called for multi-line notebook cells
- [#4001](#): Windows IPython executable /scripts/ipython not working
- [#3959](#): think more carefully about text wrapping in nbconvert
- [#4907](#): Test for traceback depth fails on Windows
- [#4906](#): Test for IPython.embed() fails on Windows
- [#4912](#): Skip some Windows io failures
- [#3700](#): stdout/stderr should be flushed printing exception output...
- [#1181](#): greedy completer bug in terminal console
- [#2032](#): check for a few places we should be using DEFAULT\_ENCODING
- [#4882](#): Too many files open when starting and stopping kernel repeatedly
- [#4880](#): set profile name from profile\_dir

- #4238: `parallel.Client()` not using profile that notebook was run with?
- #4853: fix setting image height/width from metadata
- #4786: Reduce spacing of heading cells
- #4680: Minimal pandoc version warning
- #3707: nbconvert: Remove IPython magic commands from `-format="python"` output
- #4130: PDF figures as links from png or svg figures
- #3919: Allow `-profile` to be passed a dir.
- #2136: Handle hard newlines in pretty printer
- #4790: Notebook modal UI: “merge cell below” key binding, `shift+=`, does not work with some keyboard layouts
- #4884: Keyboard shortcut changes
- #1184: slow handling of keyboard input
- #4913: Mathjax, Markdown, `tex`, `env*` and italic
- #3972: nbconvert: Template output testing
- #4903: use https for all embeds
- #4874: `-debug` does not work if you set `.kernel_cmd`
- #4679: JPG compression for inline pylab
- #4708: Fix indent and center
- #4789: fix `IPython.embed`
- #4759: `Application._load_config_files` log parameter default fails
- #3153: docs / file menu: explain how to exit the notebook
- #4791: Did updates to `ipython_directive` bork support for cython magic snippets?
- #4385: “Part 4 - Markdown Cells.ipynb” nbviewer example seems not well referenced in current online documentation page <http://ipython.org/ipython-doc/stable/interactive/notebook.htm>
- #4655: prefer marked to pandoc for markdown2html
- #3441: Fix focus related problems in the notebook
- #3402: Feature Request: Save As (latex, html,...etc) as a menu option in Notebook rather than explicit need to invoke nbconvert
- #3224: Revisit layout of notebook area
- #2746: rerunning a cell with long output (exception) scrolls to much (html notebook)
- #2667: can’t save opened notebook if accidentally delete the notebook in the dashboard
- #3026: Reporting errors from `_repr_<type>_` methods
- #1844: Notebook does not exist and permalinks

- [#2450](#): [closed PR] Prevent jumping of window to input when output is clicked.
- [#3166](#): IPEP 16: Notebook multi directory dashboard and URL mapping
- [#3691](#): Slight misalignment of Notebook menu bar with focus box
- [#4875](#): Empty tooltip with `object_found = false` still being shown
- [#4432](#): The SSL cert for the MathJax CDN is invalid and URL is not protocol agnostic
- [#2633](#): Help text should leave current cell active
- [#3976](#): DOC: Pandas link on the notebook help menu?
- [#4082](#): /new handler redirect cached by browser
- [#4298](#): Slow `ipython -pylab` and `ipython notebook` startup
- [#4545](#): `%store` magic not working
- [#4610](#): toolbar UI enhancements
- [#4782](#): New modal UI
- [#4732](#): Accents in notebook names and in command-line (`nbconvert`)
- [#4752](#): link broken in docs/examples
- [#4835](#): running `ipython` on python files adds an extra traceback frame
- [#4792](#): `repr_html` exception warning on `qtconsole` with `pandas` [#4745](#)
- [#4834](#): function tooltip issues
- [#4808](#): Docstrings in Notebook not displayed properly and introspection
- [#4846](#): Remove some leftover traces of `irunner`
- [#4810](#): `ipcluster` bug in `clean_logs` flag
- [#4812](#): update `CodeMirror` for the notebook
- [#671](#): add migration guide for old IPython config
- [#4783](#): `ipython 2dev` under windows / (win)python 3.3 experiment
- [#4772](#): Notebook server info files
- [#4765](#): missing build script for `highlight.js`
- [#4787](#): non-python kernels run python code with `qtconsole`
- [#4703](#): Math macro in jinja templates.
- [#4595](#): `ipython notebook` XSS vulnerable
- [#4776](#): Manually document `py3compat` module.
- [#4686](#): For-in loop on an array in `cell.js`
- [#3605](#): Modal UI
- [#4769](#): `IPython 2.0` will not startup on `py27` on windows

- [#4482](#): reveal.js converter not including CDN by default?
- [#4761](#): ipv6 address triggers cookie exception
- [#4580](#): rename or remove %profile magic
- [#4643](#): Docstring does not open properly
- [#4714](#): Static URLs are not auto-versioned
- [#2573](#): document code mirror keyboard shortcuts
- [#4717](#): hang in parallel.Client when using SSHAgent
- [#4544](#): Clarify the requirement for pyreadline on Windows
- [#3451](#): revisit REST /new handler to avoid systematic crawling.
- [#2922](#): File => Save as '.py' saves magic as code
- [#4728](#): Copy/Paste stripping broken in version > 0.13.x in QtConsole
- [#4539](#): Nbconvert: Latex to PDF conversion fails on notebooks with accented letters
- [#4721](#): purge\_results with jobid crashing - looking for insight
- [#4620](#): Notebook with ? in title defies autosave, renaming and deletion.
- [#4574](#): Hash character in notebook name breaks a lot of things
- [#4709](#): input\_prefilter hook not called
- [#1680](#): qtconsole should support --no-banner and custom banner
- [#4689](#): IOStream IP address configurable
- [#4698](#): Missing "if \_\_name\_\_ == '\_\_main\_\_':" check in /usr/bin/ipython
- [#4191](#): NBConvert: markdown inline and locally referenced files have incorrect file location for latex
- [#2865](#): %%! does not display the shell execute docstring
- [#1551](#): Notebook should be saved before printing
- [#4612](#): remove Configurable.created?
- [#4629](#): Lots of tests fail due to space in sys.executable
- [#4644](#): Fixed URLs for notebooks
- [#4621](#): IPython 1.1.0 Qtconsole syntax highlighting highlights python 2 only built-ins when using python 3
- [#2923](#): Move Delete Button Away from Save Button in the HTML notebook toolbar
- [#4615](#): UnicodeDecodeError
- [#4431](#): ipython slow in os x mavericks?
- [#4538](#): DOC: document how to change ipcontroller-engine.json in case controller was started with -ip="\*"
- [#4551](#): Serialize methods and closures

- [#4081](#): [Nbconvert][reveal] link to font awesome ?
- [#4602](#): “ipcluster stop” fails after “ipcluster start –daemonize” using python3.3
- [#4578](#): NBconvert fails with unicode errors when `--stdout` and file redirection is specified and HTML entities are present
- [#4600](#): Renaming new notebook to an exist name silently deletes the old one
- [#4598](#): Qtconsole docstring pop-up fails on method containing defaulted enum argument
- [#951](#): Remove Tornado monkeypatch
- [#4564](#): Notebook save failure
- [#4562](#): nbconvert: Default encoding problem on OS X
- [#1675](#): add `file_to_run=file.ipynb` capability to the notebook
- [#4516](#): `ipython console` doesn't send a `shutdown_request`
- [#3043](#): can't restart pdb session in ipython
- [#4524](#): Fix bug with non ascii passwords in notebook login
- [#1866](#): problems rendering an SVG?
- [#4520](#): unicode error when trying `Audio('data/Bach Cello Suite #3.wav')`
- [#4493](#): Qtconsole cannot print an ISO8601 date at nanosecond precision
- [#4502](#): intermittent parallel test failure `test_purge_everything`
- [#4495](#): firefox 25.0: notebooks report “Notebook save failed”, `.py` script save fails, but `.ipynb` save succeeds
- [#4245](#): nbconvert latex: code highlighting causes error
- [#4486](#): Test for whether inside virtualenv does not work if directory is symlinked
- [#4485](#): Incorrect info in “Messaging in IPython” documentation.
- [#4447](#): Ipcontroller broken in current HEAD on windows
- [#4241](#): Audio display object
- [#4463](#): Error on empty `c.Session.key`
- [#4454](#): `UnicodeDecodeError` when starting Ipython notebook on a directory containing a file with a non-ascii character
- [#3801](#): Autocompletion: Fix issue [#3723](#) – ordering of completions for magic commands and variables with same name
- [#3723](#): Code completion: `'matplotlib'` and `'%matplotlib'`
- [#4396](#): Always checkpoint at least once ?
- [#2524](#): [Notebook] Clear kernel queue
- [#2292](#): Client side tests for the notebook

- [#4424](#): Dealing with images in multidirectory environment
- [#4388](#): Make writing configurable magics easier
- [#852](#): Notebook should be saved before downloading
- [#3708](#): ipython profile locate should also work
- [#1349](#): ? may generate hundreds of cell
- [#4381](#): Using hasattr for trait\_names instead of just looking for it directly/using \_\_dir\_\_?
- [#4361](#): Crash Ultratraceback/ session history
- [#3044](#): IPython notebook autocomplete for filename string converts multiple spaces to a single space
- [#3346](#): Up arrow history search shows duplicates in Qtconsole
- [#3496](#): Fix import errors when running tests from the source directory
- [#4114](#): If default profile doesn't exist, can't install mathjax to any location
- [#4335](#): TestPylabSwitch.test\_qt fails
- [#4291](#): serve like option for nbconvert -to latex
- [#1824](#): Exception before prompting for password during ssh connection
- [#4309](#): Error in nbconvert - closing `</code>` tag is not inserted in HTML under some circumstances
- [#4351](#): /parallel/apps/launcher.py error
- [#3603](#): Upcoming issues with nbconvert
- [#4296](#): sync\_imports() fails in python 3.3
- [#4339](#): local mathjax install doesn't work
- [#4334](#): NotebookApp.webapp\_settings static\_url\_prefix causes crash
- [#4308](#): Error when use "ipython notebook" in win7 64 with python2.7.3 64.
- [#4317](#): Relative imports broken in the notebook (Windows)
- [#3658](#): Saving Notebook clears "Kernel Busy" status from the page and titlebar
- [#4312](#): Link broken on ipython-doc stable
- [#1093](#): Add boundary options to %load
- [#3619](#): Multi-dir webservice design
- [#4299](#): Nbconvert, default\_preprocessors to list of dotted name not list of obj
- [#3210](#): IPython.parallel tests seem to hang on ShiningPanda
- [#4280](#): MathJax Automatic Line Breaking
- [#4039](#): Celltoolbar example issue
- [#4247](#): nbconvert -to latex: error when converting greek letter
- [#4273](#): %%capture not capturing rich objects like plots (IPython 1.1.0)

- [#3866](#): Vertical offsets in LaTeX output for nbconvert
- [#3631](#): xkcd mode for the IPython notebook
- [#4243](#): Test exclusions not working on Windows
- [#4256](#): IPython no longer handles unicode file names
- [#3656](#): Audio displayobject
- [#4223](#): Double output on Ctrl-enter-enter
- [#4184](#): nbconvert: use r pygmentize backend when highlighting “%%R” cells
- [#3851](#): Adds an explicit newline for pretty-printing.
- [#3622](#): Drop fakemodule
- [#4122](#): Nbconvert [windows]: Inconsistent line endings in markdown cells exported to latex
- [#3819](#): nbconvert add extra blank line to code block on Windows.
- [#4203](#): remove spurious print statement from parallel annotated functions
- [#4200](#): Notebook: merging a heading cell and markdown cell cannot be undone
- [#3747](#): ipynb -> ipynb transformer
- [#4024](#): nbconvert markdown issues
- [#3903](#): on Windows, ‘ipython3 nbconvert “C:/blabla/first\_try.ipynb” -to slides’ gives an unexpected result, and ‘-post serve’ fails
- [#4095](#): Catch js error in append html in stream/pyerr
- [#1880](#): Add parallelism to test\_pr
- [#4085](#): nbconvert: Fix sphinx preprocessor date format string for Windows
- [#4156](#): Specifying -gui=tk at the command line
- [#4146](#): Having to prepend ‘files/’ to markdown image paths is confusing
- [#3818](#): nbconvert can’t handle Heading with Chinese characters on Japanese Windows OS.
- [#4134](#): multi-line parser fails on “” in comment, qtconsole and notebook.
- [#3998](#): sample custom.js needs to be updated
- [#4078](#): StoreMagic.autorestore not working in 1.0.0
- [#3990](#): Buitlin input doesn’t work over zmq
- [#4015](#): nbconvert fails to convert all the content of a notebook
- [#4059](#): Issues with Ellipsis literal in Python 3
- [#2310](#): “ZMQError: Interrupted system call” from RichIPythonWidget
- [#3807](#): qtconsole ipython 0.13.2 - html/xhtml export fails
- [#4103](#): Wrong default argument of DirectView.clear

- [#4100](#): `parallel.client.client` references undefined `error.EngineError`
- [#484](#): Drop `nosepatch`
- [#3350](#): Added longlist support in `ipdb`.
- [#1591](#): Keying ‘q’ doesn’t quit the interactive help in Wins7
- [#40](#): The tests in `test_process` fail under Windows
- [#3744](#): capture rich output as well as `stdout/err` in `capture_output`
- [#3742](#): `%%capture` to grab rich display outputs
- [#3863](#): Added working speaker notes for slides.
- [#4013](#): `Iptest` fails in dual python installation
- [#4005](#): `IPython.start_kernel` doesn’t work.
- [#4020](#): `IPython` parallel map fails on numpy arrays
- [#3914](#): `nbconvert`: Transformer tests
- [#3923](#): `nbconvert`: Writer tests
- [#3945](#): `nbconvert`: commandline tests fail Win7x64 Py3.3
- [#3937](#): make tab visible in `codemirror` and light red background
- [#3935](#): No feedback for mixed tabs and spaces
- [#3933](#): `nbconvert`: Post-processor tests
- [#3977](#): unable to complete remote connections for two-process
- [#3939](#): minor checkpoint cleanup
- [#3955](#): complete on `%` for magic in notebook
- [#3954](#): all magics should be listed when completing on `%`
- [#3980](#): `nbconvert` rst output lacks needed blank lines
- [#3968](#): `TypeError: super() argument 1 must be type, not classobj` (Python 2.6.6)
- [#3880](#): `nbconvert`: R&D remaining tests
- [#2440](#): IPEP 4: Python 3 Compatibility

## 2.7 1.0 Series

### 2.7.1 Release 1.0.0: An Afternoon Hack

IPython 1.0 requires Python 2.6.5 or 3.2.1. It does not support Python 3.0, 3.1, or 2.5.

This is a big release. The principal milestone is the addition of `IPython.nbconvert`, but there has been a great deal of work improving all parts of IPython as well.



The previous version (0.13) was released on June 30, 2012, and in this development cycle we had:

- ~12 months of work.
- ~700 pull requests merged.
- ~600 issues closed (non-pull requests).
- contributions from ~150 authors.
- ~4000 commits.

The amount of work included in this release is so large that we can only cover here the main highlights; please see our [detailed release statistics](#) for links to every issue and pull request closed on GitHub as well as a full list of individual contributors. It includes

## Reorganization

There have been two major reorganizations in IPython 1.0:

- Added `IPython.kernel` for all kernel-related code. This means that `IPython.zmq` has been removed, and much of it is now in `IPython.kernel.zmq`, some of it being in the top-level `IPython.kernel`.
- We have removed the `frontend` subpackage, as it caused unnecessary depth. So what was `IPython.frontend.qt` is now `IPython.qt`, and so on. The one difference is that the notebook has been further flattened, so that `IPython.frontend.html.notebook` is now just `IPython.html`. There is a shim module, so `IPython.frontend` is still importable in 1.0, but there will be a warning.
- The IPython sphinx directives are now installed in `IPython.sphinx`, so they can be imported by other projects.

## Public APIs

For the first time since 0.10 (sorry, everyone), there is an official public API for starting IPython:

```
from IPython import start_ipython
start_ipython()
```

This is what packages should use that start their own IPython session, but don't actually want embedded IPython (most cases). `IPython.embed()` is used for embedding IPython into the calling namespace, similar to calling `Pdb.set_trace()`, whereas `start_ipython()` will start a plain IPython session, loading config and startup files as normal.

We also have added:

```
from IPython import get_ipython
```

Which is a *library* function for getting the current IPython instance, and will return `None` if no IPython instance is running. This is the official way to check whether your code is called from inside an IPython session. If you want to check for IPython without unnecessarily importing IPython, use this function:

```
def get_ipython():
    """return IPython instance if there is one, None otherwise"""
    import sys
    if "IPython" in sys.modules:
        import IPython
        return IPython.get_ipython()
```

### Core

- The input transformation framework has been reworked. This fixes some corner cases, and adds more flexibility for projects which use IPython, like SymPy & SAGE. For more details, see [Custom input transformation](#).
- Exception types can now be displayed with a custom traceback, by defining a `_render_traceback_()` method which returns a list of strings, each containing one line of the traceback.
- A new command, `ipython history trim` can be used to delete everything but the last 1000 entries in the history database.
- `__file__` is defined in both config files at load time, and `.ipy` files executed with `%run`.
- `%logstart` and `%logappend` are no longer broken.
- Add glob expansion for `%run`, e.g. `%run -g script.py *.txt`.
- Expand variables (`$foo`) in Cell Magic argument line.
- By default, **iptest** will exclude various slow tests. All tests can be run with **iptest --all**.
- SQLite history can be disabled in the various cases that it does not behave well.
- `%edit` works on interactively defined variables.
- editor hooks have been restored from quarantine, enabling TextMate as editor, etc.
- The env variable PYTHONSTARTUP is respected by IPython.
- The `%matplotlib` magic was added, which is like the old `%pylab` magic, but it does not import anything to the interactive namespace. It is recommended that users switch to `%matplotlib` and explicit imports.
- The `--matplotlib` command line flag was also added. It invokes the new `%matplotlib` magic and can be used in the same way as the old `--pylab` flag. You can either use it by itself as a flag (`--matplotlib`), or you can also pass a backend explicitly (`--matplotlib qt` or `--matplotlib=wx`, etc).

### Backwards incompatible changes

- Calling `InteractiveShell.prefilter()` will no longer perform static transformations - the processing of escaped commands such as `%magic` and `!system`, and stripping input prompts from code blocks. This functionality was duplicated in `IPython.core.inputsplitter`, and the

latter version was already what IPython relied on. A new API to transform input will be ready before release.

- Functions from `IPython.lib.inputhook` to control integration with GUI event loops are no longer exposed in the top level of `IPython.lib`. Code calling these should make sure to import them from `IPython.lib.inputhook`.
- For all kernel managers, the `sub_channel` attribute has been renamed to `iopub_channel`.
- Users on Python versions before 2.6.6, 2.7.1 or 3.2 will now need to call `IPython.utils.doctestreload.doctest_reload()` to make doctests run correctly inside IPython. Python releases since those versions are unaffected. For details, see [PR #3068](#) and [Python issue 8048](#).
- The `InteractiveShell.cache_main_mod()` method has been removed, and `new_main_mod()` has a different signature, expecting a filename where earlier versions expected a namespace. See [PR #3555](#) for details.
- The short-lived plugin system has been removed. Extensions are the way to go.

## NbConvert

The major milestone for IPython 1.0 is the addition of `IPython.nbconvert` - tools for converting IPython notebooks to various other formats.

**Warning:** `nbconvert` is  $\alpha$ -level preview code in 1.0

To use `nbconvert` to convert various file formats:

```
ipython nbconvert --to html *.ipynb
```

See `ipython nbconvert --help` for more information. `nbconvert` depends on [pandoc](#) for many of the translations to and from various formats.

**See also:**

*Converting notebooks to other formats*

## Notebook

Major changes to the IPython Notebook in 1.0:

- The notebook is now autosaved, by default at an interval of two minutes. When you press ‘save’ or Ctrl-S, a *checkpoint* is made, in a hidden folder. This checkpoint can be restored, so that the autosave model is strictly safer than traditional save. If you change nothing about your save habits, you will always have a checkpoint that you have written, and an autosaved file that is kept up to date.
- The notebook supports `raw_input()` / `input()`, and thus also `%debug`, and many other Python calls that expect user input.
- You can load custom javascript and CSS in the notebook by editing the files `$(ipython locate profile)/static/custom/custom.js,css`.

- Add `%%html`, `%%svg`, `%%javascript`, and `%%latex` cell magics for writing raw output in notebook cells.
- add a redirect handler and anchors on heading cells, so you can link across notebooks, directly to heading cells in other notebooks.
- Images support width and height metadata, and thereby 2x scaling (retina support).
- `__repr_foo__` methods can return a tuple of (data, metadata), where metadata is a dict containing metadata about the displayed object. This is used to set size, etc. for retina graphics. To enable retina matplotlib figures, simply set `InlineBackend.figure_format = 'retina'` for 2x PNG figures, in your *IPython config file* or via the `%config` magic.
- Add `display.FileLink` and `FileLinks` for quickly displaying HTML links to local files.
- Cells have metadata, which can be edited via cell toolbars. This metadata can be used by external code (e.g. reveal.js or exporters), when examining the notebook.
- Fix an issue parsing LaTeX in markdown cells, which required users to type `\\`, instead of `\`.
- Notebook templates are rendered with Jinja instead of Tornado.
- `%%file` has been renamed `%%writefile` (`%%file` is deprecated).
- ANSI (and VT100) color parsing has been improved in both performance and supported values.
- The static files path can be found as `IPython.html.DEFAULT_STATIC_FILES_PATH`, which may be changed by package managers.
- IPython's CSS is installed in `static/css/style.min.css` (all style, including bootstrap), and `static/css/ipython.min.css`, which only has IPython's own CSS. The latter file should be useful for embedding IPython notebooks in other pages, blogs, etc.
- The Print View has been removed. Users are encouraged to test *ipython nbconvert* to generate a static view.

### Javascript Components

The javascript components used in the notebook have been updated significantly.

- updates to jQuery (2.0) and jQueryUI (1.10)
- Update CodeMirror to 3.14
- Twitter Bootstrap (2.3) for layout
- Font-Awesome (3.1) for icons
- highlight.js (7.3) for syntax highlighting
- marked (0.2.8) for markdown rendering
- require.js (2.1) for loading javascript

Some relevant changes that are results of this:

- Markdown cells now support GitHub-flavored Markdown (GFM), which includes ```python` code blocks and tables.
- Notebook UI behaves better on more screen sizes.
- Various code cell input issues have been fixed.

## Kernel

The kernel code has been substantially reorganized.

New features in the kernel:

- Kernels support ZeroMQ IPC transport, not just TCP
- The message protocol has added a top-level metadata field, used for information about messages.
- Add a `data_pub` message that functions much like `display_pub`, but publishes raw (usually pickled) data, rather than representations.
- Ensure that `sys.stdout.encoding` is defined in Kernels.
- Stdout from forked subprocesses should be forwarded to frontends (instead of crashing).

## IPEP 13

The `KernelManager` has been split into a `KernelManager` and a `KernelClient`. The `Manager` owns a kernel and starts / signals / restarts it. There is always zero or one `KernelManager` per `Kernel`. Clients communicate with `Kernels` via `zmq` channels, and there can be zero-to-many `Clients` connected to a `Kernel` at any given time.

The `KernelManager` now automatically restarts the kernel when it dies, rather than requiring user input at the notebook or `QtConsole` UI (which may or may not exist at restart time).

## In-process kernels

The Python-language frontends, particularly the `Qt` console, may now communicate with in-process kernels, in addition to the traditional out-of-process kernels. An in-process kernel permits direct access to the kernel namespace, which is necessary in some applications. It should be understood, however, that the in-process kernel is not robust to bad user input and will block the main (GUI) thread while executing. Developers must decide on a case-by-case basis whether this tradeoff is appropriate for their application.

## Parallel

`IPython.parallel` has had some refactoring as well. There are many improvements and fixes, but these are the major changes:

- Connections have been simplified. All ports and the serialization in use are written to the connection file, rather than the initial two-stage system.

- Serialization has been rewritten, fixing many bugs and dramatically improving performance serializing large containers.
- Load-balancing scheduler performance with large numbers of tasks has been dramatically improved.
- There should be fewer (hopefully zero) false-positives for engine failures.
- Increased compatibility with various use cases that produced serialization / argument errors with map, etc.
- The controller can attempt to resume operation if it has crashed, by passing `ipcontroller --restore`.
- Engines can monitor the Hub heartbeat, and shutdown if the Hub disappears for too long.
- add HTCondor support in launchers

### QtConsole

Various fixes, including improved performance with lots of text output, and better drag and drop support. The initial window size of the qtconsole is now configurable via `IPythonWidget.width` and `IPythonWidget.height`.

## 2.8 Issues closed in the 1.0 development cycle

### 2.8.1 Issues closed in 1.1

GitHub stats for 2013/08/08 - 2013/09/09 (since 1.0)

These lists are automatically generated, and may be incomplete or contain duplicates.

The following 25 authors contributed 337 commits.

- Benjamin Ragan-Kelley
- Bing Xia
- Bradley M. Froehle
- Brian E. Granger
- Damián Avila
- dhirschfeld
- Dražen Lučanin
- gmbecker
- Jake Vanderplas
- Jason Grout
- Jonathan Frederic

- Kevin Burke
- Kyle Kelley
- Matt Henderson
- Matthew Brett
- Matthias Bussonnier
- Pankaj Pandey
- Paul Ivanov
- rossant
- Samuel Ainsworth
- Stephan Rave
- stonebig
- Thomas Kluyver
- Yaroslav Halchenko
- Zachary Sailer

We closed a total of 76 issues, 58 pull requests and 18 regular issues; this is the full list (generated with the script `tools/github_stats.py`):

Pull Requests (58):

- [PR #4188](#): Allow `user_ns` trait to be `None`
- [PR #4189](#): always fire `LOCAL_IPS.extend(PUBLIC_IPS)`
- [PR #4174](#): various issues in markdown and rst templates
- [PR #4178](#): add missing `data_javascript`
- [PR #4181](#): nbconvert: Fix, sphinx template not removing new lines from headers
- [PR #4043](#): don't 'restore\_bytes' in `from_JSON`
- [PR #4163](#): Fix for incorrect default encoding on Windows.
- [PR #4136](#): catch javascript errors in any output
- [PR #4171](#): add nbconvert config file when creating profiles
- [PR #4125](#): Basic exercise of `ipython [subcommand] -h` and `help-all`
- [PR #4085](#): nbconvert: Fix sphinx preprocessor date format string for Windows
- [PR #4159](#): don't split `.cell` and `div.cell` CSS
- [PR #4158](#): generate choices for `--gui` configurable from real mapping
- [PR #4065](#): do not include specific css in embedable one
- [PR #4092](#): nbconvert: Fix for unicode html headers, Windows + Python 2.x

- [PR #4074](#): close Client sockets if connection fails
- [PR #4064](#): Store default codemirror mode in only 1 place
- [PR #4104](#): Add way to install MathJax to a particular profile
- [PR #4144](#): `help_end` transformer shouldn't pick up `?` in multiline string
- [PR #4143](#): update example `custom.js`
- [PR #4142](#): DOC: unwrap openssl line in `public_server` doc
- [PR #4141](#): add files with a separate `add` call in `backport_pr`
- [PR #4137](#): Restore `autorestore` option for `storemagic`
- [PR #4098](#): pass `profile-dir` instead of profile name to Kernel
- [PR #4120](#): support `input` in Python 2 kernels
- [PR #4088](#): `nbconvert`: Fix `coalescestreams` line with incorrect nesting causing strange behavior
- [PR #4060](#): only strip continuation prompts if regular prompts seen first
- [PR #4132](#): Fixed name error bug in function `safe_unicode` in module `py3compat`.
- [PR #4121](#): move `test_kernel` from `IPython.zmq` to `IPython.kernel`
- [PR #4118](#): ZMQ heartbeat channel: catch `EINTR` exceptions and continue.
- [PR #4054](#): use unicode for HTML export
- [PR #4106](#): fix a couple of default block values
- [PR #4115](#): Update docs on declaring a magic function
- [PR #4101](#): restore accidentally removed `EngineError`
- [PR #4096](#): minor docs changes
- [PR #4056](#): respect `pylab_import_all` when `--pylab` specified at the command-line
- [PR #4091](#): Make Qt console banner configurable
- [PR #4086](#): fix missing `errno` import
- [PR #4030](#): exclude `.git` in `MANIFEST.in`
- [PR #4047](#): Use `istype()` when checking if canned object is a dict
- [PR #4031](#): don't close\_fds on Windows
- [PR #4029](#): `bson.Binary` moved
- [PR #4035](#): Fixed custom jinja2 templates being ignored when setting `template_path`
- [PR #4026](#): small doc fix in `nbconvert`
- [PR #4016](#): Fix `IPython.start_*` functions
- [PR #4021](#): Fix `parallel.client.View` `map()` on numpy arrays
- [PR #4022](#): DOC: fix links to matplotlib, notebook docs



- [PR #4018](#): Fix warning when running IPython.kernel tests
- [PR #4019](#): Test skipping without unicode paths
- [PR #4008](#): Transform code before `%prun/%%prun` runs
- [PR #4014](#): Fix typo in ipapp
- [PR #3987](#): get files list in backport\_pr
- [PR #3974](#): nbconvert: Fix app tests on Window7 w/ Python 3.3
- [PR #3978](#): fix `--existing` with non-localhost IP
- [PR #3939](#): minor checkpoint cleanup
- [PR #3981](#): BF: fix nbconvert rst input prompt spacing
- [PR #3960](#): Don't make sphinx a dependency for importing nbconvert
- [PR #3973](#): logging.Formatter is not new-style in 2.6

Issues (18):

- [#4024](#): nbconvert markdown issues
- [#4095](#): Catch js error in append html in stream/pyerr
- [#4156](#): Specifying `-gui=tk` at the command line
- [#3818](#): nbconvert can't handle Heading with Chinese characters on Japanese Windows OS.
- [#4134](#): multi-line parser fails on `'''` in comment, qtconsole and notebook.
- [#3998](#): sample custom.js needs to be updated
- [#4078](#): StoreMagic.autorestore not working in 1.0.0
- [#3990](#): Built-in `input` doesn't work over zmq
- [#4015](#): nbconvert fails to convert all the content of a notebook
- [#4059](#): Issues with Ellipsis literal in Python 3
- [#4103](#): Wrong default argument of `DirectView.clear`
- [#4100](#): `parallel.client.client` references undefined `error.EngineError`
- [#4005](#): `IPython.start_kernel` doesn't work.
- [#4020](#): IPython parallel map fails on numpy arrays
- [#3945](#): nbconvert: commandline tests fail Win7x64 Py3.3
- [#3977](#): unable to complete remote connections for two-process
- [#3980](#): nbconvert rst output lacks needed blank lines
- [#3968](#): `TypeError: super() argument 1 must be type, not classobj` (Python 2.6.6)

## 2.8.2 Issues closed in 1.0

GitHub stats for 2012/06/30 - 2013/08/08 (since 0.13)

These lists are automatically generated, and may be incomplete or contain duplicates.

The following 155 authors contributed 4258 commits.

- Aaron Meurer
- Adam Davis
- Ahmet Bakan
- Alberto Valverde
- Allen Riddell
- Anders Hovmöller
- Andrea Bedini
- Andrew Spiers
- Andrew Vandever
- Anthony Scopatz
- Anton Akhmerov
- Anton I. Sipos
- Antony Lee
- Aron Ahmadi
- Benedikt Sauer
- Benjamin Jones
- Benjamin Ragan-Kelley
- Benjie Chen
- Boris de Laage
- Brad Reischfeld
- Bradley M. Froehle
- Brian E. Granger
- Cameron Bates
- Cavendish McKay
- chapmanb
- Chris Beaumont
- Chris Laumann

- Christoph Gohlke
- codebraker
- codespaced
- Corran Webster
- DamianHeard
- Damián Avila
- Dan Kilman
- Dan McDougall
- Danny Staple
- David Hirschfeld
- David P. Sanders
- David Warde-Farley
- David Wolever
- David Wyde
- debjan
- Diane Trout
- dkua
- Dominik Dabrowski
- Donald Curtis
- Dražen Lučanić
- drevicko
- Eric O. LEBIGOT
- Erik M. Bray
- Erik Tollerud
- Eugene Van den Bulke
- Evan Patterson
- Fernando Perez
- Francesco Montesano
- Frank Murphy
- Greg Caporaso
- Guy Haskin Fernald
- guziy

- Hans Meine
- Harry Moreno
- henryiii
- Ivan Djokic
- Jack Feser
- Jake Vanderplas
- jakobgager
- James Booth
- Jan Schulz
- Jason Grout
- Jeff Knisley
- Jens Hedegaard Nielsen
- jeremiahbuddha
- Jerry Fowler
- Jessica B. Hamrick
- Jez Ng
- John Zwinck
- Jonathan Frederic
- Jonathan Taylor
- Joon Ro
- Joseph Lansdowne
- Juergen Hasch
- Julian Taylor
- Jussi Sainio
- Jörgen Stenarson
- kevin
- klonuo
- Konrad Hinsén
- Kyle Kelley
- Lars Solberg
- Lessandro Mariano
- Mark Sienkiewicz at STScI

- Martijn Vermaat
- Martin Spacek
- Matthias Bussonnier
- Maxim Grechkin
- Maximilian Albert
- MercuryRising
- Michael Droettboom
- Michael Shuffett
- Michał Górny
- Mikhail Korobov
- mr.Shu
- Nathan Goldbaum
- ocefpaf
- Ohad Ravid
- Olivier Grisel
- Olivier Verdier
- Owen Healy
- Pankaj Pandey
- Paul Ivanov
- Pawel Jasinski
- Pietro Berkes
- Piti Ongmongkolkul
- Puneeth Chaganti
- Rich Wareham
- Richard Everson
- Rick Lupton
- Rob Young
- Robert Kern
- Robert Marchman
- Robert McGibbon
- Rui Pereira
- Rustam Safin

- Ryan May
- s8weber
- Samuel Ainsworth
- Sean Vig
- Siyu Zhang
- Skylar Saveland
- slojo404
- smithjl
- Stefan Karpinski
- Stefan van der Walt
- Steven Silvester
- Takafumi Arakaki
- Takeshi Kanmae
- tcmulcahy
- teegaar
- Thomas Kluyver
- Thomas Robitaille
- Thomas Spura
- Thomas Weißschuh
- Timothy O'Donnell
- Tom Dimiduk
- ugurthemaster
- urielshaolin
- v923z
- Valentin Haenel
- Victor Zverovich
- 23. Trevor King
- y-p
- Yoav Ram
- Zbigniew Jędrzejewski-Szmek
- Zoltán Vörös

We closed a total of 1484 issues, 793 pull requests and 691 regular issues; this is the full list (generated with the script `tools/github_stats.py`):

Pull Requests (793):

- [PR #3958](#): doc update
- [PR #3965](#): Fix ansi color code for background yellow
- [PR #3964](#): Fix casing of message.
- [PR #3942](#): Pass on install docs
- [PR #3962](#): exclude IPython.lib.kernel in iptest
- [PR #3961](#): Longpath test fix
- [PR #3905](#): Remove references to 0.11 and 0.12 from config/overview.rst
- [PR #3951](#): nbconvert: fixed latex characters not escaped properly in nbconvert
- [PR #3949](#): log fatal error when PDF conversion fails
- [PR #3947](#): nbconvert: Make writer & post-processor aliases case insensitive.
- [PR #3938](#): Recompile css.
- [PR #3948](#): sphinx and PDF tweaks
- [PR #3943](#): nbconvert: Serve post-processor Windows fix
- [PR #3934](#): nbconvert: fix logic of verbose flag in PDF post processor
- [PR #3929](#): swallow enter event in rename dialog
- [PR #3924](#): nbconvert: Backport fixes
- [PR #3925](#): Replace `-pylab` flag with `-matplotlib` in usage
- [PR #3910](#): Added explicit error message for missing configuration arguments.
- [PR #3913](#): grffile to support spaces in notebook names
- [PR #3918](#): added `check_for_tornado`, closes #3916
- [PR #3917](#): change docs/examples refs to be just examples
- [PR #3908](#): what's new tweaks
- [PR #3896](#): two column quickhelp dialog, closes #3895
- [PR #3911](#): explicitly load python mode before IPython mode
- [PR #3901](#): don't force `.` relative path, fix #3897
- [PR #3891](#): fix #3889
- [PR #3892](#): Fix documentation of `Kernel.stop_channels`
- [PR #3888](#): posixify paths for Windows latex
- [PR #3882](#): quick fix for #3881

- [PR #3877](#): don't use `shell=True` in PDF export
- [PR #3878](#): minor template loading cleanup
- [PR #3855](#): nbconvert: Filter tests
- [PR #3879](#): finish 3870
- [PR #3870](#): Fix for converting notebooks that contain unicode characters.
- [PR #3876](#): Update `parallel_winhpc.rst`
- [PR #3872](#): removing vim-ipython, since it has it's own repo
- [PR #3871](#): updating docs
- [PR #3873](#): remove old examples
- [PR #3868](#): update CodeMirror component to 3.15
- [PR #3865](#): Escape filename for `pdflatex` in nbconvert
- [PR #3861](#): remove old `external.js`
- [PR #3864](#): add keyboard shortcut to docs
- [PR #3834](#): This PR fixes a few issues with nbconvert tests
- [PR #3840](#): prevent `profile_dir` from being undefined
- [PR #3859](#): Add "An Afternoon Hack" to docs
- [PR #3854](#): Catch errors filling readline history on startup
- [PR #3857](#): Delete extra auto
- [PR #3845](#): nbconvert: Serve from original build directory
- [PR #3846](#): Add basic logging to nbconvert
- [PR #3850](#): add missing `store_history` key to Notebook `execute_requests`
- [PR #3844](#): update payload source
- [PR #3830](#): mention metadata / `display_data` similarity in pyout spec
- [PR #3848](#): fix incorrect `empty-docstring`
- [PR #3836](#): Parse markdown correctly when mathjax is disabled
- [PR #3849](#): skip a failing test on windows
- [PR #3828](#): `signature_scheme` lives in Session
- [PR #3831](#): update nbconvert doc with new CLI
- [PR #3822](#): add output flag to nbconvert
- [PR #3780](#): Added serving the output directory if html-based format are selected.
- [PR #3764](#): Cleanup nbconvert templates
- [PR #3829](#): remove now-duplicate 'this is dev' note



- [PR #3814](#): add `ConsoleWidget.execute_on_complete_input` flag
- [PR #3826](#): try `rtfd`
- [PR #3821](#): add sphinx prolog
- [PR #3817](#): relax timeouts in terminal console and tests
- [PR #3825](#): fix more tests that fail when pandoc is missing
- [PR #3824](#): don't set target on internal markdown links
- [PR #3816](#): `s/pylab/matplotlib` in docs
- [PR #3812](#): Describe differences between `start_ipython` and `embed`
- [PR #3805](#): Print View has been removed
- [PR #3820](#): Make it clear that 1.0 is not released yet
- [PR #3784](#): nbconvert: Export flavors & PDF writer (ipy dev meeting)
- [PR #3800](#): semantic-versionify version number for non-releases
- [PR #3802](#): Documentation .txt to .rst
- [PR #3765](#): cleanup terminal console iopub handling
- [PR #3720](#): Fix for [#3719](#)
- [PR #3787](#): re-raise `KeyboardInterrupt` in `raw_input`
- [PR #3770](#): Organizing reveal's templates.
- [PR #3751](#): Use `link(2)` when possible in nbconvert
- [PR #3792](#): skip tests that require pandoc
- [PR #3782](#): add Importing Notebooks example
- [PR #3752](#): nbconvert: Add `cwd` to `sys.path`
- [PR #3789](#): fix `raw_input` in `qtconsole`
- [PR #3756](#): document the wire protocol
- [PR #3749](#): convert IPython syntax to Python syntax in nbconvert python template
- [PR #3793](#): Closes [#3788](#)
- [PR #3794](#): Change logo link to `ipython.org`
- [PR #3746](#): Raise a named exception when pandoc is missing
- [PR #3781](#): comply with the message spec in the notebook
- [PR #3779](#): remove bad `if logged_in` preventing new-notebook without login
- [PR #3743](#): remove notebook read-only view
- [PR #3732](#): add delay to autosave in `beforeunload`

- [PR #3761](#): Added `rm_math_space` to markdown cells in the `basichtml.tpl` to be rendered ok by `mathjax` after the `nbconversion`.
- [PR #3758](#): `nbconvert`: Filter names cleanup
- [PR #3769](#): Add configurability to `tabcompletion` timeout
- [PR #3771](#): Update `px` `pylab` test to match new output of `pylab`
- [PR #3741](#): better message when notebook format is not supported
- [PR #3753](#): document `Ctrl-C` not working in `ipython` kernel
- [PR #3766](#): handle empty metadata in `pyout` messages more gracefully.
- [PR #3736](#): my attempt to fix [#3735](#)
- [PR #3759](#): `nbconvert`: Provide a more useful error for invalid use case.
- [PR #3760](#): `nbconvert`: Allow notebook filenames without their extensions
- [PR #3750](#): `nbconvert`: Add `cwd` to default templates search path.
- [PR #3748](#): Update `nbconvert` docs
- [PR #3734](#): `Nbconvert`: Export extracted files into `nbname_files` subdirectory
- [PR #3733](#): Nicer message when `pandoc` is missing, closes [#3730](#)
- [PR #3722](#): fix two failing test in `IPython.lib`
- [PR #3704](#): Start what's new for 1.0
- [PR #3705](#): Complete rewrite of IPython Notebook documentation: `docs/source/interactive/htmlnotebook.txt`
- [PR #3709](#): Docs cleanup
- [PR #3716](#): `raw_input` fixes for kernel restarts
- [PR #3683](#): use `%matplotlib` in example notebooks
- [PR #3686](#): remove quarantine
- [PR #3699](#): `svg2pdf` unicode fix
- [PR #3695](#): fix `SVG2PDF`
- [PR #3685](#): fix `Pager.detach`
- [PR #3675](#): document new dependencies
- [PR #3690](#): Fixing some `css` minors in `full_html` and `reveal`.
- [PR #3671](#): `nbconvert` tests
- [PR #3692](#): Fix rename notebook - show error with invalid name
- [PR #3409](#): Prevent `qtconsole` frontend freeze on lots of output.
- [PR #3660](#): refocus active cell on dialog close
- [PR #3598](#): Statelessify `mathjaxutils`

- [PR #3673](#): enable comment/uncomment selection
- [PR #3677](#): remove special-case in `get_home_dir` for frozen dists
- [PR #3674](#): add CONTRIBUTING.md
- [PR #3670](#): use Popen command list for `ipexec`
- [PR #3568](#): pylab import adjustments
- [PR #3559](#): add `create.Cell` and `delete.Cell` js events
- [PR #3606](#): push cell magic to the head of the transformer line
- [PR #3607](#): NbConvert: Writers, No YAML, and stuff...
- [PR #3665](#): Pywin32 skips
- [PR #3669](#): set default `client_class` for `QtKernelManager`
- [PR #3662](#): add `strip_encoding_cookie` transformer
- [PR #3641](#): increase patience for slow kernel startup in tests
- [PR #3651](#): remove a bunch of unused `default_config_file` assignments
- [PR #3630](#): CSS adjustments
- [PR #3645](#): Don't require `HistoryManager` to have a shell
- [PR #3643](#): don't assume tested ipython is on the PATH
- [PR #3654](#): fix single-result `AsyncResult`s
- [PR #3601](#): Markdown in heading cells (take 2)
- [PR #3652](#): Remove old `docs/examples`
- [PR #3621](#): catch any exception appending output
- [PR #3585](#): don't blacklist builtin names
- [PR #3647](#): Fix `frontend` deprecation warnings in several examples
- [PR #3649](#): fix `AsyncResult.get_dict` for single result
- [PR #3648](#): Fix store magic test
- [PR #3650](#): Fix, `config_file_name` was ignored
- [PR #3640](#): `Gcf.get_active()` can return `None`
- [PR #3571](#): Added shortcuts to split cell, merge cell above and merge cell below.
- [PR #3635](#): Added missing slash to `print-pdf` call.
- [PR #3487](#): Drop patch for compatibility with `pyreadline 1.5`
- [PR #3338](#): Allow filename with extension in `find_cmd` in Windows.
- [PR #3628](#): Fix test for Python 3 on Windows.
- [PR #3642](#): Fix typo in docs

- [PR #3627](#): use `DEFAULT_STATIC_FILES_PATH` in a test instead of package dir
- [PR #3624](#): fix some unicode in zmqhandlers
- [PR #3460](#): Set calling program to `UNKNOWN`, when argv not in sys
- [PR #3632](#): Set calling program to `UNKNOWN`, when argv not in sys (take #2)
- [PR #3629](#): Use new entry point for `python -m IPython`
- [PR #3626](#): passing cell to `showInPager`, closes [#3625](#)
- [PR #3618](#): expand terminal color support
- [PR #3623](#): raise `UsageError` for unsupported GUI backends
- [PR #3071](#): Add magic function `%drun` to run code in debugger
- [PR #3608](#): a nicer error message when using `%pylab` magic
- [PR #3592](#): add `extra_config_file`
- [PR #3612](#): updated `.mailmap`
- [PR #3616](#): Add examples for interactive use of MPI.
- [PR #3615](#): fix regular expression for ANSI escapes
- [PR #3586](#): Corrected a typo in the format string for `strftime` the `sphinx.py` transformer of `nbconvert`
- [PR #3611](#): check for markdown no longer needed, closes [#3610](#)
- [PR #3555](#): Simplify caching of modules with `%run`
- [PR #3583](#): notebook small things
- [PR #3594](#): Fix duplicate completion in notebook
- [PR #3600](#): parallel: Improved logging for errors during `BatchSystemLauncher.stop`
- [PR #3595](#): Revert “allow markdown in heading cells”
- [PR #3538](#): add `IPython.start_ipython`
- [PR #3562](#): Allow custom `nbconvert` template loaders
- [PR #3582](#): pandoc adjustments
- [PR #3560](#): Remove `max_msg_size`
- [PR #3591](#): Refer to `Setuptools` instead of `Distribute`
- [PR #3590](#): `IPython.sphinxext` needs an `__init__.py`
- [PR #3581](#): Added the possibility to read a `custom.css` file for tweaking the final html in `full_html` and `reveal` templates.
- [PR #3576](#): Added support for markdown in heading cells when they are `nbconverted`.
- [PR #3575](#): tweak `run -d` message to ‘continue execution’
- [PR #3569](#): add `PYTHONSTARTUP` to startup files

- [PR #3567](#): Trigger a single event on js app initilized
- [PR #3565](#): style.min.css should always exist...
- [PR #3531](#): allow markdown in heading cells
- [PR #3577](#): Simplify codemirror ipython-mode
- [PR #3495](#): Simplified regexp, and suggestions for clearer regexps.
- [PR #3578](#): Use adjustbox to specify figure size in nbconvert -> latex
- [PR #3572](#): Skip import irunner test on Windows.
- [PR #3574](#): correct static path for CM modes autoload
- [PR #3558](#): Add IPython.sphinxext
- [PR #3561](#): mention double-control-C to stop notebook server
- [PR #3566](#): fix event names
- [PR #3564](#): Remove trivial nbconvert example
- [PR #3540](#): allow cython cache dir to be deleted
- [PR #3527](#): cleanup stale, unused exceptions in parallel.error
- [PR #3529](#): ensure raw\_input returns str in zmq shell
- [PR #3541](#): respect image size metadata in qtconsole
- [PR #3550](#): Fixing issue preventing the correct read of images by full\_html and reveal exporters.
- [PR #3557](#): open markdown links in new tabs
- [PR #3556](#): remove mention of nonexistent `_margin` in macro
- [PR #3552](#): set overflow-x: hidden on Firefox only
- [PR #3554](#): Fix missing import os in latex exporter.
- [PR #3546](#): Don't hardcode **latex** posix paths in nbconvert
- [PR #3551](#): fix path prefix in nbconvert
- [PR #3533](#): Use a CDN to get reveal.js library.
- [PR #3498](#): When a notebook is written to file, name the metadata name `u''`.
- [PR #3548](#): Change to standard save icon in Notebook toolbar
- [PR #3539](#): Don't hardcode posix paths in nbconvert
- [PR #3508](#): notebook supports raw\_input and %debug now
- [PR #3526](#): ensure 'default' is first in cluster profile list
- [PR #3525](#): basic timezone info
- [PR #3532](#): include nbconvert templates in installation
- [PR #3515](#): update CodeMirror component to 3.14

- [PR #3513](#): add ‘No Checkpoints’ to Revert menu
- [PR #3536](#): format positions are required in Python 2.6.x
- [PR #3521](#): Nbconvert fix, silent fail if template doesn’t exist
- [PR #3530](#): update `%store` magic docstring
- [PR #3528](#): fix local mathjax with custom `base_project_url`
- [PR #3518](#): Clear up unused imports
- [PR #3506](#): `%store -r` restores saved aliases and directory history, as well as variables
- [PR #3516](#): make css highlight style configurable
- [PR #3523](#): Exclude frontend shim from docs build
- [PR #3514](#): use `bootstrap disabled` instead of `ui-state-disabled`
- [PR #3520](#): Added relative import of `RevealExporter` to `__init__.py` inside `exporters` module
- [PR #3507](#): fix HTML capitalization in nbconvert exporter classes
- [PR #3512](#): fix nbconvert filter validation
- [PR #3511](#): Get Tracer working after `ipapi.get` replaced with `get_ipython`
- [PR #3510](#): use `window.onbeforeunload=` for nav-away warning
- [PR #3504](#): don’t use `parent=self` in handlers
- [PR #3500](#): Merge nbconvert into IPython
- [PR #3478](#): restore “unsaved changes” warning on unload
- [PR #3493](#): add a dialog when the kernel is auto-restarted
- [PR #3488](#): Add test suite for autoreload extension
- [PR #3484](#): Catch some pathological cases inside `oinspect`
- [PR #3481](#): Display R errors without Python traceback
- [PR #3468](#): fix `%magic` output
- [PR #3430](#): add `parent` to `Configurable`
- [PR #3491](#): Remove unexpected keyword parameter to `remove_kernel`
- [PR #3485](#): SymPy has changed its recommended way to initialize printing
- [PR #3486](#): Add test for non-ascii characters in docstrings
- [PR #3483](#): `Inputtransformer`: Allow classic prompts without space
- [PR #3482](#): Use an absolute path to `iptest`, because the tests are not always run from `$IPYTHONDIR`.
- [PR #3381](#): enable 2x (retina) display
- [PR #3450](#): Flatten `IPython.frontend`
- [PR #3477](#): pass config to subapps

- [PR #3466](#): Kernel fails to start when username has non-ascii characters
- [PR #3465](#): Add HTCondor bindings to IPython.parallel
- [PR #3463](#): fix typo, closes #3462
- [PR #3456](#): Notice for users who disable javascript
- [PR #3453](#): fix cell execution in firefox, closes #3447
- [PR #3393](#): [WIP] bootstrapify
- [PR #3440](#): Fix installing mathjax from downloaded file via command line
- [PR #3431](#): Provide means for starting the Qt console maximized and with the menu bar hidden
- [PR #3425](#): base IPClusterApp inherits from BaseIPythonApp
- [PR #3433](#): Update IPythonexternalpath\_\_init\_\_.py
- [PR #3298](#): Some fixes in IPython Sphinx directive
- [PR #3428](#): process escapes in mathjax
- [PR #3420](#): thank -> thanks
- [PR #3416](#): Fix doc: “principle” not “principal”
- [PR #3413](#): more unique filename for test
- [PR #3364](#): Inject requirejs in notebook and start using it.
- [PR #3390](#): Fix %paste with blank lines
- [PR #3403](#): fix creating config objects from dicts
- [PR #3401](#): rollback #3358
- [PR #3373](#): make cookie\_secret configurable
- [PR #3307](#): switch default ws\_url logic to js side
- [PR #3392](#): Restore anchor link on h2-h6
- [PR #3369](#): Use different threshold for (auto)scroll in output
- [PR #3370](#): normalize unicode notebook filenames
- [PR #3372](#): base default cookie name on request host+port
- [PR #3378](#): disable CodeMirror drag/drop on Safari
- [PR #3358](#): workaround spurious CodeMirror scrollbars
- [PR #3371](#): make setting the notebook dirty flag an event
- [PR #3366](#): remove long-dead zmq frontend.py and completer.py
- [PR #3382](#): cull Session digest history
- [PR #3330](#): Fix get\_ipython\_dir when \$HOME is /
- [PR #3319](#): IPEP 13: user-expressions and user-variables

- [PR #3384](#): comments in tools/gitwash\_dumper.py changed (‘’ to ‘’’’)
- [PR #3387](#): Make submodule checks work under Python 3.
- [PR #3357](#): move anchor-link off of heading text
- [PR #3351](#): start basic tests of ipcluster Launchers
- [PR #3377](#): allow class.\_\_module\_\_ to be None
- [PR #3340](#): skip submodule check in package managers
- [PR #3328](#): decode subprocess output in launchers
- [PR #3368](#): Reenable bracket matching
- [PR #3356](#): Mpr fixes
- [PR #3336](#): Use new input transformation API in %time magic
- [PR #3325](#): Organize the JS and less files by component.
- [PR #3342](#): fix test\_find\_cmd\_python
- [PR #3354](#): catch socket.error in utils.localinterfaces
- [PR #3341](#): fix default cluster count
- [PR #3286](#): don't use get\_ipython from builtins in library code
- [PR #3333](#): notebookapp: add missing whitespace to warnings
- [PR #3323](#): Strip prompts even if the prompt isn't present on the first line.
- [PR #3321](#): Reorganize the python/server side of the notebook
- [PR #3320](#): define \_\_file\_\_ in config files
- [PR #3317](#): rename %%file to %%writefile
- [PR #3304](#): set unlimited HWM for all relay devices
- [PR #3315](#): Update Sympy\_printing extension load
- [PR #3310](#): further clarify Image docstring
- [PR #3285](#): load extensions in builtin trap
- [PR #3308](#): Speed up AsyncResult.\_wait\_for\_outputs(0)
- [PR #3294](#): fix callbacks as optional in js kernel.execute
- [PR #3276](#): Fix: “python ABS/PATH/TO/ipython.py” fails
- [PR #3301](#): allow python3 tests without python installed
- [PR #3282](#): allow view.map to work with a few more things
- [PR #3284](#): remove ipython.py entry point
- [PR #3281](#): fix ignored IOPub messages with no parent
- [PR #3275](#): improve submodule messages / git hooks



- [PR #3239](#): Allow “x” icon and esc key to close pager in notebook
- [PR #3290](#): Improved heartbeat controller to engine monitoring for long running tasks
- [PR #3142](#): Better error message when CWD doesn’t exist on startup
- [PR #3066](#): Add support for relative import to `%run -m` (fixes #2727)
- [PR #3269](#): protect highlight.js against unknown languages
- [PR #3267](#): add missing return
- [PR #3101](#): use marked / highlight.js instead of pagedown and prettify
- [PR #3264](#): use https url for submodule
- [PR #3263](#): fix `set_last_checkpoint` when no checkpoint
- [PR #3258](#): Fix submodule location in `setup.py`
- [PR #3254](#): fix a few URLs from previous PR
- [PR #3240](#): remove js components from the repo
- [PR #3158](#): IPEP 15: autosave the notebook
- [PR #3252](#): move images out of `_static` folder into `_images`
- [PR #3251](#): Fix for cell magics in Qt console
- [PR #3250](#): Added a simple `__html__()` method to the HTML class
- [PR #3249](#): remove copy of sphinx `inheritance_diagram.py`
- [PR #3235](#): Remove the unused print notebook view
- [PR #3238](#): Improve the design of the tab completion UI
- [PR #3242](#): Make changes of `Application.log_format` effective
- [PR #3219](#): Workaround so only one CTRL-C is required for a new prompt in `-gui=qt`
- [PR #3190](#): allow formatters to specify metadata
- [PR #3231](#): improve discovery of public IPs
- [PR #3233](#): check prefixes for swallowing kernel args
- [PR #3234](#): Removing old autogrow JS code.
- [PR #3232](#): Update to CodeMirror 3 and start to ship our components
- [PR #3229](#): The HTML output type accidentally got removed from the `OutputArea`.
- [PR #3228](#): Typo in `IPython.Parallel` documentation
- [PR #3226](#): Text in rename dialog was way too big - making it `<p>`.
- [PR #3225](#): Removing old restuctured text handler and web service.
- [PR #3222](#): make `BlockingKernelClient` the default Client
- [PR #3223](#): add missing `mathjax_url` to new settings dict

- [PR #3089](#): add stdin to the notebook
- [PR #3221](#): Remove references to HTMLCell (dead code)
- [PR #3205](#): add ignored `*args` to HasTraits constructor
- [PR #3088](#): cleanup IPython handler settings
- [PR #3201](#): use much faster regexp for ansi coloring
- [PR #3220](#): avoid race condition in profile creation
- [PR #3011](#): IPEP 12: add KernelClient
- [PR #3217](#): informative error when trying to load directories
- [PR #3174](#): Simple class
- [PR #2979](#): CM configurable Take 2
- [PR #3215](#): Updates storemagic extension to allow for specifying variable name to load
- [PR #3181](#): backport If-Modified-Since fix from tornado
- [PR #3200](#): IFrame (VimeoVideo, ScribdDocument, ...)
- [PR #3186](#): Fix small inconsistency in nbconvert: `etype` -> `ename`
- [PR #3212](#): Fix issue #2563, “`core.profiledir.check_startup_dir()` doesn’t work inside py2exe’d installation”
- [PR #3211](#): Fix `inheritance_diagram` Sphinx extension for Sphinx 1.2
- [PR #3208](#): Update link to extensions index
- [PR #3203](#): Separate InputSplitter for transforming whole cells
- [PR #3189](#): Improve completer
- [PR #3194](#): finish up [PR #3116](#)
- [PR #3188](#): Add new keycodes
- [PR #2695](#): Key the root modules cache by `sys.path` entries.
- [PR #3182](#): clarify `%%file` docstring
- [PR #3163](#): BUG: Fix the set and frozenset pretty printer to handle the empty case correctly
- [PR #3180](#): better `UsageError` for cell magic with no body
- [PR #3184](#): Cython cache
- [PR #3175](#): Added missing `s`
- [PR #3173](#): Little bits of documentation cleanup
- [PR #2635](#): Improve Windows start menu shortcuts (#2)
- [PR #3172](#): Add missing import in IPython parallel magics example
- [PR #3170](#): default application logger shouldn’t propagate

- [PR #3159](#): Autocompletion for zsh
- [PR #3105](#): move `DEFAULT_STATIC_FILES_PATH` to `IPython.html`
- [PR #3144](#): minor bower tweaks
- [PR #3141](#): Default color output for ls on OSX
- [PR #3137](#): fix dot syntax error in inheritance diagram
- [PR #3072](#): raise `UnsupportedOperation` on `iostream_FILENO()`
- [PR #3147](#): Notebook support for a reverse proxy which handles SSL
- [PR #3152](#): make qtconsole size at startup configurable
- [PR #3162](#): adding stream kwarg to `current.new_output`
- [PR #2981](#): IPEP 10: kernel side filtering of display formats
- [PR #3058](#): add redirect handler for notebooks by name
- [PR #3041](#): support non-modules in `@require`
- [PR #2447](#): Stateful line transformers
- [PR #3108](#): fix some  $O(N)$  and  $O(N^2)$  operations in `parallel.map`
- [PR #2791](#): forward stdout from forked processes
- [PR #3157](#): use Python 3-style for pretty-printed sets
- [PR #3148](#): closes [#3045](#), [#3123](#) for tornado < version 3.0
- [PR #3143](#): minor heading-link tweaks
- [PR #3136](#): Strip useless ANSI escape codes in notebook
- [PR #3126](#): Prevent errors when pressing arrow keys in an empty notebook
- [PR #3135](#): quick dev installation instructions
- [PR #2889](#): Push pandas dataframes to R magic
- [PR #3068](#): Don't monkeypatch doctest during IPython startup.
- [PR #3133](#): fix argparse version check
- [PR #3102](#): set `spellcheck=False` in CodeCell inputarea
- [PR #3064](#): add anchors to heading cells
- [PR #3097](#): PyQt 4.10: use `self._document = self.document()`
- [PR #3117](#): propagate automagic change to shell
- [PR #3118](#): don't give up on weird os names
- [PR #3115](#): Fix example
- [PR #2640](#): fix quarantine/ipy\_editors.py
- [PR #3070](#): Add info make target that was missing in old Sphinx

- [PR #3082](#): A few small patches to image handling
- [PR #3078](#): fix regular expression for detecting links in stdout
- [PR #3054](#): restore default behavior for automatic cluster size
- [PR #3073](#): fix ipython usage text
- [PR #3083](#): fix DisplayMagics.html docstring
- [PR #3080](#): noted sub\_channel being renamed to iopub\_channel
- [PR #3079](#): actually use IPKernelApp.kernel\_class
- [PR #3076](#): Improve notebook.js documentation
- [PR #3063](#): add missing %%html magic
- [PR #3075](#): check for SIGUSR1 before using it, closes #3074
- [PR #3051](#): add width:100% to vbox for webkit / FF consistency
- [PR #2999](#): increase registration timeout
- [PR #2997](#): fix DictDB default size limit
- [PR #3033](#): on resume, print server info again
- [PR #3062](#): test double pyximport
- [PR #3046](#): cast kernel cwd to bytes on Python 2 on Windows
- [PR #3038](#): remove xml from notebook magic docstrings
- [PR #3032](#): fix time format to international time format
- [PR #3022](#): Fix test for Windows
- [PR #3024](#): changed instances of 'outout' to 'output' in alt texts
- [PR #3013](#): py3 workaround for reload in cythonmagic
- [PR #2961](#): time magic: shorten unnecessary output on windows
- [PR #2987](#): fix local files examples in markdown
- [PR #2998](#): fix css in .output\_area pre
- [PR #3003](#): add \$include /etc/inputrc to suggested ~/.inputrc
- [PR #2957](#): Refactor qt import logic. Fixes #2955
- [PR #2994](#): expanduser on %%file targets
- [PR #2983](#): fix run-all (that-> this)
- [PR #2964](#): fix count when testing composite error output
- [PR #2967](#): shows entire session history when only startsess is given
- [PR #2942](#): Move CM IPython theme out of codemirror folder
- [PR #2929](#): Cleanup cell insertion

- [PR #2933](#): Minordocupdate
- [PR #2968](#): fix notebook deletion.
- [PR #2966](#): Added assert msg to `extract_hist_ranges()`
- [PR #2959](#): Add command to trim the history database.
- [PR #2681](#): Don't enable pylab mode, when matplotlib is not importable
- [PR #2901](#): Fix `inputhook_wx` on osx
- [PR #2871](#): truncate potentially long `CompositeErrors`
- [PR #2951](#): use `istype` on lists/tuples
- [PR #2946](#): fix `qtconsole` history logic for end-of-line
- [PR #2954](#): fix logic for `append_javascript`
- [PR #2941](#): fix `baseUrl`
- [PR #2903](#): Specify toggle value on cell line number
- [PR #2911](#): display order in output area configurable
- [PR #2897](#): Dont rely on `BaseProjectUrl` data in body tag
- [PR #2894](#): Cm configurable
- [PR #2927](#): next release will be 1.0
- [PR #2932](#): Simplify using notebook static files from external code
- [PR #2915](#): added small config section to notebook docs page
- [PR #2924](#): `safe_run_module`: Silence `SystemExit` codes 0 and None.
- [PR #2906](#): Unpatch/Monkey patch CM
- [PR #2921](#): add menu item for undo delete cell
- [PR #2917](#): Don't add logging handler if one already exists.
- [PR #2910](#): Respect `DB_IP` and `DB_PORT` in mongodb tests
- [PR #2926](#): Don't die if `stderr/stdout` do not support `set_parent()` #2925
- [PR #2885](#): get monospace pager back
- [PR #2876](#): fix celltoolbar layout on FF
- [PR #2904](#): Skip remaining IPC test on Windows
- [PR #2908](#): fix last remaining `KernelApp` reference
- [PR #2905](#): fix a few remaining `KernelApp/IPKernelApp` changes
- [PR #2900](#): Don't assume test case for `%time` will finish in 0 time
- [PR #2893](#): exclude fabfile from tests
- [PR #2884](#): Correct import for `kernelmanager` on Windows

- [PR #2882](#): Utils cleanup
- [PR #2883](#): Don't call `ast.fix_missing_locations` unless the AST could have been modified
- [PR #2855](#): `time(it)` magic: Implement minutes/hour formatting and “%%time” cell magic
- [PR #2874](#): Empty cell warnings
- [PR #2819](#): tweak history prefix search (up/^p) in qtconsole
- [PR #2868](#): Import performance
- [PR #2877](#): minor css fixes
- [PR #2880](#): update examples docs with kernel move
- [PR #2878](#): Pass host environment on to kernel
- [PR #2599](#): `func_kw_complete` for builtin and cython with `embedsignature=True` using docstring
- [PR #2792](#): Add key “unique” to `history_request` protocol
- [PR #2872](#): fix payload keys
- [PR #2869](#): Fixing styling of toolbar selects on FF.
- [PR #2708](#): Less css
- [PR #2854](#): Move kernel code into `IPython.kernel`
- [PR #2864](#): Fix `%run -t -N<N>` `TypeError`
- [PR #2852](#): future `pyzmq` compatibility
- [PR #2863](#): `whatsnew/version0.9.txt`: Fix `'~/ipython' -> '~/ipython'` typo
- [PR #2861](#): add missing `KernelManager` to `ConsoleApp` class list
- [PR #2850](#): Consolidate host IP detection in `utils.localinterfaces`
- [PR #2859](#): Correct docstring of `ipython.py`
- [PR #2831](#): avoid string version comparisons in `external.qt`
- [PR #2844](#): this should address the failure in #2732
- [PR #2849](#): `utils/data`: Use list comprehension for `uniq_stable()`
- [PR #2839](#): add `jinja` to install docs / `setup.py`
- [PR #2841](#): Miscellaneous docs fixes
- [PR #2811](#): Still more `KernelManager` cleanup
- [PR #2820](#): add `'='` to greedy completer delims
- [PR #2818](#): log user tracebacks in the kernel (INFO-level)
- [PR #2828](#): Clean up notebook Javascript
- [PR #2829](#): avoid comparison error in `dictdb` hub history
- [PR #2830](#): BUG: Opening parenthesis after non-callable raises `ValueError`

- PR #2718: try to fallback to `pysqlite2.dbapi2` as `sqlite3` in `core.history`
- PR #2816: in `%edit`, don't save `"last_call"` unless last call succeeded
- PR #2817: change `ol` format order
- PR #2537: Organize example notebooks
- PR #2815: update release/authors
- PR #2808: improve patience for slow Hub in client tests
- PR #2812: remove nonfunctional `-la` short arg in cython magic
- PR #2810: remove dead `utils.upgradedir`
- PR #1671: `__future__` environments
- PR #2804: skip ipc tests on Windows
- PR #2789: Fixing styling issues with CellToolbar.
- PR #2805: fix `KeyError` creating `ZMQStreams` in notebook
- PR #2775: General cleanup of kernel manager code.
- PR #2340: Initial Code to reduce `parallel.Client` caching
- PR #2799: Exit code
- PR #2800: use `type(obj) is cls` as switch when canning
- PR #2801: Fix a breakpoint bug
- PR #2795: Remove outdated code from `extensions.autoreload`
- PR #2796: P3K: fix cookie parsing under Python 3.x (+ duplicate import is removed)
- PR #2724: In-process kernel support (take 3)
- PR #2687: [WIP] Metatui slideshow
- PR #2788: Chrome frame awareness
- PR #2649: Add `version_request/reply` messaging protocol
- PR #2753: add `%%px --local` for local execution
- PR #2783: Prefilter shouldn't touch `execution_count`
- PR #2333: UI For Metadata
- PR #2396: create a `ipynbv3` json schema and a validator
- PR #2757: check for complete `pyside` presence before trying to import
- PR #2782: Allow the `%run` magic with `'-b'` to specify a file.
- PR #2778: P3K: fix `DeprecationWarning` under Python 3.x
- PR #2776: remove non-functional `View.kill` method
- PR #2755: can interactively defined classes

- [PR #2774](#): Removing unused code in the notebook MappingKernelManager.
- [PR #2773](#): Fixed minor typo causing `AttributeError` to be thrown.
- [PR #2609](#): Add ‘unique’ option to `history_request` messaging protocol
- [PR #2769](#): Allow shutdown when no engines are registered
- [PR #2766](#): Define `__file__` when we `%edit` a real file.
- [PR #2476](#): allow `%edit <variable>` to work when interactively defined
- [PR #2763](#): Reset readline delimiters after loading `rmagic`.
- [PR #2460](#): Better handling of `__file__` when running scripts.
- [PR #2617](#): Fix for `units` argument. Adds a `res` argument.
- [PR #2738](#): Unicode content crashes the pager (console)
- [PR #2749](#): Tell Travis CI to test on Python 3.3 as well
- [PR #2744](#): Don’t show ‘try `%paste`’ message while using magics
- [PR #2728](#): shift tab for tooltip
- [PR #2741](#): Add note to `%cython` Black-Scholes example warning of missing `erf`.
- [PR #2743](#): BUG: Octavemagic inline plots not working on Windows: Fixed
- [PR #2740](#): Following [#2737](#) this error is now a name error
- [PR #2737](#): Rmagic: error message when moving an non-existent variable from python to R
- [PR #2723](#): diverse fixes for project url
- [PR #2731](#): `%Rpush`: Look for variables in the local scope first.
- [PR #2544](#): Infinite loop when multiple debuggers have been attached.
- [PR #2726](#): Add `qthelp` docs creation
- [PR #2730](#): added blockquote CSS
- [PR #2729](#): Fix Read the doc build, Again
- [PR #2446](#): [alternate 2267] Offline mathjax
- [PR #2716](#): remove unexisting headings level
- [PR #2717](#): One liner to fix debugger printing stack traces when lines of context are larger than source.
- [PR #2713](#): Doc bugfix: `user_ns` is not an attribute of Magic objects.
- [PR #2690](#): Fix ‘import ...’ completion for py3 & egg files.
- [PR #2691](#): Document OpenMP in `%%cython` magic
- [PR #2699](#): fix jinja2 rendering for password protected notebooks
- [PR #2700](#): Skip notebook testing if jinja2 is not available.
- [PR #2692](#): Add `%%cython` magics to generated documentation.



- [PR #2685](#): Fix pretty print of types when `__module__` is not available.
- [PR #2686](#): Fix `tox.ini`
- [PR #2604](#): Backslashes are misinterpreted as escape-sequences by the R-interpreter.
- [PR #2689](#): fix error in doc (`arg->kwarg`) and pep-8
- [PR #2683](#): for downloads, replaced `window.open` with `window.location.assign`
- [PR #2659](#): small bugs in js are fixed
- [PR #2363](#): Refactor notebook templates to use Jinja2
- [PR #2662](#): qtconsole: wrap argument list in tooltip to match width of text body
- [PR #2328](#): addition of classes to generate a link or list of links from files local to the IPython HTML notebook
- [PR #2668](#): `pylab_not_importable`: Catch all exceptions, not just `RuntimeErrors`.
- [PR #2663](#): Fix issue #2660: parsing of help and version arguments
- [PR #2656](#): Fix `irunner` tests when `$PYTHONSTARTUP` is set
- [PR #2312](#): Add bracket matching to code cells in notebook
- [PR #2571](#): Start to document Javascript
- [PR #2641](#): undefined that -> this
- [PR #2638](#): Fix `%paste` in Python 3 on Mac
- [PR #2301](#): Ast transformers
- [PR #2616](#): Revamp API docs
- [PR #2572](#): Make ‘Paste Above’ the default paste behavior.
- [PR #2574](#): Fix #2244
- [PR #2582](#): Fix displaying history when output cache is disabled.
- [PR #2591](#): Fix for Issue #2584
- [PR #2526](#): Don’t kill paramiko tunnels when receiving ^C
- [PR #2559](#): Add `psource`, `pfile`, `pinfo2` commands to `ipdb`.
- [PR #2546](#): use 4 Pythons to build 4 Windows installers
- [PR #2561](#): Fix display of plain text containing multiple carriage returns before line feed
- [PR #2549](#): Add a simple ‘undo’ for cell deletion.
- [PR #2525](#): Add event to kernel execution/shell reply.
- [PR #2554](#): Avoid stopping in `ipdb` until we reach the main script.
- [PR #2404](#): Option to limit search result in history magic command
- [PR #2294](#): `inputhook_qt4`: Use `QEventLoop` instead of starting up the `QCoreApplication`

- PR #2233: Refactored Drag and Drop Support in Qt Console
- PR #1747: switch between hsplit and vsplit paging (request for feedback)
- PR #2530: Adding time offsets to the video
- PR #2542: Allow starting IPython as `python -m IPython`.
- PR #2534: Do not unescape backslashes in Windows (shellglob)
- PR #2517: Improved MathJax, bug fixes
- PR #2511: trigger default `remote_profile_dir` when `profile_dir` is set
- PR #2491: color is supported in ironpython
- PR #2462: Track which extensions are loaded
- PR #2464: Locate URLs in text output and convert them to hyperlinks.
- PR #2490: add ZMQInteractiveShell to IPEngineApp class list
- PR #2498: Don't catch tab press when something selected
- PR #2527: Run All Above and Run All Below
- PR #2513: add GitHub uploads to release script
- PR #2529: Windows aware tests for shellglob
- PR #2478: Fix `doctest_run_option_parser` for Windows
- PR #2519: clear `In[ ]` prompt numbers again
- PR #2467: Clickable links
- PR #2500: Add `encoding` attribute to `OutStream` class.
- PR #2349: ENH: added StackExchange-style MathJax filtering
- PR #2503: Fix traceback handling of `SyntaxErrors` without line numbers.
- PR #2492: add missing 'qtconsole' `extras_require`
- PR #2480: Add deprecation warnings for `sympyprinting`
- PR #2334: Make the ipengine monitor the ipcontroller heartbeat and die if the ipcontroller goes down
- PR #2479: use new `_winapi` instead of removed `_subprocess`
- PR #2474: fix bootstrap name conflicts
- PR #2469: Treat `__init__.pyc` same as `__init__.py` in `module_list`
- PR #2165: Add `-g` option to `%run` to glob expand arguments
- PR #2468: Tell git to ignore `__pycache__` directories.
- PR #2421: Some notebook tweaks.
- PR #2291: Remove old plugin system
- PR #2127: Ability to build toolbar in JS

- [PR #2445](#): changes for ironpython
- [PR #2420](#): Pass `ipython_dir` to `__init__()` method of `TerminalInteractiveShell`'s superclass.
- [PR #2432](#): Revert #1831, the `__file__` injection in `safe_execfile / safe_execfile_ipy`.
- [PR #2216](#): Autochange highlight with cell magics
- [PR #1946](#): Add image message handler in `ZMQTerminalInteractiveShell`
- [PR #2424](#): skip `find_cmd` when setting up script magics
- [PR #2389](#): Catch `sqlite DatabaseErrors` in more places when reading the history database
- [PR #2395](#): Don't catch `ImportError` when trying to unpack module functions
- [PR #1868](#): enable IPC transport for kernels
- [PR #2437](#): don't let log cleanup prevent engine start
- [PR #2441](#): `sys.maxsize` is the maximum length of a container.
- [PR #2442](#): allow `iptest` to be interrupted
- [PR #2240](#): fix message built for engine dying during task
- [PR #2369](#): Block until kernel termination after sending a kill signal
- [PR #2439](#): Py3k: Octal (0777 -> 0o777)
- [PR #2326](#): Detachable pager in notebook.
- [PR #2377](#): Fix installation of man pages in Python 3
- [PR #2407](#): add IPython version to message headers
- [PR #2408](#): Fix Issue #2366
- [PR #2405](#): clarify `TaskScheduler.hwm` doc
- [PR #2399](#): `IndentationError` display
- [PR #2400](#): Add `scroll_to_cell(cell_number)` to the notebook
- [PR #2401](#): unmock read-the-docs modules
- [PR #2311](#): always perform requested trait assignments
- [PR #2393](#): New option `n` to limit history search hits
- [PR #2386](#): Adapt inline backend to changes in `matplotlib`
- [PR #2392](#): Remove suspicious double quote
- [PR #2387](#): Added `-L` library search path to `cythonmagic` cell magic
- [PR #2370](#): `qtconsole`: Create a prompt newline by inserting a new block (w/o formatting)
- [PR #1715](#): Fix for #1688, `traceback-unicode` issue
- [PR #2378](#): use `Singleton.instance()` for `embed()` instead of manual global
- [PR #2373](#): fix missing imports in `core.interactiveshell`

- [PR #2368](#): remove notification widget leftover
- [PR #2327](#): Parallel: Support get/set of nested objects in view (e.g. `dv['a.b']`)
- [PR #2362](#): Clean up ProgressBar class in example notebook
- [PR #2346](#): Extra xterm identification in `set_term_title`
- [PR #2352](#): Notebook: Store the username in a cookie whose name is unique.
- [PR #2358](#): add `backport_pr` to tools
- [PR #2365](#): fix names of notebooks for download/save
- [PR #2364](#): make clients use 'location' properly (fixes #2361)
- [PR #2354](#): Refactor notebook templates to use Jinja2
- [PR #2339](#): add bash completion example
- [PR #2345](#): Remove references to 'version' no longer in argparse. Github issue #2343.
- [PR #2347](#): adjust division error message checking to account for Python 3
- [PR #2305](#): `RemoteError._render_traceback_` calls `self.render_traceback`
- [PR #2338](#): Normalize line endings for `ipexec_validate`, fix for #2315.
- [PR #2192](#): Introduce Notification Area
- [PR #2329](#): Better error messages for common magic commands.
- [PR #2337](#): ENH: added StackExchange-style MathJax filtering
- [PR #2331](#): update css for qtconsole in doc
- [PR #2317](#): adding `cluster_id` to `parallel.Client.__init__`
- [PR #2130](#): Add `-l` option to `%R` magic to allow passing in of local namespace
- [PR #2196](#): Fix for bad command line argument to latex
- [PR #2300](#): bug fix: was crashing when `sqlite3` is not installed
- [PR #2184](#): Expose `store_history` to `execute_request` messages.
- [PR #2308](#): Add `welcome_message` option to `enable_pylab`
- [PR #2302](#): Fix variable expansion on 'self'
- [PR #2299](#): Remove code from `prefilter` that duplicates functionality in `inputsplitter`
- [PR #2295](#): allow pip install from github repository directly
- [PR #2280](#): fix SSH passwordless check for OpenSSH
- [PR #2290](#): `nbmanager`
- [PR #2288](#): `s/assertEquals/assertEqual` (again)
- [PR #2287](#): Removed outdated dev docs.
- [PR #2218](#): Use `redirect` for new notebooks

- PR #2277: nb: up/down arrow keys move to begin/end of line at top/bottom of cell
- PR #2045: Refactoring notebook managers and adding Azure backed storage.
- PR #2271: use display instead of send\_figure in inline backend hooks
- PR #2278: allow disabling SQLite history
- PR #2225: Add “-annotate” option to %%cython magic.
- PR #2246: serialize individual args/kwargs rather than the containers
- PR #2274: CLN: Use name to id mapping of notebooks instead of searching.
- PR #2270: SSHLauncher tweaks
- PR #2269: add missing location when disambiguating controller IP
- PR #2263: Allow docs to build on <http://readthedocs.org/>
- PR #2256: Adding data publication example notebook.
- PR #2255: better flush iopub with AsyncResults
- PR #2261: Fix: longest\_substr([]) -> ‘
- PR #2260: fix mpr again
- PR #2242: Document globbing in %history -g <pattern>.
- PR #2250: fix html in notebook example
- PR #2245: Fix regression in embed() from pull-request #2096.
- PR #2248: track sha of master in test\_pr messages
- PR #2238: Fast tests
- PR #2211: add data publication message
- PR #2236: minor test\_pr tweaks
- PR #2231: Improve Image format validation and add html width,height
- PR #2232: Reapply monkeypatch to inspect.findsource()
- PR #2235: remove spurious print statement from setupbase.py
- PR #2222: adjust how canning deals with import strings
- PR #2224: fix css typo
- PR #2223: Custom tracebacks
- PR #2214: use KernelApp.exec\_lines/files in IPEngineApp
- PR #2199: Wrap JS published by %%javascript in try/catch
- PR #2212: catch errors in markdown javascript
- PR #2190: Update code mirror 2.22 to 2.32
- PR #2200: documentation build broken in bb429da5b

- [PR #2194](#): clean nan/inf in json\_clean
- [PR #2198](#): fix mpr for earlier git version
- [PR #2175](#): add FileFindHandler for Notebook static files
- [PR #1990](#): can func\_defaults
- [PR #2069](#): start improving serialization in parallel code
- [PR #2202](#): Create a unique & temporary IPYTHONDIR for each testing group.
- [PR #2204](#): Work around lack of os.kill in win32.
- [PR #2148](#): win32 iptest: Use subprocess.Popen() instead of os.system().
- [PR #2179](#): Pylab switch
- [PR #2124](#): Add an API for registering magic aliases.
- [PR #2169](#): ipdb: pdef, pdoc, pinfo magics all broken
- [PR #2174](#): Ensure consistent indentation in %magic.
- [PR #1930](#): add size-limiting to the DictDB backend
- [PR #2189](#): Fix IPython.lib.latextools for Python 3
- [PR #2186](#): removed references to h5py dependence in octave magic documentation
- [PR #2183](#): Include the kernel object in the event object passed to kernel events
- [PR #2185](#): added test for %store, fixed storemagic
- [PR #2138](#): Use breqn.sty in dvipng backend if possible
- [PR #2182](#): handle undefined param in notebooklist
- [PR #1831](#): fix #1814 set \_\_file\_\_ when running .ipy files
- [PR #2051](#): Add a metadata attribute to messages
- [PR #1471](#): simplify IPython.parallel connections and enable Controller Resume
- [PR #2181](#): add %%javascript, %%svg, and %%latex display magics
- [PR #2116](#): different images in 00\_notebook-tour
- [PR #2092](#): %prun: Restore stats.stream after running print\_stream.
- [PR #2159](#): show message on notebook list if server is unreachable
- [PR #2176](#): fix git mpr
- [PR #2152](#): [qtconsole] Namespace not empty at startup
- [PR #2177](#): remove numpy install from travis/tox scripts
- [PR #2090](#): New keybinding for code cell execution + cell insertion
- [PR #2160](#): Updating the parallel options pricing example
- [PR #2168](#): expand line in cell magics

- [PR #2170](#): Fix tab completion with `IPython.embed_kernel()`.
- [PR #2096](#): `embed()`: Default to the future compiler flags of the calling frame.
- [PR #2163](#): fix ‘remote\_profile\_dir’ typo in SSH launchers
- [PR #2158](#): [2to3 compat ] Tuple params in func defs
- [PR #2089](#): Fix unittest DeprecationWarnings
- [PR #2142](#): Refactor test\_pr.py
- [PR #2140](#): 2to3: Apply `has_key` fixer.
- [PR #2131](#): Add option `append (-a)` to `%save`
- [PR #2117](#): use explicit url in notebook example
- [PR #2133](#): Tell git that `*.py` files contain Python code, for use in word-diffs.
- [PR #2134](#): Apply 2to3 `next` fix.
- [PR #2126](#): ipcluster broken with any batch launcher (PBS/LSF/SGE)
- [PR #2104](#): Windows make file for Sphinx documentation
- [PR #2074](#): Make BG color of inline plot configurable
- [PR #2123](#): BUG: Look up the `_repr_pretty_` method on the class within the MRO path...
- [PR #2100](#): [in progress] python 2 and 3 compatibility without 2to3, second try
- [PR #2128](#): open notebook copy in different tabs
- [PR #2073](#): allows password and prefix for notebook
- [PR #1993](#): Print View
- [PR #2086](#): re-alias `%ed` to `%edit` in qtconsole
- [PR #2110](#): Fixes and improvements to the input splitter
- [PR #2101](#): fix completer deleting newline
- [PR #2102](#): Fix logging on interactive shell.
- [PR #2088](#): Fix (some) Python 3.2 ResourceWarnings
- [PR #2064](#): conform to pep 3110
- [PR #2076](#): Skip notebook ‘static’ dir in test suite.
- [PR #2063](#): Remove umlauts so py3 installations on LANG=C systems succeed.
- [PR #2068](#): record sysinfo in sdist
- [PR #2067](#): update tools/release\_windows.py
- [PR #2065](#): Fix parentheses typo
- [PR #2062](#): Remove duplicates and auto-generated files from repo.
- [PR #2061](#): use explicit tuple in exception

- [PR #2060](#): change minus to - or (hy in manpages

Issues (691):

- [#3940](#): Install process documentation overhaul
- [#3946](#): The PDF option for `--post` should work with lowercase
- [#3957](#): Notebook help page broken in Firefox
- [#3894](#): nbconvert test failure
- [#3887](#): 1.0.0a1 shows blank screen in both firefox and chrome (windows 7)
- [#3703](#): nbconvert: Output options – names and documentataion
- [#3931](#): Tab completion not working during debugging in the notebook
- [#3936](#): Ipcluster plugin is not working with Ipython 1.0dev
- [#3941](#): IPython Notebook kernel crash on Win7x64
- [#3926](#): Ending Notebook renaming dialog with return creates new-line
- [#3932](#): Incorrect empty docstring
- [#3928](#): Passing variables to script from the workspace
- [#3774](#): Notebooks with spaces in their names breaks nbconvert latex graphics
- [#3916](#): tornado needs its own check
- [#3915](#): Link to Parallel examples “found on GitHub” broken in docs
- [#3895](#): Keyboard shortcuts box in notebook doesn’t fit the screen
- [#3912](#): IPython.utils fails automated test for RC1 1.0.0
- [#3636](#): Code cell missing highlight on load
- [#3897](#): under Windows, “ipython3 nbconvert “C:/blabla/first\_try.ipynb” –to latex –post PDF” POST processing action fails because of a bad parameter
- [#3900](#): python3 install syntax errors (OS X 10.8.4)
- [#3899](#): nbconvert to latex fails on notebooks with spaces in file name
- [#3881](#): Temporary Working Directory Test Fails
- [#2750](#): A way to freeze code cells in the notebook
- [#3893](#): Resize Local Image Files in Notebook doesn’t work
- [#3823](#): nbconvert on windows: tex and paths
- [#3885](#): under Windows, “ipython3 nbconvert “C:/blabla/first\_try.ipynb” –to latex” write “” instead of “/” to reference file path in the .tex file
- [#3889](#): test\_qt fails due to assertion error ‘qt4’ != ‘qt’
- [#3890](#): double post, disregard this issue
- [#3689](#): nbconvert, remaining tests



- [#3874](#): Up/Down keys don't work to "Search previous command history" (besides Ctrl-p/Ctrl-n)
- [#3853](#): CodeMirror locks up in the notebook
- [#3862](#): can only connect to an ipcluster started with v1.0.0-dev (master branch) using an older ipython (v0.13.2), but cannot connect using ipython (v1.0.0-dev)
- [#3869](#): custom css not working.
- [#2960](#): Keyboard shortcuts
- [#3795](#): ipcontroller process goes to 100% CPU, ignores connection requests
- [#3553](#): Ipython and pylab crashes in windows and canopy
- [#3837](#): Cannot set custom mathjax url, crash notebook server.
- [#3808](#): "Naming" releases ?
- [#2431](#): TypeError: must be string without null bytes, not str
- [#3856](#): ? at end of comment causes line to execute
- [#3731](#): nbconvert: add logging for the different steps of nbconvert
- [#3835](#): Markdown cells do not render correctly when mathjax is disabled
- [#3843](#): nbconvert to rst: leftover "In[ ]"
- [#3799](#): nbconvert: Ability to specify name of output file
- [#3726](#): Document when IPython.start\_ipython() should be used versus IPython.embed()
- [#3778](#): Add no more readonly view in what's new
- [#3754](#): No Print View in Notebook in 1.0dev
- [#3798](#): IPython 0.12.1 Crashes on autocompleting sqlalchemy.func.row\_number properties
- [#3811](#): Opening notebook directly from the command line with multi-directory support installed
- [#3775](#): Annoying behavior when clicking on cell after execution (Ctrl+Enter)
- [#3809](#): Possible to add some bpython features?
- [#3810](#): Printing the contents of an image file messes up shell text
- [#3702](#): nbconvert: Default help message should be that of -help
- [#3735](#): Nbconvert 1.0.0a1 does not take into account the pdf extensions in graphs
- [#3719](#): Bad strftime format, for windows, in nbconvert exporter
- [#3786](#): Zmq errors appearing with Ctrl-C in console/qtconsole
- [#3019](#): disappearing scrollbar on tooltip in Chrome 24 on Ubuntu 12.04
- [#3785](#): ipdb completely broken in Qt console
- [#3796](#): Document the meaning of milestone/issues-tags for users.
- [#3788](#): Do not auto show tooltip if docstring empty.

- [#1366](#): [Web page] No link to front page from documentation
- [#3739](#): nbconvert (to slideshow) misses some of the math in markdown cells
- [#3768](#): increase and make timeout configurable in console completion.
- [#3724](#): ipcluster only running on one cpu
- [#1592](#): better message for unsupported nbformat
- [#2049](#): Can not stop “ipython kernel” on windows
- [#3757](#): Need direct entry point to given notebook
- [#3745](#): ImportError: cannot import name check\_linecache\_ipython
- [#3701](#): nbconvert: Final output file should be in same directory as input file
- [#3738](#): history -o works but history with -n produces identical results
- [#3740](#): error when attempting to run ‘make’ in docs directory
- [#3737](#): ipython nbconvert crashes with ValueError: Invalid format string.
- [#3730](#): nbconvert: unhelpful error when pandoc isn’t installed
- [#3718](#): markdown cell cursor misaligned in notebook
- [#3710](#): mutiple input fields for %debug in the notebook after resetting the kernel
- [#3713](#): PyCharm has problems with IPython working inside PyPy created by virtualenv
- [#3712](#): Code completion: Complete on dictionary keys
- [#3680](#): `--pylab` and `--matplotlib` flag
- [#3698](#): nbconvert: Unicode error with minus sign
- [#3693](#): nbconvert does not process SVGs into PDFs
- [#3688](#): nbconvert, figures not extracting with Python 3.x
- [#3542](#): note new dependencies in docs / setup.py
- [#2556](#): [pagedown] do not target\_blank anchor link
- [#3684](#): bad message when %pylab fails due import *other* than matplotlib
- [#3682](#): ipython notebook pylab inline import\_all=False
- [#3596](#): MathjaxUtils race condition?
- [#1540](#): Comment/uncomment selection in notebook
- [#2702](#): frozen setup: permission denied for default ipython\_dir
- [#3672](#): allow\_none on Number-like traits.
- [#2411](#): add CONTRIBUTING.md
- [#481](#): IPython terminal issue with Qt4Agg on XP SP3
- [#2664](#): How to preserve user variables from import clashing?

- [#3436](#): `enable_pylab(import_all=False)` still imports `np`
- [#2630](#): `lib.pylabtools.figure : NameError` when using Qt4Agg backend and `%pylab` magic.
- [#3154](#): Notebook: no event triggered when a Cell is created
- [#3579](#): Nbconvert: SVG are not transformed to PDF anymore
- [#3604](#): MathJax rendering problem in `%\latex` cell
- [#3668](#): `AttributeError: 'BlockingKernelClient' object has no attribute 'started_channels'`
- [#3245](#): `SyntaxError: encoding declaration in Unicode string`
- [#3639](#): `%pylab` inline in IPYTHON notebook throws “`RuntimeError: Cannot activate multiple GUI eventloops`”
- [#3663](#): frontend deprecation warnings
- [#3661](#): `run -m` not behaving like `python -m`
- [#3597](#): re-do PR #3531 - allow markdown in Header cell
- [#3053](#): Markdown in header cells is not rendered
- [#3655](#): IPython finding its way into pasted strings.
- [#3620](#): uncaught errors in HTML output
- [#3646](#): `get_dict()` error
- [#3004](#): `%load_ext rmagic` fails when legacy `ipy_user_conf.py` is installed (in ipython 0.13.1 / OSX 10.8)
- [#3638](#): `setp()` issue in ipython notebook with figure references
- [#3634](#): nbconvert reveal to pdf conversion ignores styling, prints only a single page.
- [#1307](#): Remove pyreadline workarounds, we now require pyreadline `>= 1.7.1`
- [#3316](#): `find_cmd` test failure on Windows
- [#3494](#): `input()` in notebook doesn't work in Python 3
- [#3427](#): Deprecate `$` as mathjax delimiter
- [#3625](#): Pager does not open from button
- [#3149](#): Miscellaneous small nbconvert feedback
- [#3617](#): 256 color escapes support
- [#3609](#): `%pylab` inline blows up for single process ipython
- [#2934](#): Publish the Interactive MPI Demo Notebook
- [#3614](#): ansi escapes broken in master (`ls -color`)
- [#3610](#): If you don't have markdown, python `setup.py` install says no pygments
- [#3547](#): `%run` modules clobber each other
- [#3602](#): `import_item` fails when one tries to use `DottedObjectName` instead of a string

- [#3563](#): Duplicate tab completions in the notebook
- [#3599](#): Problems trying to run IPython on python3 without installing...
- [#2937](#): too long completion in notebook
- [#3479](#): Write empty name for the notebooks
- [#3505](#): nbconvert: Failure in specifying user filter
- [#1537](#): think a bit about namespaces
- [#3124](#): Long multiline strings in Notebook
- [#3464](#): run -d message unclear
- [#2706](#): IPython 0.13.1 ignoring \$PYTHONSTARTUP
- [#3587](#): LaTeX escaping bug in nbconvert when exporting to HTML
- [#3213](#): Long running notebook died with a coredump
- [#3580](#): Running ipython with pypy on windows
- [#3573](#): custom.js not working
- [#3544](#): IPython.lib test failure on Windows
- [#3352](#): Install Sphinx extensions
- [#2971](#): [notebook]user needs to press ctrl-c twice to stop notebook server should be put into terminal window
- [#2413](#): ipython3 qtconsole fails to install: ipython 0.13 has no such extra feature 'qtconsole'
- [#2618](#): documentation is incorrect for install process
- [#2595](#): mac 10.8 qtconsole export history
- [#2586](#): cannot store aliases
- [#2714](#): ipython qtconsole print unittest messages in console instead his own window.
- [#2669](#): cython magic failing to work with openmp.
- [#3256](#): Vagrant pandas instance of iPython Notebook does not respect additional plotting arguments
- [#3010](#): cython magic fail if cache dir is deleted while in session
- [#2044](#): prune unused names from parallel.error
- [#1145](#): Online help utility broken in QtConsole
- [#3439](#): Markdown links no longer open in new window (with change from pagedown to marked)
- [#3476](#): \_margv for macros seems to be missing
- [#3499](#): Add reveal.js library (version 2.4.0) inside IPython
- [#2771](#): Wiki Migration to GitHub
- [#2887](#): ipcontroller purging some engines during connect

- [#626](#): Enable Resuming Controller
- [#2824](#): Kernel restarting after message “Kernel XXXX failed to respond to heartbeat”
- [#2823](#): `%%cython` magic gives `ImportError: dlopen(long_file_name.so, 2): image not found`
- [#2891](#): In IPython for Python 3, system site-packages comes before user site-packages
- [#2928](#): Add magic “watch” function (example)
- [#2931](#): Problem rendering pandas dataframe in Firefox for Windows
- [#2939](#): [notebook] Figure legend not shown in inline backend if outside the box of the axes
- [#2972](#): [notebook] in Markdown mode, press Enter key at the end of `<some http link>`, the next line is indented unexpectedly
- [#3069](#): Instructions for installing IPython notebook on Windows
- [#3444](#): Encoding problem: cannot use if user’s name is not ascii?
- [#3335](#): Reenable bracket matching
- [#3386](#): Magic `%paste` not working in Python 3.3.2. `TypeError: Type str doesn’t support the buffer API`
- [#3543](#): Exception shutting down kernel from notebook dashboard (0.13.1)
- [#3549](#): Codecell size changes with selection
- [#3445](#): Adding newlines in `%%latex` cell
- [#3237](#): [notebook] Can’t close a notebook without errors
- [#2916](#): colon invokes `auto(un)indent` in markdown cells
- [#2167](#): Indent and dedent in `htmlnotebook`
- [#3545](#): Notebook save button icon not clear
- [#3534](#): `nbconvert` incompatible with Windows?
- [#3489](#): Update example notebook that `raw_input` is allowed
- [#3396](#): Notebook checkpoint time is displayed an hour out
- [#3261](#): Empty revert to checkpoint menu if no checkpoint...
- [#2984](#): “print” magic does not work in Python 3
- [#3524](#): Issues with `pyzmq` and `ipython` on EPD update
- [#2434](#): `%store` magic not auto-restoring
- [#2720](#): `base_url` and static path
- [#2234](#): Update various low resolution graphics for retina displays
- [#2842](#): Remember passwords for pw-protected notebooks
- [#3244](#): `qtconsole: ValueError(‘close_fds is not supported on Windows platforms if you redirect stdin/stdout/stderr’,)`

- [#2215](#): AsyncResult.wait(0) can hang waiting for the client to get results?
- [#2268](#): provide mean to retrieve static data path
- [#1905](#): Expose UI for worksheets within each notebook
- [#2380](#): Qt inputhook prevents modal dialog boxes from displaying
- [#3185](#): prettify on double //
- [#2821](#): Test failure: IPython.parallel.tests.test\_client.test\_resubmit\_header
- [#2475](#): [Notebook] Line is deindented when typing eg a colon in markdown mode
- [#2470](#): Do not destroy valid notebooks
- [#860](#): Allow the standalone export of a notebook to HTML
- [#2652](#): notebook with qt backend crashes at save image location popup
- [#1587](#): Improve kernel restarting in the notebook
- [#2710](#): Saving a plot in Mac OS X backend crashes IPython
- [#2596](#): notebook “Last saved:” is misleading on file opening.
- [#2671](#): TypeError :NoneType when executed “ipython qtconsole” in windows console
- [#2703](#): Notebook scrolling breaks after pager is shown
- [#2803](#): KernelManager and KernelClient should be two separate objects
- [#2693](#): TerminalIPythonApp configuration fails without ipython\_config.py
- [#2531](#): IPython 0.13.1 python 2 32-bit installer includes 64-bit ipython\*.exe launchers in the scripts folder
- [#2520](#): Control-C kills port forwarding
- [#2279](#): Setting `__file__` to None breaks Mayavi import
- [#2161](#): When logged into notebook, long titles are incorrectly positioned
- [#1292](#): Notebook, Print view should not be editable...
- [#1731](#): test parallel launchers
- [#3227](#): Improve documentation of ipcontroller and possible BUG
- [#2896](#): IPController very unstable
- [#3517](#): documentation build broken in head
- [#3522](#): UnicodeDecodeError: ‘ascii’ codec can’t decode byte on Pycharm on Windows
- [#3448](#): Please include MathJax fonts with IPython Notebook
- [#3519](#): IPython Parallel map mysteriously turns pandas Series into numpy ndarray
- [#3345](#): IPython embedded shells ask if I want to exit, but I set `confirm_exit = False`
- [#3509](#): IPython won’t close without asking “Are you sure?” in Firefox

- [#3471](#): Notebook jinja2/markupsafe dependencies in manual
- [#3502](#): Notebook broken in master
- [#3302](#): autoreload does not work in ipython 0.13.x, python 3.3
- [#3475](#): no warning when leaving/closing notebook on master without saved changes
- [#3490](#): No obvious feedback when kernel crashes
- [#1912](#): Move all autoreload tests to their own group
- [#2577](#): sh.py and ipython for python 3.3
- [#3467](#): %magic doesn't work
- [#3501](#): Editing markdown cells that wrap has off-by-one errors in cursor positioning
- [#3492](#): IPython for Python3
- [#3474](#): unexpected keyword argument to remove\_kernel
- [#2283](#): TypeError when using '?' after a string in a %logstart session
- [#2787](#): rmagic and pandas DataFrame
- [#2605](#): Ellipsis literal triggers AttributeError
- [#1179](#): Test unicode source in pinfo
- [#2055](#): drop Python 3.1 support
- [#2293](#): IPEP 2: Input transformations
- [#2790](#): %paste and %cpaste not removing "... " lines
- [#3480](#): Testing fails because iptest.py cannot be found
- [#2580](#): will not run within PIL build directory
- [#2797](#): RMagic, Dataframe Conversion Problem
- [#2838](#): Empty lines disappear from triple-quoted literals.
- [#3050](#): Broken link on IPython.core.display page
- [#3473](#): Config not passed down to subcommands
- [#3462](#): Setting log\_format in config file results in error (and no format changes)
- [#3311](#): Notebook (occasionally) not working on windows (Sophos AV)
- [#3461](#): Cursor positioning off by a character in auto-wrapped lines
- [#3454](#): \_repr\_html\_ error
- [#3457](#): Space in long Paragraph Markdown cell with Chinese or Japanese
- [#3447](#): Run Cell Does not Work
- [#1373](#): Last lines in long cells are hidden
- [#1504](#): Revisit serialization in IPython.parallel

- [#1459](#): Can't connect to 2 HTTPS notebook servers on the same host
- [#678](#): Input prompt stripping broken with multiline data structures
- [#3001](#): IPython.notebook.dirty flag is not set when a cell has unsaved changes
- [#3077](#): Multiprocessing semantics in parallel.view.map
- [#3056](#): links across notebooks
- [#3120](#): Tornado 3.0
- [#3156](#): update pretty to use Python 3 style for sets
- [#3197](#): Can't escape multiple dollar signs in a markdown cell
- [#3309](#): Image ( ) signature/doc improvements
- [#3415](#): Bug in IPython/external/path/\_\_init\_\_.py
- [#3446](#): Feature suggestion: Download matplotlib figure to client browser
- [#3295](#): autoexported notebooks: only export explicitly marked cells
- [#3442](#): Notebook: Summary table extracted from markdown headers
- [#3438](#): Zooming notebook in chrome is broken in master
- [#1378](#): Implement autosave in notebook
- [#3437](#): Highlighting matching parentheses
- [#3435](#): module search segfault
- [#3424](#): ipcluster -version
- [#3434](#): 0.13.2 Ipython/genutils.py doesn't exist
- [#3426](#): Feature request: Save by cell and not by line #: IPython %save magic
- [#3412](#): Non Responsive Kernel: Running a Django development server from an IPython Notebook
- [#3408](#): Save cell toolbar and slide type metadata in notebooks
- [#3246](#): %paste regression with blank lines
- [#3404](#): Weird error with \$variable and grep in command line magic (!command)
- [#3405](#): Key auto-completion in dictionaries?
- [#3259](#): Codemirror linenumber css broken
- [#3397](#): Vertical text misalignment in Markdown cells
- [#3391](#): Revert #3358 once fix integrated into CM
- [#3360](#): Error 500 while saving IPython notebook
- [#3375](#): Frequent Safari/Webkit crashes
- [#3365](#): zmq frontend
- [#2654](#): User\_expression issues



- [#3389](#): Store history as plain text
- [#3388](#): Ipython parallel: open TCP connection created for each result returned from engine
- [#3385](#): setup.py failure on Python 3
- [#3376](#): Setting `__module__` to None breaks pretty printing
- [#3374](#): ipython qtconsole does not display the prompt on OSX
- [#3380](#): simple call to kernel
- [#3379](#): TaskRecord key 'started' not set
- [#3241](#): notebook connection time out
- [#3334](#): magic interpreter interpretes non magic commands?
- [#3326](#): python3.3: Type error when launching SGE cluster in IPython notebook
- [#3349](#): pip3 doesn't run 2to3?
- [#3347](#): Longlist support in ipdb
- [#3343](#): Make pip install / easy\_install faster
- [#3337](#): git submodules broke nightly PPA builds
- [#3206](#): Copy/Paste Regression in QtConsole
- [#3329](#): Buggy linewidth in Mac OSX Terminal (Mountain Lion)
- [#3327](#): Qt version check broken
- [#3303](#): parallel tasks never finish under heavy load
- [#1381](#): ``` for equation continuations require an extra `''` in markdown cells
- [#3314](#): Error launching iPython
- [#3306](#): Test failure when running on a Vagrant VM
- [#3280](#): IPython.utils.process.getoutput returns stderr
- [#3299](#): variables named `_` or `__` exhibit incorrect behavior
- [#3196](#): add an "x" or similar to htmlnotebook pager
- [#3293](#): Several 404 errors for js files Firefox
- [#3292](#): syntax highlighting in chrome on OSX 10.8.3
- [#3288](#): Latest dev version hangs on page load
- [#3283](#): ipython dev retains directory information after directory change
- [#3279](#): custom.css is not overridden in the dev IPython (1.0)
- [#2727](#): `%run -m` doesn't support relative imports
- [#3268](#): GFM triple backquote and unknown language
- [#3273](#): Suppressing all plot related outputs

- [#3272](#): Backspace while completing load previous page
- [#3260](#): Js error in savewidget
- [#3247](#): scrollbar in notebook when not needed?
- [#3243](#): notebook: option to view json source from browser
- [#3265](#): 404 errors when running IPython 1.0dev
- [#3257](#): setup.py not finding submodules
- [#3253](#): Incorrect Qt and PySide version comparison
- [#3248](#): Cell magics broken in Qt console
- [#3012](#): Problems with the less based style.min.css
- [#2390](#): Image width/height don't work in embedded images
- [#3236](#): cannot set TerminalIPythonApp.log\_format
- [#3214](#): notebook kernel dies if started with invalid parameter
- [#2980](#): Remove HTMLCell ?
- [#3128](#): qtconsole hangs on importing pylab (using X forwarding)
- [#3198](#): Hitting recursive depth causing all notebook pages to hang
- [#3218](#): race conditions in profile directory creation
- [#3177](#): OverflowError execption in handlers.py
- [#2563](#): core.profiledir.check\_startup\_dir() doesn't work inside py2exe'd installation
- [#3207](#): [Feature] folders for ipython notebook dashboard
- [#3178](#): cell magics do not work with empty lines after #2447
- [#3204](#): Default plot() colors unsuitable for red-green colorblind users
- [#1789](#): `:\n/*foo` turns into `:\n*(foo)` in triple-quoted strings.
- [#3202](#): File cell magic fails with blank lines
- [#3199](#): `%%cython -a` stopped working?
- [#2688](#): obsolete imports in import autocompletion
- [#3192](#): Python2, Unhandled exception, `__builtin__.True = False`
- [#3179](#): script magic error message loop
- [#3009](#): use XDG\_CACHE\_HOME for cython objects
- [#3059](#): Bugs in 00\_notebook\_tour example.
- [#3104](#): Integrate a javascript file manager into the notebook front end
- [#3176](#): Particular equation not rendering (notebook)
- [#1133](#): [notebook] readonly and upload files/UI

- [#2975](#): [notebook] python file and cell toolbar
- [#3017](#): SciPy.weave broken in IPython notebook/ qtconsole
- [#3161](#): paste macro not reading spaces correctly
- [#2835](#): %paste not working on WinXpSP3/ipython-0.13.1.py2-win32-PROPER.exe/python27
- [#2628](#): Make transformers work for lines following decorators
- [#2612](#): Multiline String containing `”:n?foon”` confuses interpreter to replace `?foo` with `get_ipython().magic(u’pinfo foo’)`
- [#2539](#): Request: Enable cell magics inside of .ipy scripts
- [#2507](#): Multiline string does not work (includes `. . .`) with doctest type input in IPython notebook
- [#2164](#): Request: Line breaks in line magic command
- [#3106](#): poor parallel performance with many jobs
- [#2438](#): print inside multiprocessing crashes Ipython kernel
- [#3155](#): Bad md5 hash for package 0.13.2
- [#3045](#): [Notebook] IPython Kernel does not start if disconnected from internet(/network?)
- [#3146](#): Using celery in python 3.3
- [#3145](#): The notebook viewer is down
- [#2385](#): `grep -color` not working well with notebook
- [#3131](#): Quickly install from source in a clean virtualenv?
- [#3139](#): Rolling log for ipython
- [#3127](#): notebook with `pylab=inline` appears to call `figure.draw` twice
- [#3129](#): Walking up and down the call stack
- [#3123](#): Notebook crashed if unplugged ethernet cable
- [#3121](#): NB should use `normalize.css`? was [#3049](#)
- [#3087](#): Disable spellchecking in notebook
- [#3084](#): ipython pyqt 4.10 incompatibility, `QTextBlockUserData`
- [#3113](#): Fails to install under Jython 2.7 beta
- [#3110](#): Render of `h4` headers is not correct in notebook (error in `renderedhtml.css`)
- [#3109](#): BUG: `read_csv: dtype={ ‘id’ : np.str } : Datatype not understood`
- [#3107](#): Autocompletion of object attributes in arrays
- [#3103](#): Reset locale setting in qtconsole
- [#3090](#): python3.3 Entry Point not found
- [#3081](#): `UnicodeDecodeError` when using `Image(data=”some.jpeg”)`

- [#2834](#): url regexp only finds one link
- [#3091](#): qtconsole breaks doctest.testmod() in Python 3.3
- [#3074](#): SIGUSR1 not available on Windows
- [#2996](#): registration::purging stalled registration high occurrence in small clusters
- [#3065](#): diff-ability of notebooks
- [#3067](#): Crash with pygit2
- [#3061](#): Bug handling Ellipsis
- [#3049](#): NB css inconsistent behavior between ff and webkit
- [#3039](#): unicode errors when opening a new notebook
- [#3048](#): Installning ipython qtConsole should be easier att Windows
- [#3042](#): Profile creation fails on 0.13.2 branch
- [#3035](#): docstring typo/inconsistency: mention of an xml notebook format?
- [#3031](#): HDF5 library segfault (possibly due to mismatching headers?)
- [#2991](#): In notebook importing sympy closes ipython kernel
- [#3027](#): f.\_\_globals\_\_ causes an error in Python 3.3
- [#3020](#): Failing test test\_interactiveshell.TestAstTransform on Windows
- [#3023](#): alt text for “click to expand output” has typo in alt text
- [#2963](#): %history to print all input history of a previous session when line range is omitted
- [#3018](#): IPython installed within virtualenv. WARNING “Please install IPython inside the virtualenv”
- [#2484](#): Completion in Emacs *Python* buffer causes prompt to be increased.
- [#3014](#): Ctrl-C finishes notebook immediately
- [#3007](#): cython\_pyximport reload broken in python3
- [#2955](#): Incompatible Qt imports when running inprocess\_qtconsole
- [#3006](#): [IPython 0.13.1] The check of PyQt version is wrong
- [#3005](#): Renaming a notebook to an existing notebook name overwrites the other file
- [#2940](#): Abort trap in IPython Notebook after installing matplotlib
- [#3000](#): issue #3000
- [#2995](#): ipython\_directive.py fails on multiline when prompt number < 100
- [#2993](#): File magic (%%file) does not work with paths beginning with tilde (e.g., ~/anaconda/stuff.txt)
- [#2992](#): Cell-based input for console and qt frontends?
- [#2425](#): Liaise with Spyder devs to integrate newer IPython
- [#2986](#): requesting help in a loop can damage a notebook

- [#2978](#): v1.0-dev build errors on Arch with Python 3.
- [#2557](#): [refactor] `Insert_cell_at_index()`
- [#2969](#): `ipython` command does not work in terminal
- [#2762](#): OSX `wxPython` (`osx_cocoa`, 64bit) command “`%gui wx`” blocks the interpreter
- [#2956](#): Silent importing of submodules differs from standard Python3.2 interpreter’s behavior
- [#2943](#): Up arrow key history search gets stuck in `QTConsole`
- [#2953](#): using ‘`nonlocal`’ declaration in global scope causes `ipython3` crash
- [#2952](#): `qtconsole` ignores `exec_lines`
- [#2949](#): `ipython` crashes due to `atexit()`
- [#2947](#): From `rmagic` to an R console
- [#2938](#): docstring pane not showing in notebook
- [#2936](#): Tornado assumes invalid signature for `parse_qs` on Python 3.1
- [#2935](#): unable to find python after `easy_install` / `pip install`
- [#2920](#): Add undo-cell deletion menu
- [#2914](#): BUG:saving a modified `.py` file after loading a module kills the kernel
- [#2925](#): BUG: kernel dies if user sets `sys.stderr` or `sys.stdout` to a file object
- [#2909](#): LaTeX sometimes fails to render in markdown cells with some curly bracket + underscore combinations
- [#2898](#): Skip ipc tests on Windows
- [#2902](#): ActiveState attempt to build `ipython 0.12.1` for python 3.2.2 for Mac OS failed
- [#2899](#): Test failure in `IPython.core.tests.test_magic.test_time`
- [#2890](#): Test failure when `fabric` not installed
- [#2892](#): IPython tab completion bug for paths
- [#1340](#): Allow input cells to be collapsed
- [#2881](#): `?` command in notebook does not show help in Safari
- [#2751](#): `%%timeit` should use minutes to format running time in long running cells
- [#2879](#): When importing a module with a wrong name, `ipython` crashes
- [#2862](#): `%%timeit` should warn of empty contents
- [#2485](#): History navigation breaks in `qtconsole`
- [#2785](#): `gevent` input hook
- [#2843](#): Silently running code in clipboard (with `paste`, `cpaste` and variants)
- [#2784](#): `%run -t -N<N>` error

- [#2732](#): Test failure with FileLinks class on Windows
- [#2860](#): `ipython help notebook -> KeyError: 'KernelManager'`
- [#2858](#): Where is the installed `ipython` script?
- [#2856](#): Edit code entered from `ipython` in external editor
- [#2722](#): IPC transport option not taking effect ?
- [#2473](#): Better error messages in `ipengine/ipcontroller`
- [#2836](#): Cannot send builtin module definitions to IP engines
- [#2833](#): Any reason not to use `super()` ?
- [#2781](#): Cannot interrupt infinite loops in the notebook
- [#2150](#): `clippath_demo.py` in matplotlib example does not work with inline backend
- [#2634](#): Numbered list in notebook markdown cell renders with Roman numerals instead of numbers
- [#2230](#): IPython crashing during startup with “`AttributeError: 'NoneType' object has no attribute 'rstrip'`”
- [#2483](#): nbviewer bug? with multi-file gists
- [#2466](#): mistyping `ed -p` breaks `ed -p`
- [#2477](#): Glob expansion tests fail on Windows
- [#2622](#): doc issue: notebooks that ship with IPython .13 are written for python 2.x
- [#2626](#): Add “Cell -> Run All Keep Going” for notebooks
- [#1223](#): Show last modification date of each notebook
- [#2621](#): user request: put link to example notebooks in Dashboard
- [#2564](#): grid blanks plots in `ipython pylab` inline mode (interactive)
- [#2532](#): Django shell (IPython) gives `NameError` on dict comprehensions
- [#2188](#): `ipython` crashes on `ctrl-c`
- [#2391](#): Request: nbformat API to load/save without changing version
- [#2355](#): Restart kernel message even though kernel is perfectly alive
- [#2306](#): Garbled input text after reverse search on Mac OS X
- [#2297](#): `ipdb` with separate kernel/client pushing stdout to kernel process only
- [#2180](#): Have [kernel busy] overridden only by [kernel idle]
- [#1188](#): Pylab with OSX backend keyboard focus issue and hang
- [#2107](#): `test_octavemagic.py[everything]` fails
- [#1212](#): Better understand/document browser compatibility
- [#1585](#): Refactor notebook templates to use Jinja2 and make each page a separate directory

- [#1443](#): xticks scaling factor partially obscured with qtconsole and inline plotting
- [#1209](#): can't make %result work as in doc.
- [#1200](#): IPython 0.12 Windows install fails on Vista
- [#1127](#): Interactive test scripts for Qt/nb issues
- [#959](#): Matplotlib figures hide
- [#2071](#): win32 installer issue on Windows XP
- [#2610](#): ZMQInteractiveShell.colors being ignored
- [#2505](#): Markdown Cell incorrectly highlighting after "<"
- [#165](#): Installer fails to create Start Menu entries on Windows
- [#2356](#): failing traceback in terminal ipython for first exception
- [#2145](#): Have dashboard show when server disconnect
- [#2098](#): Do not crash on kernel shutdown if json file is missing
- [#2813](#): Offline MathJax is broken on 0.14dev
- [#2807](#): Test failure: IPython.parallel.tests.test\_client.TestClient.test\_purge\_everything
- [#2486](#): Readline's history search in ipython console does not clear properly after cancellation with Ctrl+C
- [#2709](#): Cython -la doesn't work
- [#2767](#): What is IPython.utils.upgradedir ?
- [#2210](#): Placing matplotlib legend outside axis bounds causes inline display to clip it
- [#2553](#): IPython Notebooks not robust against client failures
- [#2536](#): ImageDraw in Ipython notebook not drawing lines
- [#2264](#): Feature request: Versioning messaging protocol
- [#2589](#): Creation of ~300+ MPI-spawned engines causes instability in ipcluster
- [#2672](#): notebook: inline option without pylab
- [#2673](#): Indefinite Articles & Traitlets
- [#2705](#): Notebook crashes Safari with select and drag
- [#2721](#): dreload kills ipython when it hits zmq
- [#2806](#): ipython.parallel doesn't discover globals under Python 3.3
- [#2794](#): \_exit\_code behaves differently in terminal vs ZMQ frontends
- [#2793](#): IPython.parallel issue with pushing pandas TimeSeries
- [#1085](#): In process kernel for Qt frontend
- [#2760](#): IndexError: list index out of range with Python 3.2

- [#2780](#): Save and load notebooks from github
- [#2772](#): AttributeError: 'Client' object has no attribute 'kill'
- [#2754](#): Fail to send class definitions from interactive session to engines namespaces
- [#2764](#): TypeError while using 'cd'
- [#2765](#): name '\_\_file\_\_' is not defined
- [#2540](#): Wrap tooltip if line exceeds threshold?
- [#2394](#): Startup error on ipython qtconsole (version 0.13 and 0.14-dev)
- [#2440](#): IPEP 4: Python 3 Compatibility
- [#1814](#): \_\_file\_\_ is not defined when file end with .ipy
- [#2759](#): R magic extension interferes with tab completion
- [#2615](#): Small change needed to rmagic extension.
- [#2748](#): collapse parts of a html notebook
- [#1661](#): %paste still bugs about IndentationError and says to use %paste
- [#2742](#): Octavemagic fails to deliver inline images in IPython (on Windows)
- [#2739](#): wiki.ipython.org contaminated with prescription drug spam
- [#2588](#): Link error while executing code from cython example notebook
- [#2550](#): Rpush magic doesn't find local variables and doesn't support comma separated lists of variables
- [#2675](#): Markdown/html blockquote need css.
- [#2419](#): TerminalInteractiveShell.\_\_init\_\_() ignores value of ipython\_dir argument
- [#1523](#): Better LaTeX printing in the qtconsole with the sympy profile
- [#2719](#): ipython fails with pkg\_resources.DistributionNotFound: ipython==0.13
- [#2715](#): url crashes nbviewer.ipython.org
- [#2555](#): "import" module completion on MacOSX
- [#2707](#): Problem installing the new version of IPython in Windows
- [#2696](#): SymPy magic bug in IPython Notebook
- [#2684](#): pretty print broken for types created with PyType\_FromSpec
- [#2533](#): rmagic breaks on Windows
- [#2661](#): Qtconsole tooltip is too wide when the function has many arguments
- [#2679](#): ipython3 qtconsole via Homebrew on Mac OS X 10.8 - pyqt/pyside import error
- [#2646](#): pylab\_not\_importable
- [#2587](#): cython magic pops 2 CLI windows upon execution on Windows



- #2660: Certain arguments (-h, -help, -version) never passed to scripts run with ipython
- #2665: Missing docs for rmagic and some other extensions
- #2611: Travis wants to drop 3.1 support
- #2658: Incorrect parsing of raw multiline strings
- #2655: Test fails if `from __future__ import print_function` in `.pythonrc.py`
- #2651: nonlocal with no existing variable produces too many errors
- #2645: python3 is a pain (minor unicode bug)
- #2637: %paste in Python 3 on Mac doesn't work
- #2624: Error on launching IPython on Win 7 and Python 2.7.3
- #2608: disk IO activity on cursor press
- #1275: Markdown parses LaTeX math symbols as its formatting syntax in notebook
- #2613: `display(Math(...))` doesn't render tau correctly
- #925: Tab-completion in Qt console needn't use pager
- #2607: %load\_ext sympy.interactive.ipythonprinting dammaging output
- #2593: Toolbar button to open qtconsole from notebook
- #2602: IPython html documentation for downloading
- #2598: ipython notebook -pylab=inline replaces built-in any()
- #2244: small issue: wrong printout
- #2590: add easier way to execute scripts in the current directory
- #2581: %hist does not work when `InteractiveShell.cache_size = 0`
- #2584: No file COPYING
- #2578: `AttributeError: 'module' object has no attribute 'TestCase'`
- #2576: One of my notebooks won't load any more – is there a maximum notebook size?
- #2560: Notebook output is invisible when printing strings with `rrn` line endings
- #2566: if pyside partially present ipython qtconsole fails to load even if pyqt4 present
- #1308: ipython qtconsole -ssh=server -existing ... hangs
- #1679: List command doesn't work in ipdb debugger the first time
- #2545: pypi win32 installer creates 64bit executibles
- #2080: Event loop issues with IPython 0.12 and PyQt4 (`QDialog.exec_` and more)
- #2541: Allow `python -m IPython`
- #2508: `subplots_adjust()` does not work correctly in ipython notebook
- #2289: Incorrect mathjax rendering of certain arrays of equations

- [#2487](#): Selecting and indenting
- [#2521](#): more fine-grained ‘run’ controls, such as ‘run from here’ and ‘run until here’
- [#2535](#): Funny bounding box when plot with text
- [#2523](#): History not working
- [#2514](#): Issue with zooming in qtconsole
- [#2220](#): No sys.stdout.encoding in kernel based IPython
- [#2512](#): ERROR: Internal Python error in the inspect module.
- [#2496](#): Function passwd does not work in QtConsole
- [#1453](#): make engines reconnect/die when controller was restarted
- [#2481](#): ipython notebook – clicking in a code cell’s output moves the screen to the top of the code cell
- [#2488](#): Undesired plot outputs in Notebook inline mode
- [#2482](#): ipython notebook – download may not get the latest notebook
- [#2471](#): `_subprocess` module removed in Python 3.3
- [#2374](#): Issues with man pages
- [#2316](#): `parallel.Client.__init__` should take `cluster_id` kwarg
- [#2457](#): Can a R library wrapper be created with Rmagic?
- [#1575](#): Fallback frontend for console when connecting `pylab=inline` -enabled kernel?
- [#2097](#): Do not crash if history db is corrupted
- [#2435](#): `ipengines` fail if `clean_logs` enabled
- [#2429](#): Using `warnings.warn()` results in `TypeError`
- [#2422](#): Multiprocessing in ipython notebook kernel crash
- [#2426](#): ipython crashes with the following message. I do not what went wrong. Can you help me identify the problem?
- [#2423](#): Docs typo?
- [#2257](#): `pip install -e` fails
- [#2418](#): `rmagic` can’t run R’s `read.csv` on data files with NA data
- [#2417](#): HTML notebook: Backspace sometimes deletes multiple characters
- [#2275](#): notebook: “Down\_Arrow” on last line of cell should move to end of line
- [#2414](#): 0.13.1 does not work with current EPD 7.3-2
- [#2409](#): there is a redundant None
- [#2410](#): Use `/usr/bin/python3` instead of `/usr/bin/python`
- [#2366](#): Notebook Dashboard –`notebook-dir` and `fullpath`

- [#2406](#): Inability to get docstring in debugger
- [#2398](#): Show line number for IndentationErrors
- [#2314](#): HTML lists seem to interfere with the QtConsole display
- [#1688](#): unicode exception when using %run with failing script
- [#1884](#): IPython.embed changes color on error
- [#2381](#): %time doesn't work for multiline statements
- [#1435](#): Add size keywords in Image class
- [#2372](#): interactiveshell.py misses urllib and io\_open imports
- [#2371](#): iPython not working
- [#2367](#): Tab expansion moves to next cell in notebook
- [#2359](#): nbviewer alters the order of print and display() output
- [#2227](#): print name for IPython Notebooks has become uninformative
- [#2361](#): client doesn't use connection file's 'location' in disambiguating 'interface'
- [#2357](#): failing traceback in terminal ipython for first exception
- [#2343](#): Installing in a python 3.3b2 or python 3.3rc1 virtual environment.
- [#2315](#): Failure in test: "Test we're not loading modules on startup that we shouldn't."
- [#2351](#): Multiple Notebook Apps: cookies not port specific, clash with each other
- [#2350](#): running unittest from qtconsole prints output to terminal
- [#2303](#): remote tracebacks broken since 952d0d6 (PR #2223)
- [#2330](#): qtconsole does not highlight tab-completion suggestion with custom stylesheet
- [#2325](#): Parsing Tex formula fails in Notebook
- [#2324](#): Parsing Tex formula fails
- [#1474](#): Add argument to `run -n` for custom namespace
- [#2318](#): C-m n/p don't work in Markdown cells in the notebook
- [#2309](#): `time.time()` in ipython notebook producing impossible results
- [#2307](#): schedule tasks on newly arrived engines
- [#2313](#): Allow Notebook HTML/JS to send messages to Python code
- [#2304](#): ipengine throws `KeyError: url`
- [#1878](#): shell access using `!` will not fill class or function scope vars
- [#2253](#): %paste does not retrieve clipboard contents under screen/tmux on OS X
- [#1510](#): Add-on (or Monkey-patch) infrastructure for HTML notebook
- [#2273](#): triple quote and %s at beginning of line with %paste

- [#2243](#): Regression in `.embed()`
- [#2266](#): SSH passwordless check with OpenSSH checks for the wrong thing
- [#2217](#): Change `NewNotebook` handler to use 30x redirect
- [#2276](#): config option for disabling history store
- [#2239](#): can't use `parallel.Reference` in `view.map`
- [#2272](#): Sympy piecewise messed up rendering
- [#2252](#): `%paste` throws an exception with empty clipboard
- [#2259](#): `git-mpr` is currently broken
- [#2247](#): Variable expansion in shell commands should work in substrings
- [#2026](#): Run 'fast' tests only
- [#2241](#): read a list of notebooks on server and bring into browser only notebook
- [#2237](#): please put python and text editor in the web only ipython
- [#2053](#): Improvements to the `IPython.display.Image` object
- [#1456](#): ERROR: Internal Python error in the inspect module.
- [#2221](#): Avoid importing from `IPython.parallel` in core
- [#2213](#): Can't trigger startup code in Engines
- [#1464](#): Strange behavior for backspace with lines ending with more than 4 spaces in notebook
- [#2187](#): NaN in `object_info_reply` JSON causes parse error
- [#214](#): system command requiring administrative privileges
- [#2195](#): Unknown option `no-edit` in `git-mpr`
- [#2201](#): Add documentation build to `tools/test_pr.py`
- [#2205](#): Command-line option for default Notebook output collapsing behavior
- [#1927](#): toggle between inline and floating figures
- [#2171](#): Can't start `StarCluster` after upgrading to IPython 0.13
- [#2173](#): `oct2py v >= 0.3.1` doesn't need `h5py` anymore
- [#2099](#): `storemagic` needs to use `self.shell`
- [#2166](#): `DirectView map_sync()` with Lambdas Using Generators
- [#2091](#): Unable to use `print_stats` after `%prun -r` in notebook
- [#2132](#): Add fail-over for `pastebin`
- [#2156](#): Make it possible to install `ipython` without nasty gui dependencies
- [#2154](#): Scrolled long output should be off in print view by default
- [#2162](#): Tab completion does not work with `IPython.embed_kernel()`

- [#2157](#): iPython 0.13 / github-master cannot create logfile from scratch
- [#2151](#): missing newline when a magic is called from the qtconsole menu
- [#2139](#): 00\_notebook\_tour Image example broken on master
- [#2143](#): Add a `%%cython_annotate` magic
- [#2135](#): Running IPython from terminal
- [#2093](#): Makefile for building Sphinx documentation on Windows
- [#2122](#): Bug in pretty printing
- [#2120](#): Notebook “Make a Copy...” keeps opening duplicates in the same tab
- [#1997](#): password cannot be used with url prefix
- [#2129](#): help/doc displayed multiple times if requested in loop
- [#2121](#): ipdb does not support input history in qtconsole
- [#2114](#): `%logstart` doesn’t log
- [#2085](#): `%ed` magic fails in qtconsole
- [#2119](#): iPython fails to run on MacOS Lion
- [#2052](#): `%pylab` inline magic does not work on windows
- [#2111](#): Ipython won’t start on W7
- [#2112](#): Strange internal traceback
- [#2108](#): Backslash () at the end of the line behavior different from default Python
- [#1425](#): Ampersands can’t be typed sometimes in notebook cells
- [#1513](#): Add expand/collapse support for long output elements like stdout and tracebacks
- [#2087](#): error when starting ipython
- [#2103](#): Ability to run notebook file from commandline
- [#2082](#): Qt Console output spacing
- [#2083](#): Test failures with Python 3.2 and `PYTHONWARNINGS=“d”`
- [#2094](#): about inline
- [#2077](#): Starting IPython3 on the terminal
- [#1760](#): `easy_install` ipython fails on py3.2-win32
- [#2075](#): Local Mathjax install causes `iptest3` error under python3
- [#2057](#): setup fails for python3 with `LANG=C`
- [#2070](#): shebang on Windows
- [#2054](#): `sys_info` missing git hash in `sdist`s
- [#2059](#): duplicate and modified files in documentation

- [#2056](#): except-shadows-builtin osm.py:687
- [#2058](#): hyphen-used-as-minus-sign in manpages

## 2.9 0.13 Series

### 2.9.1 Release 0.13

IPython 0.13 contains several major new features, as well as a large amount of bug and regression fixes. The previous version (0.12) was released on December 19 2011, and in this development cycle we had:

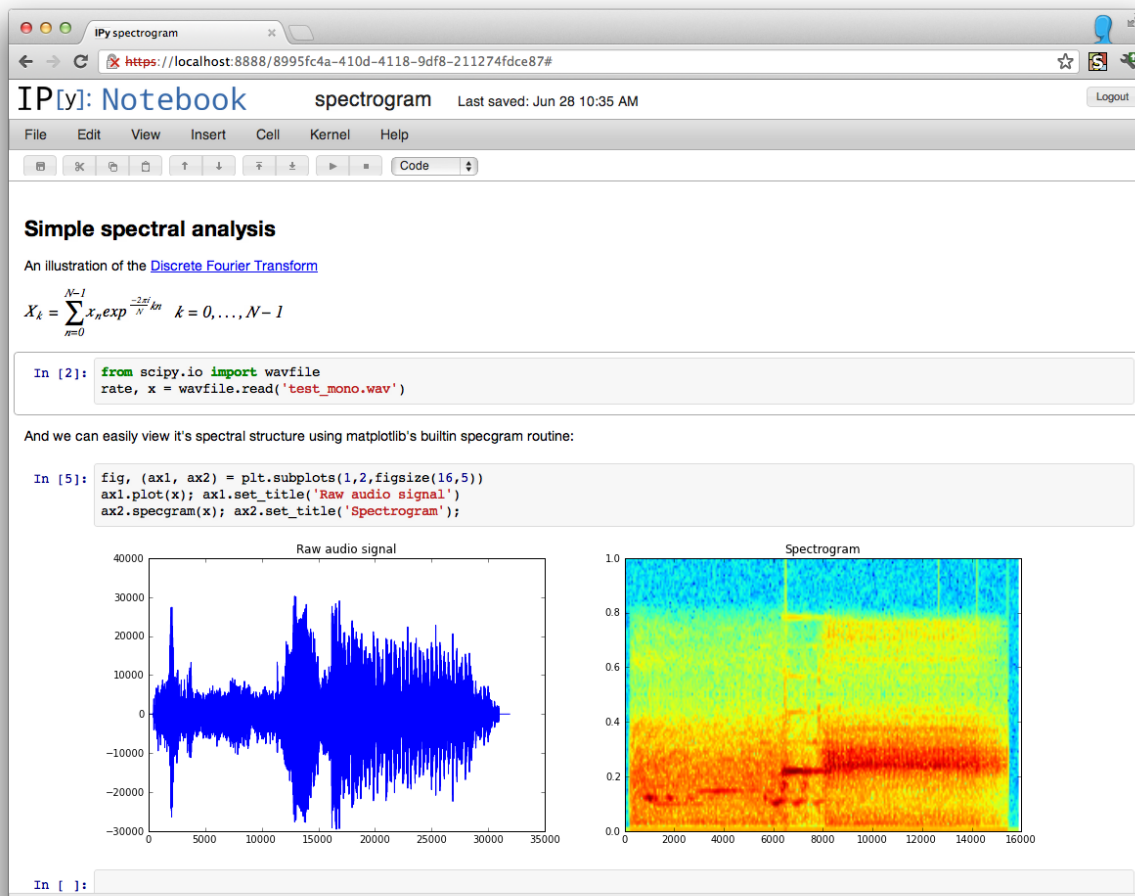
- ~6 months of work.
- 373 pull requests merged.
- 742 issues closed (non-pull requests).
- contributions from 62 authors.
- 1760 commits.
- a diff of 114226 lines.

The amount of work included in this release is so large, that we can only cover here the main highlights; please see our [detailed release statistics](#) for links to every issue and pull request closed on GitHub as well as a full list of individual contributors.

### Major Notebook improvements: new user interface and more

The IPython Notebook, which has proven since its release to be wildly popular, has seen a massive amount of work in this release cycle, leading to a significantly improved user experience as well as many new features.

The first user-visible change is a reorganization of the user interface; the left panel has been removed and was replaced by a real menu system and a toolbar with icons. Both the toolbar and the header above the menu can be collapsed to leave an unobstructed working area:



The notebook handles very long outputs much better than before (this was a serious usability issue when running processes that generated massive amounts of output). Now, in the presence of outputs longer than ~100 lines, the notebook will automatically collapse to a scrollable area and the entire left part of this area controls the display: one click in this area will expand the output region completely, and a double-click will hide it completely. This figure shows both the scrolled and hidden modes:

```
In [3]: for i in range(200):
        print i
```



```
0
1
2
3
4
5
6
7
8
9
10
11
12
13
14
15
16
17
18
19
...
```

```
In [3]: for i in range(200):
        print i
```

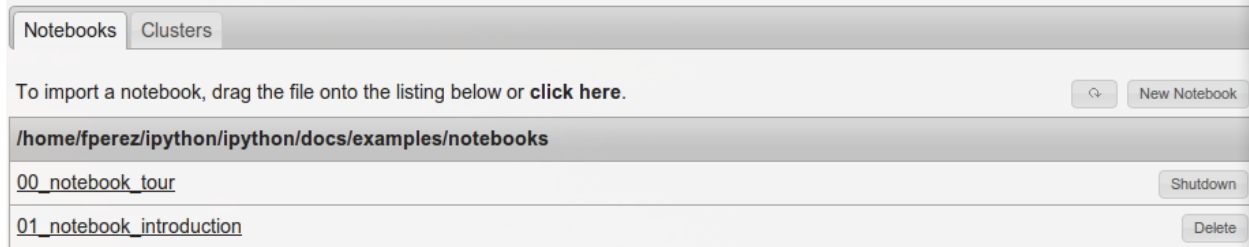
...

---

**Note:** The auto-folding of long outputs is disabled in Firefox due to bugs in its scrolling behavior. See [PR #2047](#) for details.

---

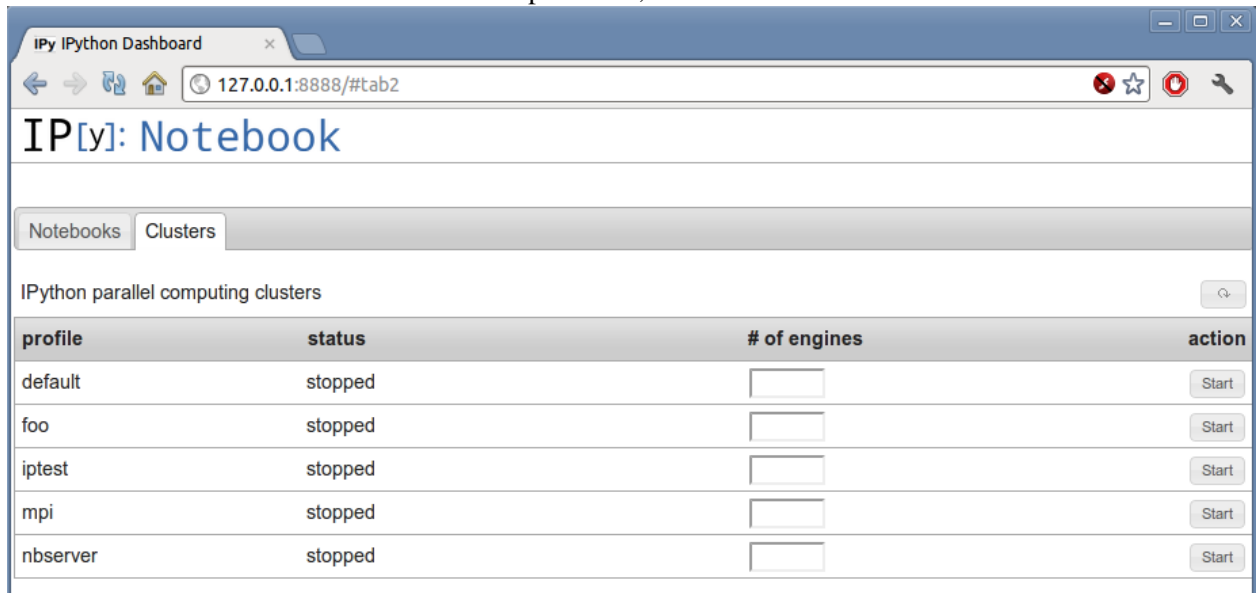
Uploading notebooks to the dashboard is now easier: in addition to drag and drop (which can be finicky sometimes), you can now click on the upload text and use a regular file dialog box to select notebooks to upload. Furthermore, the notebook dashboard now auto-refreshes its contents and offers buttons to shut down any running kernels ([PR #1739](#)):





## Cluster management

The notebook dashboard can now also start and stop clusters, thanks to a new tab in the dashboard user inter-



face:

This interface allows, for each profile you have configured, to start and stop a cluster (and optionally override the default number of engines corresponding to that configuration). While this hides all error reporting, once you have a configuration that you know works smoothly, it is a very convenient interface for controlling your parallel resources.

## New notebook format

The notebooks saved now use version 3 of our format, which supports heading levels as well as the concept of ‘raw’ text cells that are not rendered as Markdown. These will be useful with [converters](#) we are developing, to pass raw markup (say LaTeX). That conversion code is still under heavy development and not quite ready for prime time, but we welcome help on this front so that we can merge it for full production use as soon as possible.

---

**Note:** v3 notebooks can *not* be read by older versions of IPython, but we provide a [simple script](#) that you can use in case you need to export a v3 notebook to share with a v2 user.

---

## JavaScript refactoring

All the client-side JavaScript has been decoupled to ease reuse of parts of the machinery without having to build a full-blown notebook. This will make it much easier to communicate with an IPython kernel from existing web pages and to integrate single cells into other sites, without loading the full notebook document-like UI. [PR #1711](#).

This refactoring also enables the possibility of writing dynamic javascript widgets that are returned from Python code and that present an interactive view to the user, with callbacks in Javascript executing calls to

the Kernel. This will enable many interactive elements to be added by users in notebooks.

An example of this capability has been provided as a proof of concept in `examples/widgets` that lets you directly communicate with one or more parallel engines, acting as a mini-console for parallel debugging and introspection.

### Improved tooltips

The object tooltips have gained some new functionality. By pressing tab several times, you can expand them to see more of a docstring, keep them visible as you fill in a function's parameters, or transfer the information to the pager at the bottom of the screen. For the details, look at the example notebook `01_notebook_introduction.ipynb`.

### Other improvements to the Notebook

These are some other notable small improvements to the notebook, in addition to many bug fixes and minor changes to add polish and robustness throughout:

- The notebook pager (the area at the bottom) is now resizable by dragging its divider handle, a feature that had been requested many times by just about anyone who had used the notebook system. [PR #1705](#).
- It is now possible to open notebooks directly from the command line; for example: `ipython notebook path/` will automatically set `path/` as the notebook directory, and `ipython notebook path/foo.ipynb` will further start with the `foo.ipynb` notebook opened. [PR #1686](#).
- If a notebook directory is specified with `--notebook-dir` (or with the corresponding configuration flag `NotebookManager.notebook_dir`), all kernels start in this directory.
- Fix codemirror clearing of cells with `Ctrl-Z`; [PR #1965](#).
- Text (markdown) cells now line wrap correctly in the notebook, making them much easier to edit [PR #1330](#).
- PNG and JPEG figures returned from plots can be interactively resized in the notebook, by dragging them from their lower left corner. [PR #1832](#).
- Clear `In []` prompt numbers on “Clear All Output”. For more version-control-friendly `.ipynb` files, we now strip all prompt numbers when doing a “Clear all output”. This reduces the amount of noise in commit-to-commit diffs that would otherwise show the (highly variable) prompt number changes. [PR #1621](#).
- The notebook server now requires *two* consecutive `Ctrl-C` within 5 seconds (or an interactive confirmation) to terminate operation. This makes it less likely that you will accidentally kill a long-running server by typing `Ctrl-C` in the wrong terminal. [PR #1609](#).
- Using `Ctrl-S` (or `Cmd-S` on a Mac) actually saves the notebook rather than providing the fairly useless browser html save dialog. [PR #1334](#).



Fig. 2.1: The new notebook tooltips.

- Allow accessing local files from the notebook (in urls), by serving any local file as the url `files/<relativepath>`. This makes it possible to, for example, embed local images in a notebook. [PR #1211](#).

## Cell magics

We have completely refactored the magic system, finally moving the magic objects to standalone, independent objects instead of being the mixin class we'd had since the beginning of IPython ([PR #1732](#)). Now, a separate base class is provided in `IPython.core.magic.Magics` that users can subclass to create their own magics. Decorators are also provided to create magics from simple functions without the need for object orientation. Please see the [Magic command system](#) docs for further details.

All builtin magics now exist in a few subclasses that group together related functionality, and the new `IPython.core.magics` package has been created to organize this into smaller files.

This cleanup was the last major piece of deep refactoring needed from the original 2001 codebase.

We have also introduced a new type of magic function, prefixed with `%%` instead of `%`, which operates at the whole-cell level. A cell magic receives two arguments: the line it is called on (like a line magic) and the body of the cell below it.

Cell magics are most natural in the notebook, but they also work in the terminal and qt console, with the usual approach of using a blank line to signal cell termination.

For example, to time the execution of several statements:

```
%%timeit x = 0    # setup
for i in range(100000):
    x += i**2
```

This is particularly useful to integrate code in another language, and cell magics already exist for shell scripts, Cython, R and Octave. Using `%%script /usr/bin/foo`, you can run a cell in any interpreter that accepts code via stdin.

Another handy cell magic makes it easy to write short text files: `%%file ~/save/to/here.txt`.

The following cell magics are now included by default; all those that use special interpreters (Perl, Ruby, bash, etc.) assume you have the requisite interpreter installed:

- `%%!`: run cell body with the underlying OS shell; this is similar to prefixing every line in the cell with `!`.
- `%%bash`: run cell body under bash.
- `%%capture`: capture the output of the code in the cell (and stderr as well). Useful to run codes that produce too much output that you don't even want scrolled.
- `%%file`: save cell body as a file.
- `%%perl`: run cell body using Perl.
- `%%prun`: run cell body with profiler (cell extension of `%prun`).
- `%%python3`: run cell body using Python 3.

- `%%ruby`: run cell body using Ruby.
- `%%script`: run cell body with the script specified in the first line.
- `%%sh`: run cell body using sh.
- `%%sx`: run cell with system shell and capture process output (cell extension of `%%sx`).
- `%%system`: run cell with system shell (`%%!` is an alias to this).
- `%%timeit`: time the execution of the cell (extension of `%timeit`).

This is what some of the script-related magics look like in action: IPython also creates aliases for a few common interpreters, such as bash, ruby, perl, etc.

These are all equivalent to `%%script <name>`

```
In [4]: %%ruby
        puts "Hello from Ruby #{RUBY_VERSION}"

        Hello from Ruby 1.8.7
```

```
In [5]: %%bash
        echo "hello from $BASH"

        hello from /usr/local/bin/bash
```

In addition, we have also a number of *extensions* that provide specialized magics. These typically require additional software to run and must be manually loaded via `%load_ext <extension name>`, but are extremely useful. The following extensions are provided:

**Cython magics (extension `cythonmagic`)** This extension provides magics to automatically build and compile Python extension modules using the [Cython](#) language. You must install Cython separately, as well as a C compiler, for this to work. The examples directory in the source distribution ships with a full notebook demonstrating these capabilities:

## The %cython magic

Probably the most important magic is the %cython magic. This is similar to the %%cython\_pyximport magic, but doesn't require you to specify a module name. Instead, the %%cython magic uses manages everything using temporary files in the ~/.cython/magic directory. All of the symbols in the Cython module are imported automatically by the magic.

Here is a simple example of a Black-Scholes options pricing algorithm written in Cython:

```
In [6]: %%cython
import cython
from libc.math cimport exp, sqrt, pow, log, erf

@cython.cdivision(True)
cdef double std_norm_cdf(double x) nogil:
    return 0.5*(1+erf(x/sqrt(2.0)))

@cython.cdivision(True)
def black_scholes(double s, double k, double t, double v,
                  double rf, double div, double cp):
    """Price an option using the Black-Scholes model.

    s : initial stock price
    k : strike price
    t : expiration time
    v : volatility
    rf : risk-free rate
    div : dividend
    cp : +1/-1 for call/put
    """

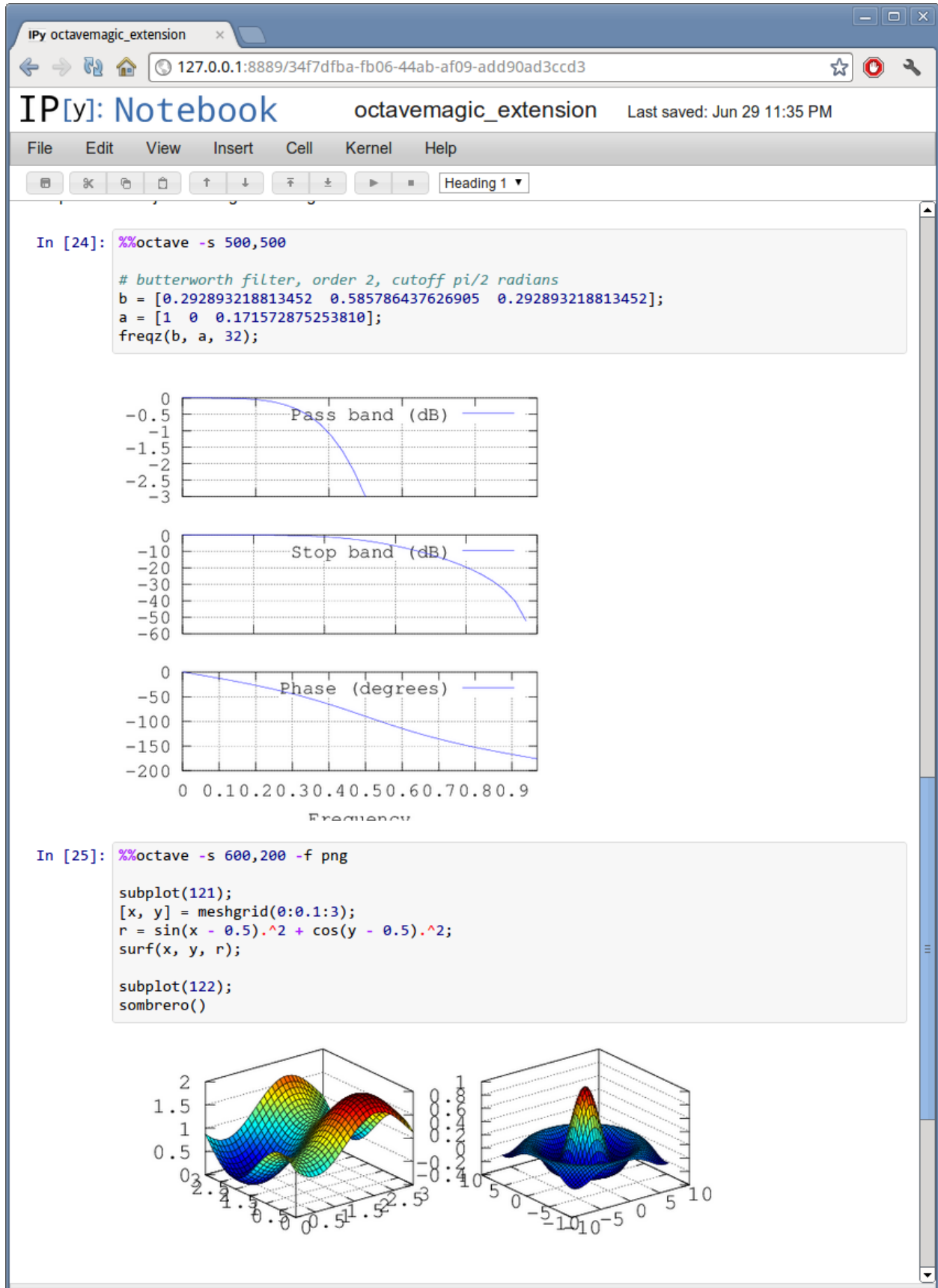
    cdef double d1, d2, optprice
    with nogil:
        d1 = (log(s/k)+(rf-div+0.5*pow(v,2))*t)/(v*sqrt(t))
        d2 = d1 - v*sqrt(t)
        optprice = cp*s*exp(-div*t)*std_norm_cdf(cp*d1) - \
            cp*k*exp(-rf*t)*std_norm_cdf(cp*d2)
    return optprice
```

```
In [7]: black_scholes(100.0, 100.0, 1.0, 0.3, 0.03, 0.0, -1)
```

```
Out[7]: 10.327861752731728
```

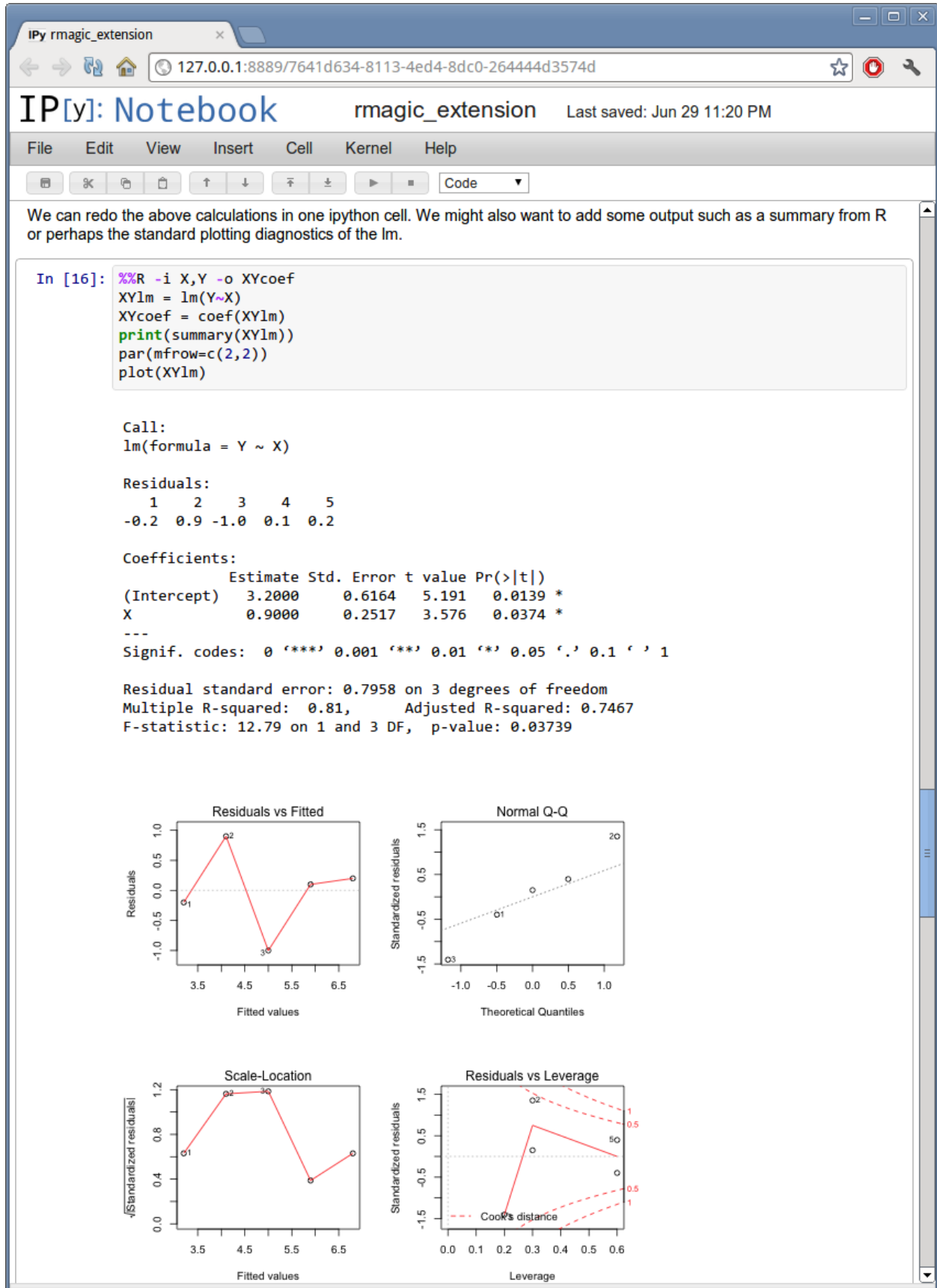
```
In [8]: %timeit black_scholes(100.0, 100.0, 1.0, 0.3, 0.03, 0.0, -1)
1000000 loops, best of 3: 821 ns per loop
```

**Octave magics (extension `octavemagic`)** This extension provides several magics that support calling code written in the [Octave](#) language for numerical computing. You can execute single-lines or whole blocks of Octave code, capture both output and figures inline (just like matplotlib plots), and have variables automatically converted between the two languages. To use this extension, you must have Octave installed as well as the `oct2py` package. The examples directory in the source distribution ships with a full notebook demonstrating these capabilities:



**R magics (extension `rmagic`)** This extension provides several magics that support calling code written in the [R](#) language for statistical data analysis. You can execute single-lines or whole blocks of R code, capture both output and figures inline (just like `matplotlib` plots), and have variables automatically converted between the two languages. To use this extension, you must have R installed as well as the [rpy2](#) package that bridges Python and R. The examples directory in the source distribution ships with a full notebook demonstrating these capabilities:





## Tab completer improvements

Useful tab-completion based on live inspection of objects is one of the most popular features of IPython. To make this process even more user-friendly, the completers of both the Qt console and the Notebook have been reworked.

The Qt console comes with a new ncurses-like tab completer, activated by default, which lets you cycle through the available completions by pressing tab, or select a completion with the arrow keys ([PR #1851](#)).

```
In [2]: import numpy.random as random
```

```
In [3]: numpy.random.<tab>
...      ...      ...      ...
beta      logistic power      standard_exponential
binomial  lognormal rand      standard_gamma
bytes     logseries randint   standard_normal
chisquare mtrand    randn    standard_t
dirichlet multinomial random    test
exponential multivariate_normal random_integers triangular
f         negative_binomial random_sample uniform
...      ...      ...      ...
```

Fig. 2.2: The new improved Qt console’s ncurses-like completer allows to easily navigate through long list of completions.

In the notebook, completions are now sourced both from object introspection and analysis of surrounding code, so limited completions can be offered for variables defined in the current cell, or while the kernel is busy ([PR #1711](#)).

We have implemented a new configurable flag to control tab completion on modules that provide the `__all__` attribute:

```
IPCompleter.limit_to__all__= Boolean
```

This instructs the completer to honor `__all__` for the completion. Specifically, when completing on `object.<tab>`, if `True`: only those names in `obj.__all__` will be included. When `False` [default]: the `__all__` attribute is ignored. [PR #1529](#).

## Improvements to the Qt console

The Qt console continues to receive improvements and refinements, despite the fact that it is by now a fairly mature and robust component. Lots of small polish has gone into it, here are a few highlights:

- A number of changes were made to the underlying code for easier integration into other projects such as [Spyder](#) ([PR #2007](#), [PR #2024](#)).

- Improved menus with a new Magic menu that is organized by magic groups (this was made possible by the reorganization of the magic system internals). [PR #1782](#).
- Allow for restarting kernels without clearing the qtconsole, while leaving a visible indication that the kernel has restarted. [PR #1681](#).
- Allow the native display of jpeg images in the qtconsole. [PR #1643](#).

## Parallel

The parallel tools have been improved and fine-tuned on multiple fronts. Now, the creation of an `IPython.parallel.Client` object automatically activates a line and cell magic function `px` that sends its code to all the engines. Further magics can be easily created with the `Client.activate()` method, to conveniently execute code on any subset of engines. [PR #1893](#).

The `%px` cell magic can also be given an optional `targets` argument, as well as a `--out` argument for storing its output.

A new magic has also been added, `%pxconfig`, that lets you configure various defaults of the parallel magics. As usual, type `%pxconfig?` for details.

The exception reporting in parallel contexts has been improved to be easier to read. Now, IPython directly reports the remote exceptions without showing any of the internal execution parts:

```
In [1]: from IPython.parallel import Client
        c = Client()
```

```
In [2]: %px 1/0
```

```
[0:execute]:
-----
ZeroDivisionError                                Traceback (most recent call
last)<ipython-input-1-05c9758a9c21> in <module>()
----> 1 1/0
ZeroDivisionError: integer division or modulo by zero

[1:execute]:
-----
ZeroDivisionError                                Traceback (most recent call
last)<ipython-input-1-05c9758a9c21> in <module>()
----> 1 1/0
ZeroDivisionError: integer division or modulo by zero
```

The parallel tools now default to using `NoDB` as the storage backend for intermediate results. This means that the default usage case will have a significantly reduced memory footprint, though certain advanced features are not available with this backend. For more details, see *IPython's Task Database*.

The parallel magics now display all output, so you can do parallel plotting or other actions with complex display. The `px` magic has now both line and cell modes, and in cell mode finer control has been added about how to collate output from multiple engines. [PR #1768](#).

There have also been incremental improvements to the SSH launchers:

- add `to_send`/`fetch` steps for moving connection files around.

- add `SSHProxyEngineSetLauncher`, for invoking to `ipcluster` engines on a remote host. This can be used to start a set of engines via PBS/SGE/MPI *remotely*.

This makes the `SSHLauncher` usable on machines without shared filesystems.

A number of ‘sugar’ methods/properties were added to `AsyncResult` that are quite useful ([PR #1548](#)) for everyday work:

- `ar.wall_time` = received - submitted
- `ar.serial_time` = sum of serial computation time
- `ar.elapsed` = time since submission (wall\_time if done)
- `ar.progress` = (int) number of sub-tasks that have completed
- `len(ar)` = # of tasks
- `ar.wait_interactive()`: prints progress

Added `Client.spin_thread()` / `stop_spin_thread()` for running spin in a background thread, to keep zmq queue clear. This can be used to ensure that timing information is as accurate as possible (at the cost of having a background thread active).

Set `TaskScheduler.hwm` default to 1 instead of 0. 1 has more predictable/intuitive behavior, if often slower, and thus a more logical default. Users whose workloads require maximum throughput and are largely homogeneous in time per task can make the optimization themselves, but now the behavior will be less surprising to new users. [PR #1294](#).

### Kernel/Engine unification

This is mostly work ‘under the hood’, but it is actually a *major* achievement for the project that has deep implications in the long term: at last, we have unified the main object that executes as the user’s interactive shell (which we refer to as the *IPython kernel*) with the objects that run in all the worker nodes of the parallel computing facilities (the *IPython engines*). Ever since the first implementation of IPython’s parallel code back in 2006, we had wanted to have these two roles be played by the same machinery, but a number of technical reasons had prevented that from being true.

In this release we have now merged them, and this has a number of important consequences:

- It is now possible to connect any of our clients (qtconsole or terminal console) to any individual parallel engine, with the *exact* behavior of working at a ‘regular’ IPython console/qtconsole. This makes debugging, plotting, etc. in parallel scenarios vastly easier.
- Parallel engines can always execute arbitrary ‘IPython code’, that is, code that has magics, shell extensions, etc. In combination with the `%%px` magics, it is thus extremely natural for example to send to all engines a block of Cython or R code to be executed via the new Cython and R magics. For example, this snippet would send the R block to all active engines in a cluster:

```
%%px
%%R
... R code goes here
```

- It is possible to embed not only an interactive shell with the `IPython.embed()` call as always, but now you can also embed a *kernel* with `IPython.embed_kernel()`. Embedding an IPython kernel in an application is useful when you want to use `IPython.embed()` but don't have a terminal attached on stdin and stdout.
- The new `IPython.parallel.bind_kernel()` allows you to promote Engines to listening Kernels, and connect QtConsoles to an Engine and debug it directly.

In addition, having a single core object through our entire architecture also makes the project conceptually cleaner, easier to maintain and more robust. This took a lot of work to get in place, but we are thrilled to have this major piece of architecture finally where we'd always wanted it to be.

## Official Public API

We have begun organizing our API for easier public use, with an eye towards an official IPython 1.0 release which will firmly maintain this API compatible for its entire lifecycle. There is now an `IPython.display` module that aggregates all display routines, and the `IPython.config` namespace has all public configuration tools. We will continue improving our public API layout so that users only need to import names one level deeper than the main `IPython` package to access all public namespaces.

## IPython notebook file icons

The directory `docs/resources` in the source distribution contains SVG and PNG versions of our file icons, as well as an `Info.plist.example` file with instructions to install them on Mac OSX. This is a first draft of our icons, and we encourage contributions from users with graphic talent to improve them in the future:



## New top-level `locate` command

Add `locate` entry points; these would be useful for quickly locating IPython directories and profiles from other (non-Python) applications. [PR #1762](#).

Examples:

```
$> ipython locate
/Users/me/.ipython

$> ipython locate profile foo
```

```
/Users/me/.ipython/profile_foo

$> ipython locate profile
/Users/me/.ipython/profile_default

$> ipython locate profile dne
[ProfileLocate] Profile u'dne' not found.
```

### Other new features and improvements

- **%install\_ext**: A new magic function to install an IPython extension from a URL. E.g. `%install_ext https://bitbucket.org/birkenfeld/ipython-physics/raw/default/physics.py`
- The `%loadpy` magic is no longer restricted to Python files, and has been renamed `%load`. The old name remains as an alias.
- New command line arguments will help external programs find IPython folders: `ipython locate` finds the user's IPython directory, and `ipython locate profile foo` finds the folder for the 'foo' profile (if it exists).
- The `IPYTHON_DIR` environment variable, introduced in the Great Reorganization of 0.11 and existing only in versions 0.11-0.13, has been deprecated. As described in [PR #1167](#), the complexity and confusion of migrating to this variable is not worth the aesthetic improvement. Please use the historical `IPYTHONDIR` environment variable instead.
- The default value of *interactivity* passed from `run_cell()` to `run_ast_nodes()` is now configurable.
- New `%alias_magic` function to conveniently create aliases of existing magics, if you prefer to have shorter names for personal use.
- We ship unminified versions of the JavaScript libraries we use, to better comply with Debian's packaging policies.
- Simplify the information presented by `obj?/obj??` to eliminate a few redundant fields when possible. [PR #2038](#).
- Improved continuous integration for IPython. We now have automated test runs on [Shining Panda](#) and [Travis-CI](#), as well as [Tox support](#).
- The [vim-ipython](#) functionality (externally developed) has been updated to the latest version.
- The `%save` magic now has a `-f` flag to force overwriting, which makes it much more usable in the notebook where it is not possible to reply to interactive questions from the kernel. [PR #1937](#).
- Use `dvipng` to format `sympy.Matrix`, enabling display of matrices in the Qt console with the `sympy` printing extension. [PR #1861](#).
- Our messaging protocol now has a reasonable test suite, helping ensure that we don't accidentally deviate from the spec and possibly break third-party applications that may have been using it. We encourage users to contribute more stringent tests to this part of the test suite. [PR #1627](#).
- Use LaTeX to display, on output, various built-in types with the `SymPy` printing extension. [PR #1399](#).

- Add Gtk3 event loop integration and example. [PR #1588](#).
- `clear_output` improvements, which allow things like progress bars and other simple animations to work well in the notebook ([PR #1563](#)):
  - `clear_output()` clears the line, even in terminal IPython, the QtConsole and plain Python as well, by printing `r` to streams.
  - `clear_output()` avoids the flicker in the notebook by adding a delay, and firing immediately upon the next actual display message.
  - `display_javascript` hides its `output_area` element, so using `display` to run a bunch of javascript doesn't result in ever-growing vertical space.
- Add simple support for running inside a virtualenv. While this doesn't supplant proper installation (as users should do), it helps ad-hoc calling of IPython from inside a virtualenv. [PR #1388](#).

## Major Bugs fixed

In this cycle, we have *closed over 740 issues*, but a few major ones merit special mention:

- The `%pastebin` magic has been updated to point to [gist.github.com](http://gist.github.com), since unfortunately <http://paste.pocoo.org> has closed down. We also added a `-d` flag for the user to provide a gist description string. [PR #1670](#).
- Fix `%paste` that would reject certain valid inputs. [PR #1258](#).
- Fix sending and receiving of Numpy structured arrays (those with composite dtypes, often used as recarrays). [PR #2034](#).
- Reconnect when the websocket connection closes unexpectedly. [PR #1577](#).
- Fix truncated representation of objects in the debugger by showing at least 80 characters' worth of information. [PR #1793](#).
- Fix logger to be Unicode-aware: logging could crash ipython if there was unicode in the input. [PR #1792](#).
- Fix images missing from XML/SVG export in the Qt console. [PR #1449](#).
- Fix deepreload on Python 3. [PR #1625](#), as well as having a much cleaner and more robust implementation of deepreload in general. [PR #1457](#).

## Backwards incompatible changes

- The exception `IPython.core.error.TryNext` previously accepted arguments and keyword arguments to be passed to the next implementation of the hook. This feature was removed as it made error message propagation difficult and violated the principle of loose coupling.

## 2.10 Issues closed in the 0.13 development cycle

### 2.10.1 Issues closed in 0.13

GitHub stats since IPython 0.12 (2011/12/19 - 2012/06/30)

These lists are automatically generated, and may be incomplete or contain duplicates.

The following 62 authors contributed 1760 commits.

- Aaron Culich
- Aaron Meurer
- Alex Kramer
- Andrew Giessel
- Andrew Straw
- André Matos
- Aron Ahmadi
- Ben Edwards
- Benjamin Ragan-Kelley
- Bradley M. Froehle
- Brandon Parsons
- Brian E. Granger
- Carlos Cordoba
- David Hirschfeld
- David Zderic
- Ernie French
- Fernando Perez
- Ian Murray
- Jason Grout
- Jens H Nielsen
- Jez Ng
- Jonathan March
- Jonathan Taylor
- Julian Taylor
- Jörgen Stenarson
- Kent Inverarity



- Marc Abramowitz
- Mark Wiebe
- Matthew Brett
- Matthias BUSSONNIER
- Michael Droettboom
- Mike Hansen
- Nathan Rice
- Pankaj Pandey
- Paul
- Paul Ivanov
- Piotr Zolnierczuk
- Piti Ongmongkolkul
- Puneeth Chaganti
- Robert Kern
- Ross Jones
- Roy Hyunjin Han
- Scott Tsai
- Skipper Seabold
- Stefan van der Walt
- Steven Johnson
- Takafumi Arakaki
- Ted Wright
- Thomas Hisch
- Thomas Kluyver
- Thomas Spura
- Thomi Richards
- Tim Couper
- Timo Paulssen
- Toby Gilham
- Tony S Yu
- 23. Trevor King
- Walter Doerwald

- anatoly techtonik
- fawce
- mcelrath
- wilsaj

We closed a total of 1115 issues, 373 pull requests and 742 regular issues; this is the full list (generated with the script `tools/github_stats.py`):

Pull Requests (373):

- [PR #1943](#): add screenshot and link into releasenotes
- [PR #1954](#): update some example notebooks
- [PR #2048](#): move `_encode_binary` to `jsonutil.encode_images`
- [PR #2050](#): only add quotes around xunit-file on Windows
- [PR #2047](#): disable auto-scroll on mozilla
- [PR #2015](#): Fixes for `%paste` with special transformations
- [PR #2046](#): Iptest unicode
- [PR #1939](#): Namespaces
- [PR #2042](#): increase auto-scroll threshold to 100 lines
- [PR #2043](#): move `RemoteError` import to top-level
- [PR #2036](#): `%alias_magic`
- [PR #1968](#): Proposal of icons for `.ipynb` files
- [PR #2037](#): remove `ipython-qtconsole` gui-script
- [PR #2038](#): add extra clear warning to shell doc
- [PR #2029](#): Ship unminified js
- [PR #2007](#): Add `custom_control` and `custom_page_control` variables to override the Qt widgets used by `qtconsole`
- [PR #2034](#): fix&test push/pull recarrays
- [PR #2028](#): Reduce unhelpful information shown by `pinf`
- [PR #2030](#): check `wxPython` version in `inputhook`
- [PR #2024](#): Make `interactive_usage` a bit more rst friendly
- [PR #2031](#): disable `^C^C` confirmation on Windows
- [PR #2027](#): match `stdin` encoding in frontend readline test
- [PR #2025](#): Fix parallel test on WinXP - wait for resource cleanup.
- [PR #2016](#): BUG: test runner fails in Windows if filenames contain spaces.
- [PR #2020](#): Fix home path expansion test in Windows.

- PR #2021: Fix Windows pathname issue in ‘odd encoding’ test.
- PR #2022: don’t check writability in test for get\_home\_dir when HOME is undefined
- PR #1996: frontend test tweaks
- PR #2014: relax profile regex in notebook
- PR #2012: Mono cursor offset
- PR #2004: Clarify generic message spec vs. Python message API in docs
- PR #2010: notebook: Print a warning (but do not abort) if no webbrowser can be found.
- PR #2002: Refactor %magic into a lsmagic\_docs API function.
- PR #1999: %magic help: display line and cell magics in alphabetical order.
- PR #1981: Clean BG processes created by %%script on kernel exit
- PR #1994: Fix RST misformatting.
- PR #1951: minor notebook startup/notebook-dir adjustments
- PR #1974: Allow path completion on notebook.
- PR #1964: allow multiple instances of a Magic
- PR #1991: fix \_ofind attr in %page
- PR #1988: check for active frontend in update\_restart\_checkbox
- PR #1979: Add support for tox (<http://tox.testrun.org/>) and Travis CI (<http://travis-ci.org/>)
- PR #1970: dblclick to restore size of images
- PR #1978: Notebook names truncating at the first period
- PR #1825: second attempt at scrolled long output
- PR #1934: Cell/Worksheet metadata
- PR #1746: Confirm restart (configuration option, and checkbox UI)
- PR #1944: [qtconsole] take %,%% prefix into account for completion
- PR #1973: fix another FreeBSD \$HOME symlink issue
- PR #1967: Fix psums example description in docs
- PR #1965: fix for #1678, undo no longer clears cells
- PR #1952: avoid duplicate “Websockets closed” dialog on ws close
- PR #1962: Support unicode prompts
- PR #1955: update to latest version of vim-ipython
- PR #1945: Add –proc option to %%script
- PR #1956: move import RemoteError after get\_exc\_info
- PR #1950: Fix for copy action (Ctrl+C) when there is no pager defined in qtconsole

- [PR #1948](#): Fix help string for InteractiveShell.ast\_node\_interactivity
- [PR #1942](#): swallow stderr of which in utils.process.find\_cmd
- [PR #1940](#): fix completer css on some Chrome versions
- [PR #1938](#): remove remaining references to deprecated XREP/XREQ names
- [PR #1925](#): Fix styling of superscripts and subscripts. Closes #1924.
- [PR #1936](#): increase duration of save messages
- [PR #1937](#): add %save -f
- [PR #1935](#): add version checking to pyreadline import test
- [PR #1849](#): Octave magics
- [PR #1759](#): github, merge PR(s) just by number(s)
- [PR #1931](#): Win py3fixes
- [PR #1933](#): oinspect.find\_file: Additional safety if file cannot be found.
- [PR #1932](#): Fix adding functions to CommandChainDispatcher with equal priority on Py 3
- [PR #1928](#): Select NoDB by default
- [PR #1923](#): Add IPython syntax support to the %timeit magic, in line and cell mode
- [PR #1926](#): Make completer recognize escaped quotes in strings.
- [PR #1893](#): Update Parallel Magics and Exception Display
- [PR #1921](#): magic\_arguments: dedent but otherwise preserve indentation.
- [PR #1919](#): Use oinspect in CodeMagics.\_find\_edit\_target
- [PR #1918](#): don't warn in iptest if deathrow/quarantine are missing
- [PR #1917](#): Fix for %pdef on Python 3
- [PR #1913](#): Fix for #1428
- [PR #1911](#): temporarily skip autoreload tests
- [PR #1909](#): Fix for #1908, use os.path.normcase for safe filename comparisons
- [PR #1907](#): py3compat fixes for %%script and tests
- [PR #1906](#): ofind finds non-unique cell magics
- [PR #1845](#): Fixes to inspection machinery for magics
- [PR #1902](#): Workaround fix for gh-1632; minimal revert of gh-1424
- [PR #1900](#): Cython libs
- [PR #1899](#): add ScriptMagics to class list for generated config
- [PR #1898](#): minimize manpages
- [PR #1897](#): use glob for bad exclusion warning

- [PR #1855](#): `%%script` and `%%file` magics
- [PR #1870](#): add `%%capture` for capturing stdout/err
- [PR #1861](#): Use `dvipng` to format `sympy.Matrix`
- [PR #1867](#): Fix 1px margin bouncing of selected menu item.
- [PR #1889](#): Reconnect when the websocket connection closes unexpectedly
- [PR #1886](#): Fix a bug in renaming notebook
- [PR #1895](#): Fix error in test suite with `ip.system()`
- [PR #1762](#): add `locate` entry points
- [PR #1883](#): Fix vertical offset due to bold/italics, and bad browser fonts.
- [PR #1875](#): re-write `columnize`, with intermediate step.
- [PR #1851](#): new completer for `qtconsole`.
- [PR #1892](#): Remove suspicious quotes in `interactiveshell.py`
- [PR #1864](#): `Rmagic` exceptions
- [PR #1829](#): [notebook] don't care about leading `prct` in completion
- [PR #1832](#): Make `svg`, `jpeg` and `png` images resizable in notebook.
- [PR #1674](#): HTML Notebook carriage-return handling, take 2
- [PR #1882](#): Remove `importlib` dependency which not available in Python 2.6.
- [PR #1879](#): Correct stack depth for variable expansion in `!system` commands
- [PR #1841](#): [notebook] deduplicate completion results
- [PR #1850](#): Remove `args/kwarg`s handling in `TryNext`, fix `%paste` error messages.
- [PR #1663](#): Keep line-endings in `ipynb`
- [PR #1815](#): Make `:` invalid in filenames in the Notebook JS code.
- [PR #1819](#): doc: cleanup the parallel `psums` example a little
- [PR #1839](#): External cleanup
- [PR #1782](#): fix Magic menu in `qtconsole`, split in groups
- [PR #1862](#): Minor `bind_kernel` improvements
- [PR #1857](#): Prevent jumping of window to input when output is clicked.
- [PR #1856](#): Fix 1px jumping of cells and menus in Notebook.
- [PR #1852](#): fix chained resubmissions
- [PR #1780](#): `Rmagic` extension
- [PR #1847](#): add `InlineBackend` to `ConsoleApp` class list
- [PR #1836](#): preserve header for resubmitted tasks

- [PR #1828](#): change default extension to .ipy for %save -r
- [PR #1800](#): Reintroduce recall
- [PR #1830](#): Ismagic lists magics in alphabetical order
- [PR #1773](#): Update SymPy profile: SymPy's latex() can now print set and frozenset
- [PR #1761](#): Edited documentation to use IPYTHONDIR in place of ~/.ipython
- [PR #1822](#): aesthetics pass on AsyncResult.display\_outputs
- [PR #1821](#): ENTER submits the rename notebook dialog.
- [PR #1820](#): NotebookApp: Make the number of ports to retry user configurable.
- [PR #1816](#): Always use filename as the notebook name.
- [PR #1813](#): Add assert\_in method to nose for Python 2.6
- [PR #1711](#): New Tooltip, New Completer and JS Refactor
- [PR #1798](#): a few simple fixes for docs/parallel
- [PR #1812](#): Ensure AsyncResult.display\_outputs doesn't display empty streams
- [PR #1811](#): warn on nonexistent exclusions in iptest
- [PR #1810](#): fix for #1809, failing tests in IPython.zmq
- [PR #1808](#): Reposition alternate upload for firefox [need cross browser/OS/language test]
- [PR #1742](#): Check for custom\_exceptions only once
- [PR #1807](#): add missing cython exclusion in iptest
- [PR #1805](#): Fixed a vcvarsall.bat error on win32/Py2.7 when trying to compile with m...
- [PR #1739](#): Dashboard improvement (necessary merge of #1658 and #1676 + fix #1492)
- [PR #1770](#): Cython related magic functions
- [PR #1707](#): Accept -gui=<...> switch in IPython qtconsole.
- [PR #1797](#): Fix comment which breaks Emacs syntax highlighting.
- [PR #1795](#): fix %gui magic
- [PR #1793](#): Raise repr limit for strings to 80 characters (from 30).
- [PR #1794](#): don't use XDG path on OS X
- [PR #1792](#): Unicode-aware logger
- [PR #1791](#): update zmqshell magics
- [PR #1787](#): DOC: Remove regression from qt-console docs.
- [PR #1758](#): test\_pr, fallback on http if git protocol fail, and SSL errors...
- [PR #1748](#): Fix some tests for Python 3.3
- [PR #1755](#): test for pygments before running qt tests

- [PR #1771](#): Make default value of interactivity passed to `run_ast_nodes` configurable
- [PR #1784](#): restore `loadpy` to `load`
- [PR #1768](#): Update parallel magics
- [PR #1779](#): Tidy up error raising in magic decorators.
- [PR #1769](#): Allow cell mode `timeit` without setup code.
- [PR #1716](#): Fix for fake filenames in verbose traceback
- [PR #1763](#): [qtconsole] fix `append_plain_html` -> `append_html`
- [PR #1732](#): Refactoring of the magics system and implementation of cell magics
- [PR #1630](#): Merge divergent Kernel implementations
- [PR #1705](#): [notebook] Make pager resizable, and remember size...
- [PR #1606](#): Share code for `%pycat` and `%loadpy`, make `%pycat` aware of URLs
- [PR #1757](#): Open IPython notebook hyperlinks in a new window using `target=_blank`
- [PR #1754](#): Fix typo `enconters`->`encounters`
- [PR #1753](#): Clear window title when kernel is restarted
- [PR #1449](#): Fix for bug #735 : Images missing from XML/SVG export
- [PR #1743](#): Tooltip completer js refactor
- [PR #1681](#): add qt config option to `clear_on_kernel_restart`
- [PR #1733](#): Tooltip completer js refactor
- [PR #1727](#): terminate kernel after `embed_kernel` tests
- [PR #1737](#): add `HistoryManager` to `ipapp` class list
- [PR #1686](#): ENH: Open a notebook from the command line
- [PR #1709](#): fixes #1708, failing test in `arg_split` on windows
- [PR #1718](#): Use `CRegExp` trait for regular expressions.
- [PR #1729](#): Catch failure in `repr()` for `%whos`
- [PR #1726](#): use `eval` for command-line args instead of `exec`
- [PR #1724](#): fix `scatter/gather` with `targets='all'`
- [PR #1725](#): add `-no-ff` to git pull in `test_pr`
- [PR #1721](#): Tooltip completer js refactor
- [PR #1657](#): Add `wait` optional argument to `hooks.editor`
- [PR #1717](#): Define generic `sys.ps{1,2,3}`, for use by scripts.
- [PR #1691](#): Finish [PR #1446](#)
- [PR #1710](#): update MathJax CDN url for https

- [PR #1713](#): Make autocall regexp's configurable.
- [PR #1703](#): Allow TryNext to have an error message without it affecting the command chain
- [PR #1714](#): minor adjustments to test\_pr
- [PR #1704](#): ensure all needed qt parts can be imported before settling for one
- [PR #1706](#): Mark test\_push\_numpy\_nocopy as a known failure for Python 3
- [PR #1698](#): fix tooltip on token with number
- [PR #1245](#): pythonw py3k fixes for issue #1226
- [PR #1685](#): Add script to test pull request
- [PR #1693](#): deprecate IPYTHON\_DIR in favor of IPYTHONDIR
- [PR #1695](#): Avoid deprecated warnings from ipython-qtconsole.desktop.
- [PR #1694](#): Add quote to notebook to allow it to load
- [PR #1689](#): Fix sys.path missing "" as first entry in ipython kernel.
- [PR #1687](#): import Binary from bson instead of pymongo
- [PR #1616](#): Make IPython.core.display.Image less notebook-centric
- [PR #1684](#): CLN: Remove redundant function definition.
- [PR #1670](#): Point %pastebin to gist
- [PR #1669](#): handle pyout messages in test\_message\_spec
- [PR #1295](#): add binary-tree engine interconnect example
- [PR #1642](#): Cherry-picked commits from 0.12.1 release
- [PR #1659](#): Handle carriage return characters ("r") in HTML notebook output.
- [PR #1656](#): ensure kernels are cleaned up in embed\_kernel tests
- [PR #1664](#): InteractiveShell.run\_code: Update docstring.
- [PR #1662](#): Delay flushing softspace until after cell finishes
- [PR #1643](#): handle jpg/jpeg in the qtconsole
- [PR #1652](#): add patch\_pyzmq() for backporting a few changes from newer pyzmq
- [PR #1650](#): DOC: moving files with SSH launchers
- [PR #1357](#): add IPython.embed\_kernel()
- [PR #1640](#): Finish up embed\_kernel
- [PR #1651](#): Remove bundled Itpl module
- [PR #1634](#): incremental improvements to SSH launchers
- [PR #1649](#): move examples/test\_embed into examples/tests/embed
- [PR #1633](#): Fix installing extension from local file on Windows



- PR #1645: Exclude UserDict when deep reloading NumPy.
- PR #1637: Removed a ‘.’ which shouldn’t have been there
- PR #1631: TST: QApplication doesn’t quit early enough with PySide.
- PR #1629: evaluate a few dangling validate\_message generators
- PR #1621: clear In[] prompt numbers on “Clear All Output”
- PR #1627: Test the Message Spec
- PR #1624: Fixes for byte-compilation on Python 3
- PR #1615: Add show() method to figure objects.
- PR #1625: Fix deepreload on Python 3
- PR #1620: pyin message now have execution\_count
- PR #1457: Update deepreload to use a rewritten knee.py. Fixes dreload(numpy).
- PR #1613: allow map / parallel function for single-engine views
- PR #1609: exit notebook cleanly on SIGINT, SIGTERM
- PR #1607: cleanup sqllitedb temporary db file after tests
- PR #1608: don’t rely on timedelta.total\_seconds in AsyncResult
- PR #1599: Fix for %run -d on Python 3
- PR #1602: Fix %env magic on Python 3.
- PR #1603: Remove python3 profile
- PR #1604: Exclude IPython.quarantine from installation
- PR #1600: Specify encoding for io.open in notebook\_reformat tests
- PR #1605: Small fixes for Animation and Progress notebook
- PR #1529: \_\_all\_\_ feature, improvement to dir2, and tests for both
- PR #1548: add sugar methods/properties to AsyncResult
- PR #1535: Fix pretty printing dispatch
- PR #1399: Use LaTeX to print various built-in types with the SymPy printing extension
- PR #1597: re-enter kernel.eventloop after catching SIGINT
- PR #1490: rename plaintext cell -> raw cell
- PR #1480: Fix %notebook magic, etc. nbformat unicode tests and fixes
- PR #1588: Gtk3 integration with ipython works.
- PR #1595: Examples syntax (avoid errors installing on Python 3)
- PR #1526: Find encoding for Python files
- PR #1594: Fix writing git commit ID to a file on build with Python 3

- [PR #1556](#): shallow-copy DictDB query results
- [PR #1502](#): small changes in response to pyflakes pass
- [PR #1445](#): Don't build sphinx docs for sdists
- [PR #1538](#): store git commit hash in `utils._sysinfo` instead of hidden data file
- [PR #1546](#): attempt to suppress exceptions in channel threads at shutdown
- [PR #1559](#): update `tools/github_stats.py` to use GitHub API v3
- [PR #1563](#): `clear_output` improvements
- [PR #1560](#): remove obsolete discussion of Twisted/trial from testing docs
- [PR #1569](#): BUG: qtconsole – non-standard handling of a and b. [Fixes #1561]
- [PR #1573](#): BUG: Ctrl+C crashes wx pylab kernel in qtconsole.
- [PR #1568](#): fix [PR #1567](#)
- [PR #1567](#): Fix: `openssh_tunnel` did not parse port in `server`
- [PR #1565](#): fix `AsyncResult.abort`
- [PR #1552](#): use `os.getcwdu` in `NotebookManager`
- [PR #1541](#): `display_pub` flushes `stdout/err`
- [PR #1544](#): make `MultiKernelManager.kernel_manager_class` configurable
- [PR #1517](#): Fix indentation bug in `IPython/lib/pretty.py`
- [PR #1519](#): BUG: Include the name of the exception type in its pretty format.
- [PR #1489](#): Fix zero-copy push
- [PR #1477](#): fix dangling `buffer` in `IPython.parallel.util`
- [PR #1514](#): DOC: Fix references to `IPython.lib.pretty` instead of the old location
- [PR #1481](#): BUG: Improve placement of `CallTipWidget`
- [PR #1496](#): BUG: LBYL when clearing the output history on shutdown.
- [PR #1508](#): fix sorting profiles in `clustermanager`
- [PR #1495](#): BUG: Fix pretty-printing for overzealous objects
- [PR #1472](#): more general fix for #662
- [PR #1483](#): updated `magic_history` docstring
- [PR #1383](#): First version of cluster web service.
- [PR #1398](#): fix `%tb` after `SyntaxError`
- [PR #1440](#): Fix for failing testsuite when using `--with-xml-coverage` on windows.
- [PR #1419](#): Add `%install_ext` magic function.
- [PR #1424](#): Win32 shell interactivity

- PR #1468: Simplify structure of a Job in the TaskScheduler
- PR #1447: 1107 - Tab autocompletion can suggest invalid syntax
- PR #1469: Fix typo in comment (insert space)
- PR #1463: Fix completion when importing modules in the cwd.
- PR #1466: Fix for issue #1437, unfriendly windows qtconsole error handling
- PR #1432: Fix ipython directive
- PR #1465: allow `ipython help subcommand syntax`
- PR #1416: Conditional import of ctypes in inputhook
- PR #1462: expedite parallel tests
- PR #1410: Add javascript library and css stylesheet loading to JS class.
- PR #1448: Fix for #875 Never build unicode error messages
- PR #1458: use eval to uncan References
- PR #1450: load mathjax from CDN via https
- PR #1451: include heading level in JSON
- PR #1444: Fix pyhton -> python typos
- PR #1414: ignore errors in shell.var\_expand
- PR #1430: Fix for tornado check for tornado < 1.1.0
- PR #1413: get\_home\_dir expands symlinks, adjust test accordingly
- PR #1385: updated and prettified magic doc strings
- PR #1406: Browser selection
- PR #1377: Saving non-ascii history
- PR #1402: fix symlinked /home issue for FreeBSD
- PR #1405: Only monkeypatch xunit when the tests are run using it.
- PR #1395: Xunit & KnownFailure
- PR #1396: Fix for %tb magic.
- PR #1386: Jsd3
- PR #1388: Add simple support for running inside a virtualenv
- PR #1391: Improve Hub/Scheduler when no engines are registered
- PR #1369: load header with engine id when engine dies in TaskScheduler
- PR #1353: Save notebook as script using unicode file handle.
- PR #1352: Add '-m mod : run library module as a script' option.
- PR #1363: Fix some minor color/style config issues in the qtconsole

- [PR #1371](#): Adds a quiet keyword to `sync_imports`
- [PR #1387](#): Fixing Cell menu to update cell type select box.
- [PR #1296](#): Wx gui example: fixes the broken example for `%gui wx`.
- [PR #1372](#): ipcontroller cleans up connection files unless `reuse=True`
- [PR #1374](#): remove calls to meaningless `ZMQStream.on_err`
- [PR #1370](#): allow draft76 websockets (Safari)
- [PR #1368](#): Ensure handler patterns are str, not unicode
- [PR #1361](#): Notebook bug fix branch
- [PR #1364](#): avoid jsonlib returning Decimal
- [PR #1362](#): Don't log complete contents of history replies, even in debug
- [PR #1347](#): fix weird magic completion in notebook
- [PR #1346](#): fixups for alternate URL prefix stuff
- [PR #1336](#): crack at making notebook.html use the layout.html template
- [PR #1331](#): RST and heading cells
- [PR #1247](#): fixes a bug causing extra newlines after comments.
- [PR #1332](#): notebook - allow prefixes in URL path.
- [PR #1341](#): Don't attempt to tokenize binary files for tracebacks
- [PR #1334](#): added key handler for control-s to notebook, seems to work pretty well
- [PR #1338](#): Fix see also in docstrings so API docs build
- [PR #1335](#): Notebook toolbar UI
- [PR #1299](#): made notebook.html extend layout.html
- [PR #1318](#): make Ctrl-D in qtconsole act same as in terminal (ready to merge)
- [PR #1328](#): Coverage
- [PR #1206](#): don't preserve fixConsole output in json
- [PR #1330](#): Add linewrapping to text cells (new feature in CodeMirror).
- [PR #1309](#): Inoculate clearcmd extension into `%reset` functionality
- [PR #1327](#): Updatecm2
- [PR #1326](#): Removing Ace edit capability.
- [PR #1325](#): forgotten `selected_cell` -> `get_selected_cell`
- [PR #1316](#): Pass subprocess test runners a suitable location for xunit output
- [PR #1303](#): Updatecm
- [PR #1312](#): minor heartbeat tweaks

- [PR #1306](#): Fix `%prun` input parsing for escaped characters (closes [#1302](#))
- [PR #1301](#): New “Fix for issue [#1202](#)” based on current master.
- [PR #1289](#): Make autoreload extension work on Python 3.
- [PR #1288](#): Don’t ask for confirmation when stdin isn’t available
- [PR #1294](#): `TaskScheduler.hwm` default to 1 instead of 0
- [PR #1283](#): `HeartMonitor.period` should be an Integer
- [PR #1264](#): Aceify
- [PR #1284](#): a fix for GH 1269
- [PR #1213](#): BUG: Minor typo in `history_console_widget.py`
- [PR #1267](#): add NoDB for non-recording Hub
- [PR #1222](#): allow Reference as callable in `map/apply`
- [PR #1257](#): use `self.kernel_manager_class` in `qtconsoleapp`
- [PR #1253](#): set `auto_create` flag for notebook apps
- [PR #1262](#): Heartbeat no longer shares the app’s Context
- [PR #1229](#): Fix display of `SyntaxError` in Python 3
- [PR #1256](#): Dewijmoize
- [PR #1246](#): Skip tests that require X, when importing `pylab` results in `RuntimeError`.
- [PR #1211](#): serve local files in `notebook-dir`
- [PR #1224](#): edit text cells on double-click instead of single-click
- [PR #1187](#): misc notebook: connection file cleanup, first heartbeat, startup flush
- [PR #1207](#): fix `loadpy` duplicating newlines
- [PR #1129](#): Unified `setup.py`
- [PR #1199](#): Reduce `IPython.external.*`
- [PR #1218](#): Added `-q` option to `%prun` for suppression of the output, along with editing the `dochelp` string.
- [PR #1217](#): Added `-q` option to `%prun` for suppression of the output, along with editing the `dochelp` string
- [PR #1175](#): `core.completer`: Clean up excessive and unused code.
- [PR #1196](#): docs: looks like a file path might have been accidentally pasted in the middle of a word
- [PR #1190](#): Fix link to Chris Fonnesebeck blog post about 0.11 highlights.

Issues (742):

- [#1943](#): add screenshot and link into `releasenotes`
- [#1570](#): [notebook] remove ‘left panel’ references from example.

- [#1954](#): update some example notebooks
- [#2048](#): move `_encode_binary` to `jsonutil.encode_images`
- [#2050](#): only add quotes around xunit-file on Windows
- [#2047](#): disable auto-scroll on mozilla
- [#1258](#): Magic `%paste` error
- [#2015](#): Fixes for `%paste` with special transformations
- [#760](#): Windows: test runner fails if repo path contains spaces
- [#2046](#): Iptest unicode
- [#1939](#): Namespaces
- [#2042](#): increase auto-scroll threshold to 100 lines
- [#2043](#): move `RemoteError` import to top-level
- [#641](#): In `%magic help`, remove duplicate aliases
- [#2036](#): `%alias_magic`
- [#1968](#): Proposal of icons for `.ipynb` files
- [#825](#): `keyboardinterrupt` crashes `gtk` gui when `gtk.set_interactive` is not available
- [#1971](#): Remove duplicate magics docs
- [#2040](#): Namespaces for cleaner public APIs
- [#2039](#): `ipython` parallel import exception
- [#2035](#): `Getdefaultencoding` test error with `sympy 0.7.1_git`
- [#2037](#): remove `ipython-qtconsole` gui-script
- [#1516](#): `ipython-qtconsole` script isn't installed for Python 2.x
- [#1297](#): “`ipython -p sh`” is in documentation but doesn't work
- [#2038](#): add extra clear warning to shell doc
- [#1265](#): please ship unminified js and css sources
- [#2029](#): Ship unminified js
- [#1920](#): Provide an easy way to override the Qt widget used by `qtconsole`
- [#2007](#): Add `custom_control` and `custom_page_control` variables to override the Qt widgets used by `qtconsole`
- [#2009](#): In `%magic help`, remove duplicate aliases
- [#2033](#): `ipython` parallel pushing and pulling recarrays
- [#2034](#): fix&test push/pull recarrays
- [#2028](#): Reduce unhelpful information shown by `pinfo`

- [#1992](#): Tab completion fails with many spaces in filename
- [#1885](#): handle too old wx
- [#2030](#): check wxPython version in inputhook
- [#2024](#): Make interactive\_usage a bit more rst friendly
- [#2031](#): disable ^C^C confirmation on Windows
- [#2023](#): Unicode test failure on OS X
- [#2027](#): match stdin encoding in frontend readline test
- [#1901](#): Windows: parallel test fails assert, leaves 14 python processes alive
- [#2025](#): Fix parallel test on WinXP - wait for resource cleanup.
- [#1986](#): Line magic function %R not found. (Rmagic)
- [#1712](#): test failure in ubuntu package daily build
- [#1183](#): 0.12 testsuite failures
- [#2016](#): BUG: test runner fails in Windows if filenames contain spaces.
- [#1806](#): Alternate upload methods in firefox
- [#2019](#): Windows: home directory expansion test fails
- [#2020](#): Fix home path expansion test in Windows.
- [#2017](#): Windows core test error - filename quoting
- [#2021](#): Fix Windows pathname issue in 'odd encoding' test.
- [#1998](#): call to nt.assert\_true(path.\_writable\_dir(home)) returns false in test\_path.py
- [#2022](#): don't check writability in test for get\_home\_dir when HOME is undefined
- [#1589](#): Test failures and docs don't build on Mac OS X Lion
- [#1996](#): frontend test tweaks
- [#2011](#): Notebook server can't start cluster with hyphen-containing profile name
- [#2014](#): relax profile regex in notebook
- [#2013](#): brew install pyqt
- [#2005](#): Strange output artifacts in footer of notebook
- [#2012](#): Mono cursor offset
- [#2004](#): Clarify generic message spec vs. Python message API in docs
- [#2006](#): Don't crash when starting notebook server if runnable browser not found
- [#2010](#): notebook: Print a warning (but do not abort) if no webbrowser can be found.
- [#2008](#): pip install virtualenv
- [#2003](#): Wrong case of rmagic in docs

- #2002: Refactor %magic into a lsmagic\_docs API function.
- #2000: kernel.js consistency with generic IPython message format.
- #1999: %magic help: display line and cell magics in alphabetical order.
- #1635: test\_prun\_quotes fails on Windows
- #1984: Cannot restart Notebook when using %%script --bg
- #1981: Clean BG processes created by %%script on kernel exit
- #1994: Fix RST misformatting.
- #1949: Introduce Notebook Magics
- #1985: Kernels should start in notebook dir when manually specified
- #1980: Notebook should check that --notebook-dir exists
- #1951: minor notebook startup/notebook-dir adjustments
- #1969: tab completion in notebook for paths not triggered
- #1974: Allow path completion on notebook.
- #1964: allow multiple instances of a Magic
- #1960: %page not working
- #1991: fix \_ofind attr in %page
- #1982: Shutdown qtconsole problem?
- #1988: check for active frontend in update\_restart\_checkbox
- #1979: Add support for tox (<http://tox.testrun.org/>) and Travis CI (<http://travis-ci.org/>)
- #1989: Parallel: output of %px and %px\${suffix} is inconsistent
- #1966: ValueError: packer could not serialize a simple message
- #1987: Notebook: MathJax offline install not recognized
- #1970: dblclick to restore size of images
- #1983: Notebook does not save heading level
- #1978: Notebook names truncating at the first period
- #1553: Limited size of output cells and provide scroll bars for such output cells
- #1825: second attempt at scrolled long output
- #1915: add cell-level metadata
- #1934: Cell/Worksheet metadata
- #1746: Confirm restart (configuration option, and checkbox UI)
- #1790: Commenting function.
- #1767: Tab completion problems with cell magics



- #1944: [qtconsole] take `%`,`%%` prefix into account for completion
- #1973: fix another FreeBSD \$HOME symlink issue
- #1972: Fix completion of `%tim` in the Qt console
- #1887: Make it easy to resize jpeg/png images back to original size.
- #1967: Fix psums example description in docs
- #1678: ctrl-z clears cell output in notebook when pressed enough times
- #1965: fix for #1678, undo no longer clears cells
- #1952: avoid duplicate “Websockets closed” dialog on ws close
- #1961: UnicodeDecodeError on directory with unicode chars in prompt
- #1963: styling prompt, `{color.Normal}` excepts
- #1962: Support unicode prompts
- #1959: `%page` not working on qtconsole for Windows XP 32-bit
- #1955: update to latest version of vim-ipython
- #1945: Add `-proc` option to `%%script`
- #1957: fix indentation in `kernel.js`
- #1956: move import RemoteError after `get_exc_info`
- #1950: Fix for copy action (Ctrl+C) when there is no pager defined in qtconsole
- #1948: Fix help string for InteractiveShell.`ast_node_interactivity`
- #1941: script magics cause terminal spam
- #1942: swallow stderr of which in `utils.process.find_cmd`
- #1833: completer draws slightly too small on Chrome
- #1940: fix completer css on some Chrome versions
- #1938: remove remaining references to deprecated XREP/XREQ names
- #1924: HTML superscripts not shown raised in the notebook
- #1925: Fix styling of superscripts and subscripts. Closes #1924.
- #1461: User notification if notebook saving fails
- #1936: increase duration of save messages
- #1542: `%save` magic fails in clients without stdin if file already exists
- #1937: add `%save -f`
- #1572: pyreadline version dependency not correctly checked
- #1935: add version checking to pyreadline import test
- #1849: Octave magics

- [#1759](#): github, merge PR(s) just by number(s)
- [#1931](#): Win py3fixes
- [#1646](#): Meaning of restart parameter in client.shutdown() unclear
- [#1933](#): oinspect.find\_file: Additional safety if file cannot be found.
- [#1916](#): %paste doesn't work on py3
- [#1932](#): Fix adding functions to CommandChainDispatcher with equal priority on Py 3
- [#1928](#): Select NoDB by default
- [#1923](#): Add IPython syntax support to the %timeit magic, in line and cell mode
- [#1926](#): Make completer recognize escaped quotes in strings.
- [#1929](#): Ipython-qtconsole (0.12.1) hangs with Python 2.7.3, Windows 7 64 bit
- [#1409](#): [qtconsole] forward delete bring completion into current line
- [#1922](#): py3k compatibility for setupegg.py
- [#1598](#): document that sync\_imports() can't handle "import foo as bar"
- [#1893](#): Update Parallel Magics and Exception Display
- [#1890](#): Docstrings for magics that use @magic\_arguments are rendered wrong
- [#1921](#): magic\_arguments: dedent but otherwise preserve indentation.
- [#1919](#): Use oinspect in CodeMagics.\_find\_edit\_target
- [#1918](#): don't warn in iptest if deathrow/quarantine are missing
- [#1914](#): %pdef failing on python3
- [#1917](#): Fix for %pdef on Python 3
- [#1428](#): Failing test that prun does not clobber string escapes
- [#1913](#): Fix for #1428
- [#1911](#): temporarily skip autoreload tests
- [#1549](#): autoreload extension crashes ipython
- [#1908](#): find\_file errors on windows
- [#1909](#): Fix for #1908, use os.path.normcase for safe filename comparisons
- [#1907](#): py3compat fixes for %%script and tests
- [#1904](#): %%px? doesn't work, shows info for %px, general cell magic problem
- [#1906](#): ofind finds non-unique cell magics
- [#1894](#): Win64 binary install fails
- [#1799](#): Source file not found for magics
- [#1845](#): Fixes to inspection machinery for magics

- [#1774](#): Some magics seems broken
- [#1586](#): Clean up tight coupling between Notebook, CodeCell and Kernel Javascript objects
- [#1632](#): Win32 shell interactivity apparently broke qtconsole “cd” magic
- [#1902](#): Workaround fix for gh-1632; minimal revert of gh-1424
- [#1900](#): Cython libs
- [#1503](#): Cursor is offset in notebook in Chrome 17 on Linux
- [#1426](#): Qt console doesn’t handle the `--gui` flag correctly.
- [#1180](#): Can’t start IPython kernel in Spyder
- [#581](#): test IPython.zmq
- [#1593](#): Name embedded in notebook overrides filename
- [#1899](#): add ScriptMagics to class list for generated config
- [#1618](#): generate or minimize manpages
- [#1898](#): minimize manpages
- [#1896](#): Windows: apparently spurious warning ‘Excluding nonexistent file’ ... test\_exampleip
- [#1897](#): use glob for bad exclusion warning
- [#1215](#): updated `%quickref` to show short-hand for `%sc` and `%sx`
- [#1855](#): `%%script` and `%%file` magics
- [#1863](#): Ability to silence a cell in the notebook
- [#1870](#): add `%%capture` for capturing stdout/err
- [#1861](#): Use `dvipng` to format `sympy.Matrix`
- [#1867](#): Fix 1px margin bouncing of selected menu item.
- [#1889](#): Reconnect when the websocket connection closes unexpectedly
- [#1577](#): If a notebook loses its network connection WebSockets won’t reconnect
- [#1886](#): Fix a bug in renaming notebook
- [#1895](#): Fix error in test suite with `ip.system()`
- [#1762](#): add `locate` entry points
- [#1883](#): Fix vertical offset due to bold/italics, and bad browser fonts.
- [#1875](#): re-write `columnize`, with intermediate step.
- [#1860](#): `IPython.utils.columnize` sometime wrong...
- [#1851](#): new completer for qtconsole.
- [#1892](#): Remove suspicious quotes in `interactiveshell.py`
- [#1854](#): Class `%hierarchy` and `graphviz %%dot` magics

- [#1827](#): Sending tracebacks over ZMQ should protect against unicode failure
- [#1864](#): Rmagic exceptions
- [#1829](#): [notebook] don't care about leading prct in completion
- [#1832](#): Make svg, jpeg and png images resizable in notebook.
- [#1674](#): HTML Notebook carriage-return handling, take 2
- [#1874](#): cython\_magic uses importlib, which doesn't ship with py2.6
- [#1882](#): Remove importlib dependency which not available in Python 2.6.
- [#1878](#): shell access using ! will not fill class or function scope vars
- [#1879](#): Correct stack depth for variable expansion in !system commands
- [#1840](#): New JS completer should merge completions before display
- [#1841](#): [notebook] deduplicate completion results
- [#1736](#): no good error message on missing tkinter and %paste
- [#1741](#): Display message from TryNext error in magic\_paste
- [#1850](#): Remove args/kwargs handling in TryNext, fix %paste error messages.
- [#1663](#): Keep line-endings in ipynb
- [#1872](#): Matplotlib window freezes using intreractive plot in qtconsole
- [#1869](#): Improve CodeMagics.\_find\_edit\_target
- [#1781](#): Colons in notebook name causes notebook deletion without warning
- [#1815](#): Make : invalid in filenames in the Notebook JS code.
- [#1819](#): doc: cleanup the parallel psums example a little
- [#1838](#): externals cleanup
- [#1839](#): External cleanup
- [#1782](#): fix Magic menu in qtconsole, split in groups
- [#1862](#): Minor bind\_kernel improvements
- [#1859](#): kernmagic during console startup
- [#1857](#): Prevent jumping of window to input when output is clicked.
- [#1856](#): Fix 1px jumping of cells and menus in Notebook.
- [#1848](#): task fails with "AssertionError: not enough buffers!" after second resubmit
- [#1852](#): fix chained resubmissions
- [#1780](#): Rmagic extension
- [#1853](#): Fix jumpy notebook behavior
- [#1842](#): task with UnmetDependency error still owned by engine

- [#1847](#): add InlineBackend to ConsoleApp class list
- [#1846](#): Exceptions within multiprocessing crash Ipython notebook kernel
- [#1843](#): Notebook does not exist and permalinks
- [#1837](#): edit magic broken in head
- [#1834](#): resubmitted tasks doesn't have same session name
- [#1836](#): preserve header for resubmitted tasks
- [#1776](#): fix magic menu in qtconsole
- [#1828](#): change default extension to .ipy for %save -r
- [#1800](#): Reintroduce recall
- [#1671](#): `__future__` environments
- [#1830](#): `lsmagic` lists magics in alphabetical order
- [#1835](#): Use Python import in ipython profile config
- [#1773](#): Update SymPy profile: SymPy's `latex()` can now print set and frozenset
- [#1761](#): Edited documentation to use `IPYTHONDIR` in place of `~/.ipython`
- [#1772](#): notebook autocompleate fail when typing number
- [#1822](#): aesthetics pass on `AsyncResult.display_outputs`
- [#1460](#): Redirect http to https for notebook
- [#1287](#): Refactor the notebook tab completion/tooltip
- [#1596](#): In rename dialog, `<return>` should submit
- [#1821](#): ENTER submits the rename notebook dialog.
- [#1750](#): Let the user disable random port selection
- [#1820](#): NotebookApp: Make the number of ports to retry user configurable.
- [#1816](#): Always use filename as the notebook name.
- [#1775](#): `assert_in` not present on Python 2.6
- [#1813](#): Add `assert_in` method to nose for Python 2.6
- [#1498](#): Add tooltip keyboard shortcuts
- [#1711](#): New Tooltip, New Completer and JS Refactor
- [#1798](#): a few simple fixes for docs/parallel
- [#1818](#): possible bug with latex / markdown
- [#1647](#): Aborted parallel tasks can't be resubmitted
- [#1817](#): Change behavior of ipython notebook `-port=...`
- [#1738](#): `IPython.embed_kernel` issues

- [#1610](#): Basic bold and italic in HTML output cells
- [#1576](#): Start and stop kernels from the notebook dashboard
- [#1515](#): impossible to shutdown notebook kernels
- [#1812](#): Ensure `AsyncResult.display_outputs` doesn't display empty streams
- [#1811](#): warn on nonexistent exclusions in `iptest`
- [#1809](#): test suite error in `IPython.zmq` on windows
- [#1810](#): fix for [#1809](#), failing tests in `IPython.zmq`
- [#1808](#): Reposition alternate upload for firefox [need cross browser/OS/language test]
- [#1742](#): Check for `custom_exceptions` only once
- [#1802](#): cythonmagic tests should be skipped if Cython not available
- [#1062](#): warning message in `IPython.extensions` test
- [#1807](#): add missing cython exclusion in `iptest`
- [#1805](#): Fixed a `vcvarsall.bat` error on win32/Py2.7 when trying to compile with m...
- [#1803](#): MPI parallel `%px` bug
- [#1804](#): Fixed a `vcvarsall.bat` error on win32/Py2.7 when trying to compile with mingw.
- [#1492](#): Drag target very small if IPython Dashboard has no notebooks
- [#1562](#): Offer a method other than drag-n-drop to upload notebooks
- [#1739](#): Dashboard improvement (necessary merge of [#1658](#) and [#1676](#) + fix [#1492](#))
- [#1770](#): Cython related magic functions
- [#1532](#): `qtconsole` does not accept `-gui` switch
- [#1707](#): Accept `-gui=<...>` switch in `IPython qtconsole`.
- [#1797](#): Fix comment which breaks Emacs syntax highlighting.
- [#1796](#): `%gui` magic broken
- [#1795](#): fix `%gui` magic
- [#1788](#): extreme truncating of return values
- [#1793](#): Raise repr limit for strings to 80 characters (from 30).
- [#1794](#): don't use XDG path on OS X
- [#1777](#): `ipython` crash on wrong encoding
- [#1792](#): Unicode-aware logger
- [#1791](#): update `zmqshell` magics
- [#1787](#): DOC: Remove regression from qt-console docs.
- [#1785](#): `IPython.utils.tests.test_process.SubProcessTestCase`

- [#1758](#): test\_pr, fallback on http if git protocol fail, and SSL errors...
- [#1786](#): Make notebook save failures more salient
- [#1748](#): Fix some tests for Python 3.3
- [#1755](#): test for pygments before running qt tests
- [#1771](#): Make default value of interactivity passed to run\_ast\_nodes configurable
- [#1783](#): part of PR #1606 (loadpy -> load) erased by magic refactoring.
- [#1784](#): restore loadpy to load
- [#1768](#): Update parallel magics
- [#1778](#): string exception in IPython/core/magic.py:232
- [#1779](#): Tidy up error raising in magic decorators.
- [#1769](#): Allow cell mode timeit without setup code.
- [#1716](#): Fix for fake filenames in verbose traceback
- [#1763](#): [qtconsole] fix append\_plain\_html -> append\_html
- [#1766](#): Test failure in IPython.parallel
- [#1611](#): IPEP1: Cell magics and general cleanup of the Magic system
- [#1732](#): Refactoring of the magics system and implementation of cell magics
- [#1765](#): test\_pr should clear PYTHONPATH for the subprocesses
- [#1630](#): Merge divergent Kernel implementations
- [#1705](#): [notebook] Make pager resizable, and remember size...
- [#1606](#): Share code for %pycat and %loadpy, make %pycat aware of URLs
- [#1720](#): Adding interactive inline plotting to notebooks with flot
- [#1701](#): [notebook] Open HTML links in a new window by default
- [#1757](#): Open IPython notebook hyperlinks in a new window using target=\_blank
- [#1735](#): Open IPython notebook hyperlinks in a new window using target=\_blank
- [#1754](#): Fix typo encontres->encounters
- [#1753](#): Clear window title when kernel is restarted
- [#735](#): Images missing from XML/SVG export (for me)
- [#1449](#): Fix for bug #735 : Images missing from XML/SVG export
- [#1752](#): Reconnect Websocket when it closes unexpectedly
- [#1751](#): Reconnect Websocket when it closes unexpectedly
- [#1749](#): Load MathJax.js using HTTPS when IPython notebook server is HTTPS
- [#1743](#): Tooltip completer js refactor

- [#1700](#): A module for sending custom user messages from the kernel.
- [#1745](#): `htmlnotebook`: Cursor is off
- [#1728](#): `ipython` crash with `matplotlib` during picking
- [#1681](#): add qt config option to `clear_on_kernel_restart`
- [#1733](#): Tooltip completer js refactor
- [#1676](#): Kernel status/shutdown from dashboard
- [#1658](#): Alternate notebook upload methods
- [#1727](#): terminate kernel after `embed_kernel` tests
- [#1737](#): add `HistoryManager` to `ipapp` class list
- [#945](#): Open a notebook from the command line
- [#1686](#): ENH: Open a notebook from the command line
- [#1709](#): fixes [#1708](#), failing test in `arg_split` on windows
- [#1718](#): Use `CRegExp` trait for regular expressions.
- [#1729](#): Catch failure in `repr()` for `%whos`
- [#1726](#): use `eval` for command-line args instead of `exec`
- [#1723](#): `scatter/gather` fail with `targets='all'`
- [#1724](#): fix `scatter/gather` with `targets='all'`
- [#1725](#): add `-no-ff` to git pull in `test_pr`
- [#1722](#): unicode exception when evaluating expression with non-ascii characters
- [#1721](#): Tooltip completer js refactor
- [#1657](#): Add `wait` optional argument to `hooks.editor`
- [#123](#): Define `sys.ps{1,2}`
- [#1717](#): Define generic `sys.ps{1,2,3}`, for use by scripts.
- [#1442](#): cache-size issue in `qtconsole`
- [#1691](#): Finish PR [#1446](#)
- [#1446](#): Fixing Issue [#1442](#)
- [#1710](#): update MathJax CDN url for https
- [#81](#): Autocall fails if first function argument begins with “-” or “+”
- [#1713](#): Make autocall regexp’s configurable.
- [#211](#): paste command not working
- [#1703](#): Allow `TryNext` to have an error message without it affecting the command chain
- [#1714](#): minor adjustments to `test_pr`



- [#1509](#): New tooltip for notebook
- [#1697](#): Major refactoring of the Notebook, Kernel and CodeCell JavaScript.
- [#788](#): Progress indicator in the notebook (and perhaps the Qt console)
- [#1034](#): Single process Qt console
- [#1557](#): magic function conflict while using `--pylab`
- [#1476](#): Pylab figure objects not properly updating
- [#1704](#): ensure all needed qt parts can be imported before settling for one
- [#1708](#): test failure in `arg_split` on windows
- [#1706](#): Mark `test_push_numpy_nocopy` as a known failure for Python 3
- [#1696](#): notebook tooltip fail on function with number
- [#1698](#): fix tooltip on token with number
- [#1226](#): Windows GUI only (pythonw) bug for IPython on Python 3.x
- [#1245](#): pythonw py3k fixes for issue [#1226](#)
- [#1417](#): Notebook Completer Class
- [#1690](#): [Bogus] Deliberately make a test fail
- [#1685](#): Add script to test pull request
- [#1167](#): Settle on a choice for `$IPYTHONDIR`
- [#1693](#): deprecate `IPYTHON_DIR` in favor of `IPYTHONDIR`
- [#1672](#): `ipython-qtconsole.desktop` is using a deprecated format
- [#1695](#): Avoid deprecated warnings from `ipython-qtconsole.desktop`.
- [#1694](#): Add quote to notebook to allow it to load
- [#1240](#): `sys.path` missing `' '` as first entry when kernel launched without interface
- [#1689](#): Fix `sys.path` missing `"` as first entry in `ipython kernel`.
- [#1683](#): Parallel controller failing with Pymongo 2.2
- [#1687](#): import Binary from bson instead of pymongo
- [#1614](#): Display Image in Qtconsole
- [#1616](#): Make `IPython.core.display.Image` less notebook-centric
- [#1684](#): CLN: Remove redundant function definition.
- [#1655](#): Add `%open` magic command to open editor in non-blocking manner
- [#1677](#): middle-click paste broken in notebook
- [#1670](#): Point `%pastebin` to gist
- [#1667](#): Test failure in `test_message_spec`

- #1668: Test failure in IPython.zmq.tests.test\_message\_spec.test\_complete “‘pyout’ != ‘status’”
- #1669: handle pyout messages in test\_message\_spec
- #1295: add binary-tree engine interconnect example
- #1642: Cherry-picked commits from 0.12.1 release
- #1659: Handle carriage return characters (“r”) in HTML notebook output.
- #1313: Figure out MathJax 2 support
- #1653: Test failure in IPython.zmq
- #1656: ensure kernels are cleaned up in embed\_kernel tests
- #1666: pip install ipython==dev installs version 0.8 from an old svn repo
- #1664: InteractiveShell.run\_code: Update docstring.
- #1512: `print stuff`, should avoid newline
- #1662: Delay flushing softspace until after cell finishes
- #1643: handle jpg/jpeg in the qtconsole
- #966: dreload fails on Windows XP with iPython 0.11 “Unexpected Error”
- #1500: dreload doesn’t seem to exclude numpy
- #1520: kernel crash when showing tooltip (?)
- #1652: add patch\_pyzmq() for backporting a few changes from newer pyzmq
- #1650: DOC: moving files with SSH launchers
- #1357: add IPython.embed\_kernel()
- #1640: Finish up embed\_kernel
- #1651: Remove bundled Itpl module
- #1634: incremental improvements to SSH launchers
- #1649: move examples/test\_embed into examples/tests/embed
- #1171: Recognise virtualenvs
- #1479: test\_extension failing in Windows
- #1633: Fix installing extension from local file on Windows
- #1644: Update copyright date to 2012
- #1636: Test\_deepreload breaks pylab irunner tests
- #1645: Exclude UserDict when deep reloading NumPy.
- #1454: make it possible to start engine in ‘disabled’ mode and ‘enable’ later
- #1641: Escape code for the current time in PromptManager
- #1638: ipython console clobbers custom sys.path

- [#1637](#): Removed a `:` which shouldn't have been there
- [#1536](#): ipython 0.12 embed shell won't run startup scripts
- [#1628](#): error: QApplication already exists in TestKillRing
- [#1631](#): TST: QApplication doesn't quit early enough with PySide.
- [#1629](#): evaluate a few dangling `validate_message` generators
- [#1621](#): clear `In[]` prompt numbers on "Clear All Output"
- [#1627](#): Test the Message Spec
- [#1470](#): SyntaxError on setup.py install with Python 3
- [#1624](#): Fixes for byte-compilation on Python 3
- [#1612](#): `pylab=inline fig.show()` non-existent in notebook
- [#1615](#): Add `show()` method to figure objects.
- [#1622](#): `deepreload` fails on Python 3
- [#1625](#): Fix `deepreload` on Python 3
- [#1626](#): Failure in new `dreload` tests under Python 3.2
- [#1623](#): iPython / matplotlib Memory error with `imshow`
- [#1619](#): `pyin` messages should have `execution_count`
- [#1620](#): `pyin` message now have `execution_count`
- [#32](#): `dreload` produces spurious traceback when `numpy` is involved
- [#1457](#): Update `deepreload` to use a rewritten `knee.py`. Fixes `dreload(numpy)`.
- [#1613](#): allow `map` / `parallel` function for single-engine views
- [#1609](#): exit notebook cleanly on SIGINT, SIGTERM
- [#1531](#): Function keyword completion fails if cursor is in the middle of the complete parentheses
- [#1607](#): cleanup `sqlitedb` temporary db file after tests
- [#1608](#): don't rely on `timedelta.total_seconds` in `AsyncResult`
- [#1421](#): `ipython32 %run -d` breaks with `NameError` name `'execfile'` is not defined
- [#1599](#): Fix for `%run -d` on Python 3
- [#1201](#): `%env` magic fails with Python 3.2
- [#1602](#): Fix `%env` magic on Python 3.
- [#1603](#): Remove `python3` profile
- [#1604](#): Exclude `IPython.quarantine` from installation
- [#1601](#): Security file is not removed after shutdown by `Ctrl+C` or `kill -INT`
- [#1600](#): Specify encoding for `io.open` in `notebook_reformat` tests

- [#1605](#): Small fixes for Animation and Progress notebook
- [#1452](#): Bug fix for approval
- [#13](#): Improve robustness and debuggability of test suite
- [#70](#): IPython should prioritize `__all__` during tab completion
- [#1529](#): `__all__` feature, improvement to `dir2`, and tests for both
- [#1475](#): Custom namespace for `%run`
- [#1564](#): calling `.abort` on `AsyncMapResult` results in traceback
- [#1548](#): add sugar methods/properties to `AsyncResult`
- [#1535](#): Fix pretty printing dispatch
- [#1522](#): Discussion: some potential Qt console refactoring
- [#1399](#): Use LaTeX to print various built-in types with the SymPy printing extension
- [#1597](#): re-enter `kernel.eventloop` after catching SIGINT
- [#1490](#): rename plaintext cell -> raw cell
- [#1487](#): `%notebook` fails in qtconsole
- [#1545](#): trailing newline not preserved in splitline ipynb
- [#1480](#): Fix `%notebook` magic, etc. `nbformat` unicode tests and fixes
- [#1588](#): Gtk3 integration with ipython works.
- [#1595](#): Examples syntax (avoid errors installing on Python 3)
- [#1526](#): Find encoding for Python files
- [#1594](#): Fix writing git commit ID to a file on build with Python 3
- [#1556](#): shallow-copy DictDB query results
- [#1499](#): various pyflakes issues
- [#1502](#): small changes in response to pyflakes pass
- [#1445](#): Don't build sphinx docs for sdist
- [#1484](#): unhide `.git_commit_info.ini`
- [#1538](#): store git commit hash in `utils._sysinfo` instead of hidden data file
- [#1546](#): attempt to suppress exceptions in channel threads at shutdown
- [#1524](#): unhide `git_commit_info.ini`
- [#1559](#): update `tools/github_stats.py` to use GitHub API v3
- [#1563](#): `clear_output` improvements
- [#1558](#): Ipython testing documentation still mentions twisted and trial
- [#1560](#): remove obsolete discussion of Twisted/trial from testing docs

- [#1561](#): Qtconsole - nonstandard a and b
- [#1569](#): BUG: qtconsole – non-standard handling of a and b. [Fixes [#1561](#)]
- [#1574](#): BUG: Ctrl+C crashes wx pylab kernel in qtconsole
- [#1573](#): BUG: Ctrl+C crashes wx pylab kernel in qtconsole.
- [#1590](#): ‘iPython3 qtconsole’ doesn’t work in Windows 7
- [#602](#): User test the html notebook
- [#613](#): Implement Namespace panel section
- [#879](#): How to handle Javascript output in the notebook
- [#1255](#): figure.show() raises an error with the inline backend
- [#1467](#): Document or bundle a git-integrated facility for stripping VCS-unfriendly binary data
- [#1237](#): Kernel status and logout button overlap
- [#1319](#): Running a cell with ctrl+Enter selects text in cell
- [#1571](#): module member autocomplete should respect `__all__`
- [#1566](#): ipython3 doesn’t run in Win7 with Python 3.2
- [#1568](#): fix PR [#1567](#)
- [#1567](#): Fix: openssh\_tunnel did not parse port in `server`
- [#1565](#): fix `AsyncResult.abort`
- [#1550](#): Crash when starting notebook in a non-ascii path
- [#1552](#): use `os.getcwd` in `NotebookManager`
- [#1554](#): wrong behavior of the `all` function on iterators
- [#1541](#): `display_pub` flushes `stdout/err`
- [#1539](#): Asynchronous issue when using `clear_display` and `print x,y,z`
- [#1544](#): make `MultiKernelManager.kernel_manager_class` configurable
- [#1494](#): Untrusted Secure Websocket broken on latest chrome dev
- [#1521](#): only install `ipython-qtconsole` gui script on Windows
- [#1528](#): Tab completion optionally respects `__all__` (+ `dir2()` cleanup)
- [#1527](#): Making a progress bar work in IPython Notebook
- [#1497](#): `__all__` functionality added to `dir2(obj)`
- [#1518](#): Pretty printing exceptions is broken
- [#811](#): Fixes for ipython unhandled `OSError` exception on failure of `os.getcwd()`
- [#1517](#): Fix indentation bug in `IPython/lib/pretty.py`
- [#1519](#): BUG: Include the name of the exception type in its pretty format.

- [#1525](#): A hack for auto-complete numpy recarray
- [#1489](#): Fix zero-copy push
- [#1401](#): numpy arrays cannot be used with `View.apply()` in Python 3
- [#1477](#): fix dangling `buffer` in `IPython.parallel.util`
- [#1514](#): DOC: Fix references to `IPython.lib.pretty` instead of the old location
- [#1511](#): Version comparison error ( `'2.1.11' < '2.1.4' ==> True`)
- [#1506](#): “Fixing” the Notebook scroll to help in visually comparing outputs
- [#1481](#): BUG: Improve placement of `CallTipWidget`
- [#1241](#): When our debugger class is used standalone `_oh` key errors are thrown
- [#676](#): `IPython.embed()` from `ipython` crashes twice on exit
- [#1496](#): BUG: LBYL when clearing the output history on shutdown.
- [#1507](#): python3 notebook: `TypeError: unorderable types`
- [#1508](#): fix sorting profiles in `clustermanager`
- [#1495](#): BUG: Fix pretty-printing for overzealous objects
- [#1505](#): SQLite objects created in a thread can only be used in that same thread
- [#1482](#): `%history` documentation out of date?
- [#1501](#): `dreload` doesn't seem to exclude numpy
- [#1472](#): more general fix for [#662](#)
- [#1486](#): save state of `qtconsole`
- [#1485](#): add history search to `qtconsole`
- [#1483](#): updated `magic_history` docstring
- [#1383](#): First version of cluster web service.
- [#482](#): `test_run.test_tclass` fails on Windows
- [#1398](#): fix `%tb` after `SyntaxError`
- [#1478](#): key function or lambda in sorted function doesn't find global variables
- [#1415](#): handle `exit/quit/exit()/quit()` variants in `zmqconsole`
- [#1440](#): Fix for failing testsuite when using `--with-xml-coverage` on windows.
- [#1419](#): Add `%install_ext` magic function.
- [#1424](#): Win32 shell interactivity
- [#1434](#): Controller should schedule tasks of multiple clients at the same time
- [#1268](#): notebook `%reset` magic fails with `StdinNotImplementedError`
- [#1438](#): from `cherryipy` import `expose` fails when running script from parent directory

- [#1468](#): Simplify structure of a Job in the TaskScheduler
- [#875](#): never build unicode error messages
- [#1107](#): Tab autocompletion can suggest invalid syntax
- [#1447](#): 1107 - Tab autocompletion can suggest invalid syntax
- [#1469](#): Fix typo in comment (insert space)
- [#1463](#): Fix completion when importing modules in the cwd.
- [#1437](#): unfriendly error handling with pythonw and ipython-qtconsole
- [#1466](#): Fix for issue [#1437](#), unfriendly windows qtconsole error handling
- [#1432](#): Fix ipython directive
- [#1465](#): allow `ipython help subcommand syntax`
- [#1394](#): Wishlist: Remove hard dependency on ctypes
- [#1416](#): Conditional import of ctypes in inpuhook
- [#1462](#): expedite parallel tests
- [#1418](#): Strict mode in javascript
- [#1410](#): Add javascript library and css stylesheet loading to JS class.
- [#1427](#): [#922](#) again
- [#1448](#): Fix for [#875](#) Never build unicode error messages
- [#1458](#): use eval to uncan References
- [#1455](#): Python3 install fails
- [#1450](#): load mathjax from CDN via https
- [#1182](#): Qtconsole, multiwindow
- [#1439](#): Notebook not storing heading celltype information
- [#1451](#): include heading level in JSON
- [#1444](#): Fix pyhton -> python typos
- [#1412](#): Input parsing issue with `%prun`
- [#1414](#): ignore errors in `shell.var_expand`
- [#1441](#): (1) Enable `IPython.notebook.kernel.execute` to publish `display_*` even it is not called with a code cell and (2) remove empty html element when execute `"display_*`"
- [#1431](#): Beginner Error: ipython qtconsole
- [#1436](#): `"ipython-qtconsole -gui qt"` hangs on 64-bit win7
- [#1433](#): websocket connection fails on Chrome
- [#1430](#): Fix for tornado check for tornado < 1.1.0

- [#1408](#): test\_get\_home\_dir\_3 failed on Mac OS X
- [#1413](#): get\_home\_dir expands symlinks, adjust test accordingly
- [#1420](#): fixes [#922](#)
- [#823](#): KnownFailure tests appearing as errors
- [#1385](#): updated and prettified magic doc strings
- [#1406](#): Browser selection
- [#1411](#): ipcluster starts 8 engines “successfully” but Client only finds two
- [#1375](#): %history -g -f file encoding issue
- [#1377](#): Saving non-ascii history
- [#797](#): Source introspection needs to be smarter in python 3.2
- [#846](#): Autoreload extension doesn’t work with Python 3.2
- [#1360](#): IPython notebook not starting on winXP
- [#1407](#): Qtconsole segfaults on OSX when displaying some pop-up function tooltips
- [#1402](#): fix symlinked /home issue for FreeBSD
- [#1403](#): pyreadline cyclic dependency with pdb++/pdbpp module
- [#1405](#): Only monkeypatch xunit when the tests are run using it.
- [#1404](#): Feature Request: List/Dictionary tab completion
- [#1395](#): Xunit & KnownFailure
- [#1396](#): Fix for %tb magic.
- [#1397](#): Stay or leave message not working, Safari session lost.
- [#1389](#): pylab=inline inoperant through ssh tunnelling?
- [#1386](#): Jsd3
- [#1388](#): Add simple support for running inside a virtualenv
- [#826](#): Add support for creation of parallel task when no engine is running
- [#1391](#): Improve Hub/Scheduler when no engines are registered
- [#1369](#): load header with engine id when engine dies in TaskScheduler
- [#1345](#): notebook can’t save unicode as script
- [#1353](#): Save notebook as script using unicode file handle.
- [#1352](#): Add ‘-m mod : run library module as a script’ option.
- [#1363](#): Fix some minor color/style config issues in the qtconsole
- [#1371](#): Adds a quiet keyword to sync\_imports
- [#1390](#): Blank screen for notebooks on Safari



- [#1387](#): Fixing Cell menu to update cell type select box.
- [#645](#): Standalone WX GUI support is broken
- [#1296](#): Wx gui example: fixes the broken example for `%gui wx`.
- [#1254](#): typo in notebooklist.js breaks links
- [#781](#): Users should be able to clone a notebook
- [#1372](#): ipcontroller cleans up connection files unless reuse=True
- [#1374](#): remove calls to meaningless ZMQStream.on\_err
- [#1382](#): Update RO for Notebook
- [#1370](#): allow draft76 websockets (Safari)
- [#1368](#): Ensure handler patterns are str, not unicode
- [#1379](#): Sage link on website homepage broken
- [#1376](#): FWIW does not work with Chrome 16.0.912.77 Ubuntu 10.10
- [#1358](#): Cannot install ipython on Windows 7 64-bit
- [#1367](#): Ctrl - m t does not toggle output in chrome
- [#1359](#): [sympyparsing] MathJax can't render  $\sqrt[n]{m}$
- [#1337](#): Tab in the notebook after ( should not indent, only give a tooltip
- [#1339](#): Notebook printing broken
- [#1344](#): Ctrl + M + L does not toggle line numbering in htmlnotebook
- [#1348](#): Ctrl + M + M does not switch to markdown cell
- [#1361](#): Notebook bug fix branch
- [#1364](#): avoid jsonlib returning Decimal
- [#1362](#): Don't log complete contents of history replies, even in debug
- [#888](#): ReST support in notebooks
- [#1205](#): notebook stores HTML escaped text in the file
- [#1351](#): add IPython.embed\_kernel()
- [#1243](#): magic commands without % are not completed properly in htmlnotebook
- [#1347](#): fix weird magic completion in notebook
- [#1355](#): notebook.html extends layout.html now
- [#1354](#): min and max in the notebook
- [#1346](#): fixups for alternate URL prefix stuff
- [#1336](#): crack at making notebook.html use the layout.html template
- [#1331](#): RST and heading cells

- [#1350](#): Add ‘-m mod : run library module as a script’ option
- [#1247](#): fixes a bug causing extra newlines after comments.
- [#1329](#): add base\_url to notebook configuration options
- [#1332](#): notebook - allow prefixes in URL path.
- [#1317](#): Very slow traceback construction from Cython extension
- [#1341](#): Don’t attempt to tokenize binary files for tracebacks
- [#1300](#): Cell Input collapse
- [#1334](#): added key handler for control-s to notebook, seems to work pretty well
- [#1338](#): Fix see also in docstrings so API docs build
- [#1335](#): Notebook toolbar UI
- [#1299](#): made notebook.html extend layout.html
- [#1318](#): make Ctrl-D in qtconsole act same as in terminal (ready to merge)
- [#873](#): ReST support in notebook frontend
- [#1139](#): Notebook webkit notification
- [#1314](#): Insertcell
- [#1328](#): Coverage
- [#1206](#): don’t preserve fixConsole output in json
- [#1330](#): Add linewrapping to text cells (new feature in CodeMirror).
- [#1309](#): Inoculate clearcmd extension into %reset functionality
- [#1327](#): Updatecm2
- [#1326](#): Removing Ace edit capability.
- [#1325](#): forgotten selected\_cell -> get\_selected\_cell
- [#1316](#): Pass subprocess test runners a suitable location for xunit output
- [#1315](#): Collect results from subprocess runners and spit out Xunit XML output.
- [#1233](#): Update CodeMirror to the latest version
- [#1234](#): Refactor how the notebook focuses cells
- [#1235](#): After upgrading CodeMirror check the status of some bugs
- [#1236](#): Review how select is called when notebook cells are inserted
- [#1303](#): Updatecm
- [#1311](#): Fixing CM related indentation problems.
- [#1304](#): controller/server load can disrupt heartbeat
- [#1312](#): minor heartbeat tweaks

- [#1302](#): Input parsing with `%prun` clobbers escapes
- [#1306](#): Fix `%prun` input parsing for escaped characters (closes [#1302](#))
- [#1251](#): IPython-0.12 can't import map module on Python 3.1
- [#1202](#): Pyreadline install exclusion for 64 bit windows no longer required, version dependency not correctly specified.
- [#1301](#): New "Fix for issue [#1202](#)" based on current master.
- [#1242](#): changed key map name to match changes to python mode
- [#1203](#): Fix for issue [#1202](#)
- [#1289](#): Make autoreload extension work on Python 3.
- [#1263](#): Different 'C-x' for shortcut, 'C-m c' not toCodeCell anymore
- [#1259](#): Replace "from (.l.) import" with absolute imports.
- [#1278](#): took a crack at making notebook.html extend layout.html
- [#1210](#): Add 'quiet' option to suppress screen output during `%prun` calls, edited dochelp
- [#1288](#): Don't ask for confirmation when stdin isn't available
- [#1290](#): Cell-level cut & paste overwrites multiple cells
- [#1291](#): Minor, but important fixes to cut/copy/paste.
- [#1293](#): TaskScheduler.hwm default value
- [#1294](#): TaskScheduler.hwm default to 1 instead of 0
- [#1281](#): in Hub: registration\_timeout must be an integer, but heartmonitor.period is CFloat
- [#1283](#): HeartMonitor.period should be an Integer
- [#1162](#): Allow merge/split adjacent cells in notebook
- [#1264](#): Aceify
- [#1261](#): Mergesplit
- [#1269](#): Another strange input handling error
- [#1284](#): a fix for GH 1269
- [#1232](#): Dead kernel loop
- [#1279](#): ImportError: cannot import name S1 (from logging)
- [#1276](#): notebook menu item to send a KeyboardInterrupt to the kernel
- [#1213](#): BUG: Minor typo in history\_console\_widget.py
- [#1248](#): IPython notebook doesn't work with latest version of tornado
- [#1267](#): add NoDB for non-recording Hub
- [#1222](#): allow Reference as callable in map/apply

- [#1257](#): use `self.kernel_manager_class` in `qtconsoleapp`
- [#1220](#): Open a new notebook while connecting to an existing kernel (opened by `qtconsole` or terminal or standalone)
- [#1253](#): set `auto_create` flag for notebook apps
- [#1260](#): heartbeat failure on long gil-holding operation
- [#1262](#): Heartbeat no longer shares the app's Context
- [#1225](#): `SyntaxError` display broken in Python 3
- [#1229](#): Fix display of `SyntaxError` in Python 3
- [#1256](#): Dewijmoize
- [#1246](#): Skip tests that require X, when importing `pylab` results in `RuntimeError`.
- [#1250](#): Wijmoize
- [#1244](#): can not input chinese word “”, exit right now
- [#1194](#): Adding Opera 11 as a compatible browser for `ipython notebook`
- [#1198](#): Kernel Has Died error in Notebook
- [#1211](#): serve local files in `notebook-dir`
- [#1224](#): edit text cells on double-click instead of single-click
- [#1187](#): misc notebook: connection file cleanup, first heartbeat, startup flush
- [#1207](#): fix `loadpy` duplicating newlines
- [#1060](#): Always save the `.py` file to disk next to the `.ipynb`
- [#1066](#): execute cell in place should preserve the current insertion-point in the notebook
- [#1141](#): “In” numbers are not invalidated when restarting kernel
- [#1231](#): `pip` on OSX tries to install files in `/System` directory.
- [#1129](#): Unified `setup.py`
- [#1199](#): Reduce `IPython.external.*`
- [#1219](#): Make all the static files path absolute.
- [#1218](#): Added `-q` option to `%prun` for suppression of the output, along with editing the `dochelp` string.
- [#1217](#): Added `-q` option to `%prun` for suppression of the output, along with editing the `dochelp` string
- [#1216](#): `Pdb` tab completion does not work in `QtConsole`
- [#1197](#): Interactive shell trying to: `from ... import history`
- [#1175](#): `core.completer`: Clean up excessive and unused code.
- [#1208](#): should `dv.sync_import` print failed imports ?
- [#1186](#): `payloadpage.py` not used by `qtconsole`

- [#1204](#): double newline from `%loadpy` in python notebook (at least on mac)
- [#1192](#): Invalid JSON data
- [#1196](#): docs: looks like a file path might have been accidentally pasted in the middle of a word
- [#1189](#): Right justify of 'in' prompt in variable prompt size configurations
- [#1185](#): ipython console not work proper with stdout...
- [#1191](#): profile/startup files not executed with “notebook”
- [#1190](#): Fix link to Chris Fongesbeck blog post about 0.11 highlights.
- [#1174](#): Remove `%install_default_config` and `%install_profiles`

## 2.11 0.12 Series

### 2.11.1 Release 0.12.1

IPython 0.12.1 is a bugfix release of 0.12, pulling only bugfixes and minor cleanup from 0.13, timed for the Ubuntu 12.04 LTS release.

See the [list of fixed issues](#) for specific backported issues.

### 2.11.2 Release 0.12

IPython 0.12 contains several major new features, as well as a large amount of bug and regression fixes. The 0.11 release brought with it a lot of new functionality and major refactorings of the codebase; by and large this has proven to be a success as the number of contributions to the project has increased dramatically, proving that the code is now much more approachable. But in the refactoring inevitably some bugs were introduced, and we have also squashed many of those as well as recovered some functionality that had been temporarily disabled due to the API changes.

The following major new features appear in this version.

#### An interactive browser-based Notebook with rich media support

A powerful new interface puts IPython in your browser. You can start it with the command `ipython notebook`:

This new interface maintains all the features of IPython you are used to, as it is a new client that communicates with the same IPython kernels used by the terminal and Qt console. But the web notebook provides for a different workflow where you can integrate, along with code execution, also text, mathematical expressions, graphics, video, and virtually any content that a modern browser is capable of displaying.

You can save your work sessions as documents that retain all these elements and which can be version controlled, emailed to colleagues or saved as HTML or PDF files for printing or publishing statically on the web. The internal storage format is a JSON file that can be easily manipulated for manual exporting to other formats.

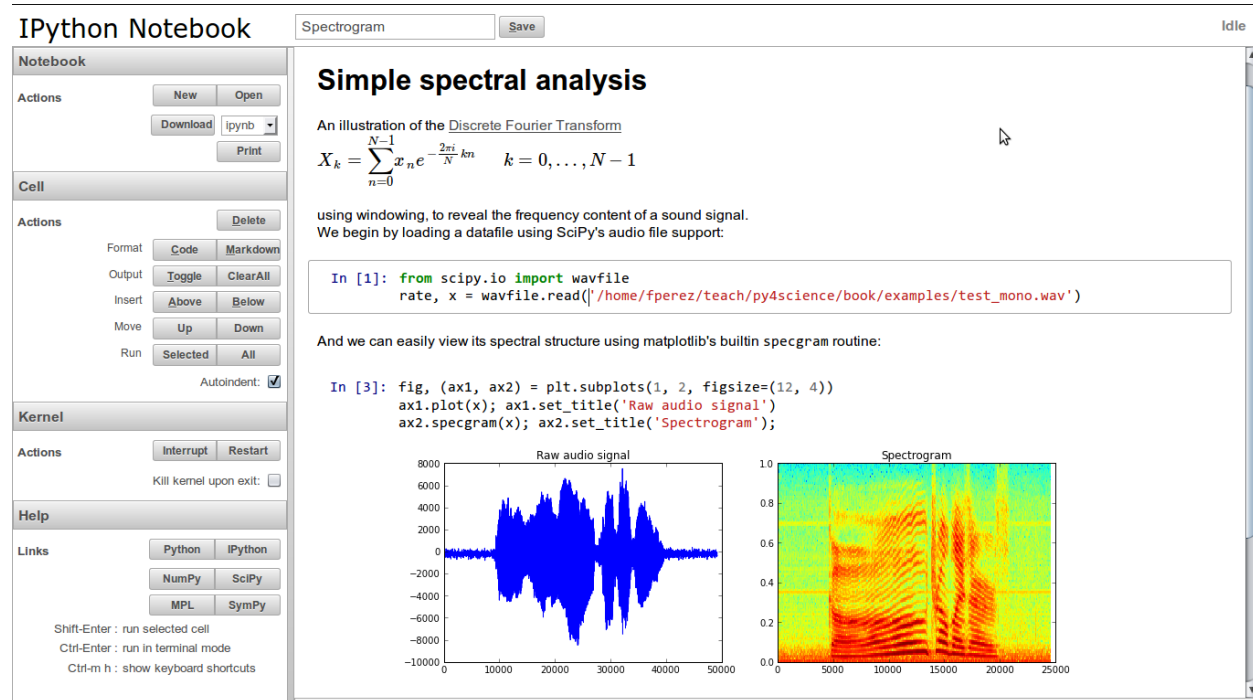


Fig. 2.3: The new IPython notebook showing text, mathematical expressions in LaTeX, code, results and embedded figures created with Matplotlib.

This Notebook is a major milestone for IPython, as for years we have tried to build this kind of system. We were inspired originally by the excellent implementation in Mathematica, we made a number of attempts using older technologies in earlier Summer of Code projects in 2005 (both students and Robert Kern developed early prototypes), and in recent years we have seen the excellent implementation offered by the Sage <http://sagemath.org> system. But we continued to work on something that would be consistent with the rest of IPython's design, and it is clear now that the effort was worth it: based on the ZeroMQ communications architecture introduced in version 0.11, the notebook can now retain 100% of the features of the real IPython. But it can also provide the rich media support and high quality Javascript libraries that were not available in browsers even one or two years ago (such as high-quality mathematical rendering or built-in video).

The notebook has too many useful and important features to describe in these release notes; our documentation now contains a directory called `examples/notebooks` with several notebooks that illustrate various aspects of the system. You should start by reading those named `00_notebook_tour.ipynb` and `01_notebook_introduction.ipynb` first, and then can proceed to read the others in any order you want.

To start the notebook server, go to a directory containing the notebooks you want to open (or where you want to create new ones) and type:

```
ipython notebook
```

You can see all the relevant options with:

```
ipython notebook --help
ipython notebook --help-all # even more
```

and just like the Qt console, you can start the notebook server with pylab support by using:

```
ipython notebook --pylab
```

for floating matplotlib windows or:

```
ipython notebook --pylab inline
```

for plotting support with automatically inlined figures. Note that it is now possible also to activate pylab support at runtime via `%pylab`, so you do not need to make this decision when starting the server.

See [the Notebook docs](#) for technical details.

## Two-process terminal console

Based on the same architecture as the notebook and the Qt console, we also have now a terminal-based console that can connect to an external IPython kernel (the same kernels used by the Qt console or the notebook, in fact). While this client behaves almost identically to the usual IPython terminal application, this capability can be very useful to attach an interactive console to an existing kernel that was started externally. It lets you use the interactive `%debug` facilities in a notebook, for example (the web browser can't interact directly with the debugger) or debug a third-party code where you may have embedded an IPython kernel.

This is also something that we have wanted for a long time, and which is a culmination (as a team effort) of the work started last year during the 2010 Google Summer of Code project.

## Tabbed QtConsole

The QtConsole now supports starting multiple kernels in tabs, and has a menubar, so it looks and behaves more like a real application. Keyboard enthusiasts can disable the menubar with ctrl-shift-M ([PR #887](#)).

## Full Python 3 compatibility

IPython can now be installed from a single codebase on Python 2 and Python 3. The installation process for Python 3 automatically runs 2to3. The same 'default' profile is now used for Python 2 and 3 (the previous version had a separate 'python3' profile).

## Standalone Kernel

The `ipython kernel` subcommand has been added, to allow starting a standalone kernel, that can be used with various frontends. You can then later connect a Qt console or a terminal console to this kernel by typing e.g.:

```
ipython qtconsole --existing
```

if it's the only one running, or by passing explicitly the connection parameters (printed by the kernel at startup).

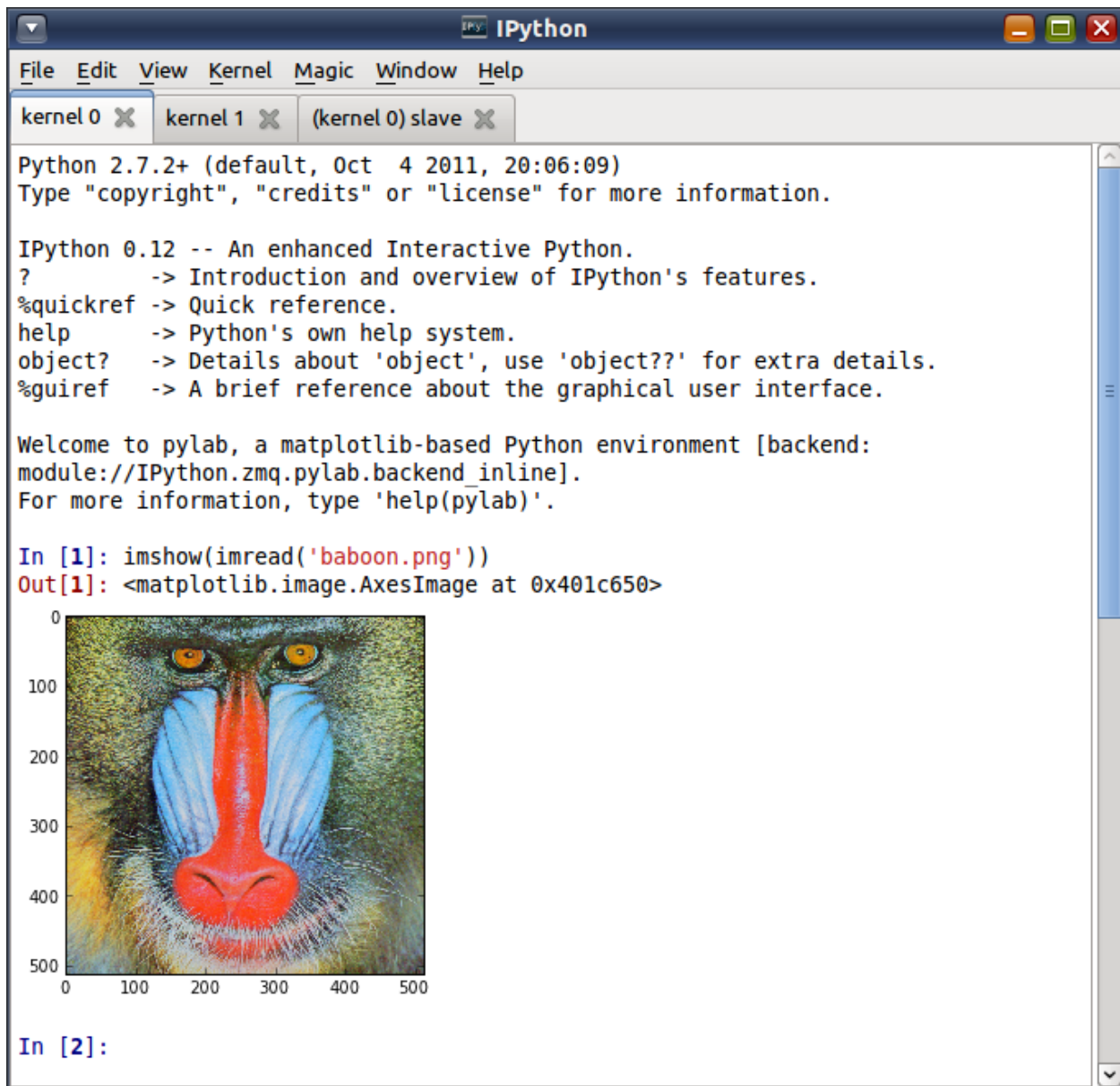


Fig. 2.4: The improved Qt console for IPython, now with tabs to control multiple kernels and full menu support.



## PyPy support

The terminal interface to IPython now runs under [PyPy](#). We will continue to monitor PyPy's progress, and hopefully before long at least we'll be able to also run the notebook. The Qt console may take longer, as Qt is a very complex set of bindings to a huge C++ library, and that is currently the area where PyPy still lags most behind. But for everyday interactive use at the terminal, with this release and PyPy 1.7, things seem to work quite well from our admittedly limited testing.

## Other important new features

- **SSH Tunnels:** In 0.11, the `IPython.parallel` Client could tunnel its connections to the Controller via ssh. Now, the QtConsole *supports* ssh tunneling, as do parallel engines.
- **relaxed command-line parsing:** 0.11 was released with overly-strict command-line parsing, preventing the ability to specify arguments with spaces, e.g. `ipython --pylab qt` or `ipython -c "print 'hi'"`. This has been fixed, by using `argparse`. The new parsing is a strict superset of 0.11, so any commands in 0.11 should still work in 0.12.
- **HistoryAccessor:** The `HistoryManager` class for interacting with your IPython SQLite history database has been split, adding a parent `HistoryAccessor` class, so that users can write code to access and search their IPython history without being in an IPython session ([PR #824](#)).
- **kernel `%gui` and `%pylab`:** The `%gui` and `%pylab` magics have been restored to the IPython kernel (e.g. in the qtconsole or notebook). This allows activation of pylab-mode, or eventloop integration after starting the kernel, which was unavailable in 0.11. Unlike in the terminal, this can be set only once, and cannot be changed.
- **`%config`:** A new `%config` magic has been added, giving easy access to the IPython configuration system at runtime ([PR #923](#)).
- **Multiline History:** Multiline readline history has been restored to the Terminal frontend by default ([PR #838](#)).
- **`%store`:** The `%store` magic from earlier versions has been updated and re-enabled (*storemagic*; [PR #1029](#)). To autorestore stored variables on startup, specify `c.StoreMagic.autorestore = True` in `ipython_config.py`.

## Major Bugs fixed

In this cycle, we have *closed over 500 issues*, but a few major ones merit special mention:

- Simple configuration errors should no longer crash IPython. In 0.11, errors in config files, as well as invalid trait values, could crash IPython. Now, such errors are reported, and help is displayed.
- Certain `SyntaxErrors` no longer crash IPython (e.g. just typing keywords, such as `return`, `break`, etc.). See [#704](#).
- IPython path utils, such as `get_ipython_dir()` now check for write permissions, so IPython should function on systems where the default path resolution might point to a read-only location, such as `HOMESHARE` on Windows ([#669](#)).

- `raw_input()` now works in the kernel when multiple frontends are in use. The request will be sent to the frontend that made the request, and an exception is raised if that frontend does not support stdin requests (e.g. the notebook) (#673).
- `zmq` version detection no longer uses simple lexicographical comparison to check minimum version, which prevents 0.11 from working with `pyzmq-2.1.10` (PR #758).
- A bug in `PySide < 1.0.7` caused crashes on OSX when tooltips were shown (#711). these tooltips are now disabled on old `PySide` (PR #963).
- `IPython` no longer crashes when started on recent versions of Python 3 in Windows (#737).
- Instances of classes defined interactively can now be pickled (#29; PR #648). Note that pickling saves a reference to the class definition, so unpickling the instances will only work where the class has been defined.

### Backwards incompatible changes

- `IPython` connection information is no longer specified via `ip/port` directly, rather via json connection files. These files are stored in the security directory, and enable us to turn on HMAC message authentication by default, significantly improving the security of kernels. Various utility functions have been added to `IPython.lib.kernel`, for easier connecting to existing kernels.
- `KernelManager` now has one `ip`, and several port traits, rather than several `ip/port` pair `_addr` traits. This better matches the rest of the code, where the `ip` cannot not be set separately for each channel.
- Custom prompts are now configured using a new class, `PromptManager`, which has traits for `in_template`, `in2_template` (the `...: continuation prompt`), `out_template` and `rewrite_template`. This uses Python's string formatting system, so you can use `{time}` and `{cwd}`, although we have preserved the abbreviations from previous versions, e.g. `\#` (prompt number) and `\w` (working directory). For the list of available fields, refer to the source of `IPython/core/prompts.py`.
- The class inheritance of the Launchers in `IPython.parallel.apps.launcher` used by `ip-cluster` has changed, so that trait names are more consistent across batch systems. This may require a few renames in your config files, if you customized the command-line args for launching controllers and engines. The configurable names have also been changed to be clearer that they point to class names, and can now be specified by name only, rather than requiring the full import path of each class, e.g.:

```
IPClusterEngines.engine_launcher = 'IPython.parallel.apps.launcher.MPIExecEngineSetLau
IPClusterStart.controller_launcher = 'IPython.parallel.apps.launcher.SSHControllerLau
```

would now be specified as:

```
IPClusterEngines.engine_launcher_class = 'MPI'
IPClusterStart.controller_launcher_class = 'SSH'
```

The full path will still work, and is necessary for using custom launchers not in `IPython's` launcher module.

Further, MPIExec launcher names are now prefixed with just MPI, to better match other batch launchers, and be generally more intuitive. The MPIExec names are deprecated, but continue to work.

- For embedding a shell, note that the parameters `user_global_ns` and `global_ns` have been deprecated in favour of `user_module` and `module` respectively. The new parameters expect a module-like object, rather than a namespace dict. The old parameters remain for backwards compatibility, although `user_global_ns` is now ignored. The `user_ns` parameter works the same way as before, and calling `embed()` with no arguments still works as before.

## Development summary and credits

The previous version (IPython 0.11) was released on July 31 2011, so this release cycle was roughly 4 1/2 months long, we closed a total of 515 issues, 257 pull requests and 258 regular issues (a [detailed list](#) is available).

Many users and developers contributed code, features, bug reports and ideas to this release. Please do not hesitate in contacting us if we've failed to acknowledge your contribution here. In particular, for this release we have had commits from the following 45 contributors, a mix of new and regular names (in alphabetical order by first name):

- Alcides <alcides-at-do-not-span-me.com>
- Ben Edwards <bedwards-at-cs.unm.edu>
- Benjamin Ragan-Kelley <benjaminrk-at-gmail.com>
- Benjamin Thyreau <benjamin.thyreau-at-gmail.com>
- Bernardo B. Marques <bernardo.fire-at-gmail.com>
- Bernard Paulus <bprecyclebin-at-gmail.com>
- Bradley M. Froehle <brad.froehle-at-gmail.com>
- Brian E. Granger <ellisonbg-at-gmail.com>
- Christian Boos <cboos-at-bct-technology.com>
- Daniel Velkov <danielv-at-mylife.com>
- Erik Tollerud <erik.tollerud-at-gmail.com>
- Evan Patterson <epatters-at-enthought.com>
- Felix Werner <Felix.Werner-at-kit.edu>
- Fernando Perez <Fernando.Perez-at-berkeley.edu>
- Gabriel <g2p.code-at-gmail.com>
- Grahame Bowland <grahame-at-angrygoats.net>
- Hannes Schulz <schulz-at-ais.uni-bonn.de>
- Jens Hedegaard Nielsen <jenshnielsen-at-gmail.com>
- Jonathan March <jmarch-at-enthought.com>

- Jörgen Stenarson <jorgen.stenarson-at-bostream.nu>
- Julian Taylor <jtaylor.debian-at-googlemail.com>
- Kefu Chai <tchaikov-at-gmail.com>
- macgyver <neil.rabinowitz-at-merton.ox.ac.uk>
- Matt Cottingham <matt.cottingham-at-gmail.com>
- Matthew Brett <matthew.brett-at-gmail.com>
- Matthias BUSSONNIER <bussonniermatthias-at-gmail.com>
- Michael Droettboom <mdboom-at-gmail.com>
- Nicolas Rougier <Nicolas.Rougier-at-inria.fr>
- Olivier Verdier <olivier.verdier-at-gmail.com>
- Omar Andres Zapata Mesa <andresete.chaos-at-gmail.com>
- Pablo Winant <pablo.winant-at-gmail.com>
- Paul Ivanov <pivanov314-at-gmail.com>
- Pauli Virtanen <pav-at-iki.fi>
- Pete Aykroyd <aykroyd-at-gmail.com>
- Prabhu Ramachandran <prabhu-at-enthought.com>
- Puneeth Chaganti <punchagan-at-gmail.com>
- Robert Kern <robert.kern-at-gmail.com>
- Satrajit Ghosh <satra-at-mit.edu>
- Stefan van der Walt <stefan-at-sun.ac.za>
- Szabolcs Horvát <szhorvat-at-gmail.com>
- Thomas Kluyver <takowl-at-gmail.com>
- Thomas Spura <thomas.spura-at-gmail.com>
- Timo Paulssen <timonator-at-perpetuum-immobile.de>
- Valentin Haenel <valentin.haenel-at-gmx.de>
- Yaroslav Halchenko <debian-at-onerussian.com>

---

**Note:** This list was generated with the output of `git log rel-0.11..HEAD --format='* %aN <%aE>' | sed 's/@/\-at\-/ ' | sed 's/</>/' | sort -u` after some cleanup. If you should be on this list, please add yourself.

---

## 2.12 Issues closed in the 0.12 development cycle

### 2.12.1 Issues closed in 0.12.1

GitHub stats for bugfix release 0.12.1 (12/28/2011-04/16/2012), backporting pull requests from 0.13.

We closed a total of 71 issues: 44 pull requests and 27 issues; this is the full list (generated with the script `tools/github_stats.py`).

This list is automatically generated, and may be incomplete:

Pull Requests (44):

- [PR #1175](#): `core.completer`: Clean up excessive and unused code.
- [PR #1187](#): `misc notebook`: connection file cleanup, first heartbeat, startup flush
- [PR #1190](#): Fix link to Chris Fonnesebeck blog post about 0.11 highlights.
- [PR #1196](#): `docs`: looks like a file path might have been accidentally pasted in the middle of a word
- [PR #1206](#): don't preserve `fixConsole` output in json
- [PR #1207](#): fix `loadpy` duplicating newlines
- [PR #1213](#): BUG: Minor typo in `history_console_widget.py`
- [PR #1218](#): Added `-q` option to `%prun` for suppression of the output, along with editing the `dochelp` string.
- [PR #1222](#): allow `Reference` as callable in `map/apply`
- [PR #1229](#): Fix display of `SyntaxError` in Python 3
- [PR #1246](#): Skip tests that require X, when importing `pylab` results in `RuntimeError`.
- [PR #1253](#): set `auto_create` flag for notebook apps
- [PR #1257](#): use `self.kernel_manager_class` in `qtconsoleapp`
- [PR #1262](#): Heartbeat no longer shares the app's Context
- [PR #1283](#): `HeartMonitor.period` should be an Integer
- [PR #1284](#): a fix for GH 1269
- [PR #1289](#): Make autoreload extension work on Python 3.
- [PR #1306](#): Fix `%prun` input parsing for escaped characters (closes #1302)
- [PR #1312](#): minor heartbeat tweaks
- [PR #1318](#): make Ctrl-D in `qtconsole` act same as in terminal (ready to merge)
- [PR #1341](#): Don't attempt to tokenize binary files for tracebacks
- [PR #1353](#): Save notebook as script using unicode file handle.
- [PR #1363](#): Fix some minor color/style config issues in the `qtconsole`

- [PR #1364](#): avoid jsonlib returning Decimal
- [PR #1369](#): load header with engine id when engine dies in TaskScheduler
- [PR #1370](#): allow draft76 websockets (Safari)
- [PR #1374](#): remove calls to meaningless ZMQStream.on\_err
- [PR #1377](#): Saving non-ascii history
- [PR #1396](#): Fix for %tb magic.
- [PR #1402](#): fix symlinked /home issue for FreeBSD
- [PR #1413](#): get\_home\_dir expands symlinks, adjust test accordingly
- [PR #1414](#): ignore errors in shell.var\_expand
- [PR #1430](#): Fix for tornado check for tornado < 1.1.0
- [PR #1445](#): Don't build sphinx docs for sdists
- [PR #1463](#): Fix completion when importing modules in the cwd.
- [PR #1477](#): fix dangling `buffer` in `IPython.parallel.util`
- [PR #1495](#): BUG: Fix pretty-printing for overzealous objects
- [PR #1496](#): BUG: LBYL when clearing the output history on shutdown.
- [PR #1514](#): DOC: Fix references to `IPython.lib.pretty` instead of the old location
- [PR #1517](#): Fix indentation bug in `IPython/lib/pretty.py`
- [PR #1538](#): store git commit hash in `utils._sysinfo` instead of hidden data file
- [PR #1599](#): Fix for `%run -d` in Python 3
- [PR #1602](#): Fix `%env` for Python 3
- [PR #1607](#): cleanup `sqlitedb` temporary db file after tests

Issues (27):

- [#676](#): `IPython.embed()` from `ipython` crashes twice on exit
- [#846](#): Autoreload extension doesn't work with Python 3.2
- [#1187](#): misc notebook: connection file cleanup, first heartbeat, startup flush
- [#1191](#): profile/startup files not executed with "notebook"
- [#1197](#): Interactive shell trying to: `from ... import history`
- [#1198](#): Kernel Has Died error in Notebook
- [#1201](#): `%env` magic fails with Python 3.2
- [#1204](#): double newline from `%loadpy` in python notebook (at least on mac)
- [#1208](#): should `dv.sync_import` print failed imports ?
- [#1225](#): `SyntaxError` display broken in Python 3

- [#1232](#): Dead kernel loop
- [#1241](#): When our debugger class is used standalone `_oh` key errors are thrown
- [#1254](#): typo in `notebooklist.js` breaks links
- [#1260](#): heartbeat failure on long gil-holding operation
- [#1268](#): notebook `%reset` magic fails with `StdinNotImplementedError`
- [#1269](#): Another strange input handling error
- [#1281](#): in Hub: `registration_timeout` must be an integer, but `heartmonitor.period` is `CFloat`
- [#1302](#): Input parsing with `%prun` clobbers escapes
- [#1304](#): controller/server load can disrupt heartbeat
- [#1317](#): Very slow traceback construction from Cython extension
- [#1345](#): notebook can't save unicode as script
- [#1375](#): `%history -g -f` file encoding issue
- [#1401](#): numpy arrays cannot be used with `View.apply()` in Python 3
- [#1408](#): `test_get_home_dir_3` failed on Mac OS X
- [#1412](#): Input parsing issue with `%prun`
- [#1421](#): `ipython32 %run -d` breaks with `NameError` name 'execfile' is not defined
- [#1484](#): unhide `.git_commit_info.ini`

### 2.12.2 Issues closed in 0.12

In this cycle, from August 1 to December 28 2011, we closed a total of 515 issues, 257 pull requests and 258 regular issues; this is the full list (generated with the script `tools/github_stats.py`).

Pull requests (257):

- [1174](#): Remove `%install_default_config` and `%install_profiles`
- [1178](#): Correct string type casting in `pinfo`.
- [1096](#): Show class init and call tooltips in notebook
- [1176](#): Modifications to profile list
- [1173](#): don't load `gui/pylab` in console frontend
- [1168](#): Add `--script` flag as shorthand for notebook `save_script` option.
- [1165](#): encode `image_tag` as utf8 in `[x]html` export
- [1161](#): Allow `%loadpy` to load remote URLs that don't end in `.py`
- [1158](#): Add coding header when notebook exported to `.py` file.
- [1160](#): don't ignore `ctrl-C` during `%gui qt`

- 1159: Add encoding header to Python files downloaded from notebooks.
- 1155: minor post-execute fixes (#1154)
- 1153: Pager tearing bug
- 1152: Add support for displaying matplotlib axes directly.
- 1079: Login/out button cleanups
- 1151: allow access to user\_ns in prompt\_manager
- 1120: updated vim-ipython (pending)
- 1150: BUG: Scrolling pager in vsplit on Mac OSX tears.
- 1149: #1148 (win32 arg\_split)
- 1147: Put qtconsole foreground when launching
- 1146: allow saving notebook.py next to notebook.ipynb
- 1128: fix pylab StartMenu item
- 1140: Namespaces for embedding
- 1132: [notebook] read-only: disable name field
- 1125: notebook : update logo
- 1135: allow customized template and static file paths for the notebook web app
- 1122: BUG: Issue #755 qt IPythonWidget.execute\_file fails if filename contains...
- 1137: rename MPIExecLaunchers to MPILaunchers
- 1130: optionally ignore shlex's ValueError in arg\_split
- 1116: Shlex unicode
- 1073: Storemagic plugin
- 1143: Add post\_install script to create start menu entries in Python 3
- 1138: Fix tests to work when ~/.config/ipython contains a symlink.
- 1121: Don't transform function calls on IPyAutocall objects
- 1118: protect CRLF from carriage-return action
- 1105: Fix for prompts containing newlines.
- 1126: Totally remove pager when read only (notebook)
- 1091: qtconsole : allow copy with shortcut in pager
- 1114: fix magics history in two-process ipython console
- 1113: Fixing #1112 removing failing asserts for test\_carriage\_return and test\_beep
- 1089: Support carriage return ('r') and beep ('b') characters in the qtconsole
- 1108: Completer usability 2 (rebased of pr #1082)



- 864: Two-process terminal frontend (ipython core branch)
- 1082: usability and cross browser compat for completer
- 1053: minor improvements to text placement in qtconsole
- 1106: Fix display of errors in compiled code on Python 3
- 1077: allow the notebook to run without MathJax
- 1072: If object has a getdoc() method, override its normal docstring.
- 1059: Switch to simple `__IPYTHON__` global
- 1070: Execution count after SyntaxError
- 1098: notebook: config section UI
- 1101: workaround spawnb missing from pexpect.\_\_all\_\_
- 1097: typo, should fix #1095
- 1099: qtconsole export xhtml/utf8
- 1083: Prompts
- 1081: Fix wildcard search for updated namespaces
- 1084: write busy in notebook window title...
- 1078: PromptManager fixes
- 1064: Win32 shlex
- 1069: As you type completer, fix on Firefox
- 1039: Base of an as you type completer.
- 1065: Qtconsole fix racecondition
- 507: Prompt manager
- 1056: Warning in code. qtconsole ssh -X
- 1036: Clean up javascript based on js2-mode feedback.
- 1052: Pylab fix
- 648: Usermod
- 969: Pexpect-u
- 1007: Fix paste/cpaste bug and refactor/cleanup that code a lot.
- 506: make ENTER on a previous input field replace current input buffer
- 1040: json/jsonapi cleanup
- 1042: fix firefox (windows) break line on empty prompt number
- 1015: emacs freezes when tab is hit in ipython with latest python-mode
- 1023: flush stdout/stderr at the end of kernel init

- 956: Generate “All magics...” menu live
- 1038: Notebook: don’t change cell when selecting code using shift+up/down.
- 987: Add Tooltip to notebook.
- 1028: Cleaner minimum version comparison
- 998: defer to stdlib for path.get\_home\_dir()
- 1033: update copyright to 2011/20xx-2011
- 1032: Intercept <esc> avoid closing websocket on Firefox
- 1030: use pyzmq tools where appropriate
- 1029: Restore pspersistence, including %store magic, as an extension.
- 1025: Dollar escape
- 999: Fix issue #880 - more useful message to user when %paste fails
- 938: changes to get ipython.el to work with the latest python-mode.el
- 1012: Add logout button.
- 1020: Dollar formatter for ! shell calls
- 1019: Use repr() to make quoted strings
- 1008: don’t use crash\_handler by default
- 1003: Drop consecutive duplicates when refilling readline history
- 997: don’t unregister interrupted post-exec functions
- 996: add Integer traitlet
- 1016: Fix password hashing for Python 3
- 1014: escape minus signs in manpages
- 1013: [NumPyExampleDocstring] link was pointing to raw file
- 1011: Add hashed password support.
- 1005: Quick fix for os.system requiring str parameter
- 994: Allow latex formulas in HTML output
- 955: Websocket Adjustments
- 979: use system\_raw in terminal, even on Windows
- 989: fix arguments for commands in \_process\_posix
- 991: Show traceback, continuing to start kernel if pylab init fails
- 981: Split likely multiline text when writing JSON notebooks
- 957: allow change of png DPI in inline backend
- 968: add wantDirectory to ipdoctest, so that directories will be checked for e

- 984: Do not expose variables defined at startup to `%who` etc.
- 985: Fixes for parallel code on Python 3
- 963: disable calltips in PySide < 1.0.7 to prevent segfault
- 976: Getting started on what's new
- 929: Multiline history
- 964: Default profile
- 961: Disable the pager for the test suite
- 953: Physics extension
- 950: Add directory for startup files
- 940: allow setting `HistoryManager.hist_file` with config
- 948: Monkeypatch Tornado 2.1.1 so it works with Google Chrome 16.
- 916: Run p ( <https://github.com/ipython/ipython/pull/901> )
- 923: `%config` magic
- 920: unordered iteration of `AsyncMapResults` (+ a couple fixes)
- 941: Follow-up to 387dcd6a, `_rl.__doc__` is `None` with `pyreadline`
- 931: read-only notebook mode
- 921: Show invalid config message on `TraitErrors` during init
- 815: Fix #481 using custom qt4 input hook
- 936: Start webbrowser in a thread. Prevents lockup with Chrome.
- 937: add dirty trick for readline import on OSX
- 913: Py3 tests2
- 933: Cancel in qt console `closeevent` should trigger `event.ignore()`
- 930: read-only notebook mode
- 910: Make import checks more explicit in `%whos`
- 926: reincarnate `-V` cmdline option
- 928: BUG: Set context for font size change shortcuts in `ConsoleWidget`
- 901: - There is a bug when running the profiler in the magic command (`prun`) with `python3`
- 912: Add magic for `cls` on windows. Fix for #181.
- 905: enable `%gui/%pylab` magics in the Kernel
- 909: Allow IPython to run without `sqlite3`
- 887: Qtconsole menu
- 895: notebook download implies save

- 896: Execfile
- 899: Brian's Notebook work
- 892: don't close figures every cycle with inline matplotlib backend
- 893: Adding clear\_output to kernel and HTML notebook
- 789: Adding clear\_output to kernel and HTML notebook.
- 898: Don't pass unicode sys.argv with %run or `ipython script.py`
- 897: Add tooltips to the notebook via 'title' attr.
- 877: partial fix for issue #678
- 838: reenale multiline history for terminals
- 872: The constructor of Client() checks for AssertionError in validate\_url to open a file instead of connection to a URL if it fails.
- 884: Notebook usability fixes
- 883: User notification if notebook saving fails
- 889: Add drop\_by\_id method to shell, to remove variables added by extensions.
- 891: Ability to open the notebook in a browser when it starts
- 813: Create menu bar for qtconsole
- 876: protect IPython from bad custom exception handlers
- 856: Backgroundjobs
- 868: Warn user if MathJax can't be fetched from notebook closes #744
- 878: store\_history=False default for run\_cell
- 824: History access
- 850: Update codemirror to 2.15 and make the code internally more version-agnostic
- 861: Fix for issue #56
- 819: Adding -m option to %run, similar to -m for python interpreter.
- 855: promote aliases and flags, to ensure they have priority over config files
- 862: BUG: Completion widget position and pager focus.
- 847: Allow connection to kernels by files
- 708: Two-process terminal frontend
- 857: make sdist flags work again (e.g. --manifest-only)
- 835: Add Tab key to list of keys that scroll down the paging widget.
- 859: Fix for issue #800
- 848: Python3 setup.py install failiure

- 845: Tests on Python 3
- 802: DOC: extensions: add documentation for the bundled extensions
- 830: contiguous stdout/stderr in notebook
- 761: Windows: test runner fails if repo path (e.g. home dir) contains spaces
- 801: Py3 notebook
- 809: use `CFRunLoop` directly in `ipython kernel --pylab osx`
- 841: updated old `scipy.org` links, other minor doc fixes
- 837: remove all trailing spaces
- 834: Issue <https://github.com/ipython/ipython/issues/832> resolution
- 746: ENH: extensions: port autoreload to current API
- 828: fixed permissions (sub-modules should not be executable) + added shebang for `run_ipy_in_profiler.py`
- 798: pexpect & Python 3
- 804: Magic ‘range’ crash if greater than `len(input_hist)`
- 821: update tornado dependency to 2.1
- 807: Faciliate ssh tunnel sharing by announcing ports
- 795: Add cluster-id for multiple cluster instances per profile
- 742: Glut
- 668: Greedy completer
- 776: Reworking qtconsole shortcut, add fullscreen
- 790: TST: add future `unicode_literals` test (#786)
- 775: `redirect_in/redirect_out` should be constrained to windows only
- 793: Don’t use `readline` in the `ZMQShell`
- 743: Pyglet
- 774: basic/initial `.mailmap` for nice shortlog summaries
- 770: #769 (reopened)
- 784: Parse user code to AST using compiler flags.
- 783: always use `StringIO`, never `cStringIO`
- 782: flush stdout/stderr on `displayhook` call
- 622: Make `pylab` import all configurable
- 745: Don’t assume history requests succeed in qtconsole
- 725: don’t assume `cursor.selectedText()` is a string

- 778: don't override `execfile` on Python 2
- 663: Python 3 compatibility work
- 762: qtconsole ipython widget's `execute_file` fails if filename contains spaces or quotes
- 763: Set context for shortcuts in `ConsoleWidget`
- 722: PyPy compatibility
- 757: `ipython.el` is broken in 0.11
- 764: fix “`--colors=<color>`” option in `py-python-command-args`.
- 758: use ROUTER/DEALER socket names instead of XREP/XREQ
- 736: enh: added authentication ability for webapp
- 748: Check for tornado before running `frontend.html` tests.
- 754: restore `msg_id/msg_type` aliases in top level of `msg` dict
- 769: Don't treat bytes objects as json-safe
- 753: DOC: `msg['msg_type']` removed
- 766: fix “`--colors=<color>`” option in `py-python-command-args`.
- 765: fix “`--colors=<color>`” option in `py-python-command-args`.
- 741: Run `PyOs_InputHook` in pager to keep plot windows interactive.
- 664: Remove `ipythonrc` references from documentation
- 750: Tiny doc fixes
- 433: ZMQ terminal frontend
- 734: Allow `%magic` argument filenames with spaces to be specified with quotes under win32
- 731: respect encoding of display data from urls
- 730: doc improvements for running notebook via secure protocol
- 729: use null char to start markdown cell placeholder
- 727: Minor fixes to the `htmlnotebook`
- 726: use bundled `argparse` if system `argparse` is < 1.1
- 705: `Htmlnotebook`
- 723: Add ‘`import time`’ to `IPython/parallel/apps/launcher.py` as `time.sleep` is called without `time` being imported
- 714: Install `mathjax` for offline use
- 718: Underline keyboard shortcut characters on appropriate buttons
- 717: Add source highlighting to markdown snippets
- 716: update `EvalFormatter` to allow arbitrary expressions

- 712: Reset execution counter after cache is cleared
- 713: Align colons in html notebook help dialog
- 709: Allow usage of '.' in notebook names
- 706: Implement static publishing of HTML notebook
- 674: use argparse to parse aliases & flags
- 679: HistoryManager.get\_session\_info()
- 696: Fix columnize bug, where tab completion with very long filenames would crash Qt console
- 686: add ssh tunnel support to qtconsole
- 685: Add SSH tunneling to engines
- 384: Allow pickling objects defined interactively.
- 647: My fix rpmlint
- 587: don't special case for py3k+numpy
- 703: make config-loading debug messages more explicit
- 699: make calltips configurable in qtconsole
- 666: parallel tests & extra readline escapes
- 683: BF - allow nose with-doctest setting in environment
- 689: Protect ipkernel from bad messages
- 702: Prevent ipython.py launcher from being imported.
- 701: Prevent ipython.py from being imported by accident
- 670: check for writable dirs, not just existence, in utils.path
- 579: Sessionwork
- 687: add `ipython kernel` for starting just a kernel
- 627: Qt Console history search
- 646: Generate package list automatically in `find_packages`
- 660: i658
- 659: don't crash on bad config files

Regular issues (258):

- 1177: UnicodeDecodeError in py3compat from "xldr?"
- 1094: Tooltip doesn't show constructor docstrings
- 1170: double pylab greeting with `c.InteractiveShellApp.pylab = "tk"` in `zmqconsole`
- 1166: E-mail cpaste broken
- 1164: IPython qtconsole (0.12) can't export to html with external png

- 1103: %loadpy should cut out encoding declaration
- 1156: Notebooks downloaded as Python files require a header stating the encoding
- 1157: Ctrl-C not working when GUI/pylab integration is active
- 1154: We should be less aggressive in de-registering post-execution functions
- 1134: “select-all, kill” leaves qtconsole in unusable state
- 1148: A lot of testerrors
- 803: Make doctests work with Python 3
- 1119: Start menu shortcuts not created in Python 3
- 1136: The embedding machinery ignores user\_ns
- 607: Use the new IPython logo/font in the notebook header
- 755: qtconsole ipython widget’s execute\_file fails if filename contains spaces or quotes
- 1115: shlex\_split should return unicode
- 1109: timeit with string ending in space gives “ValueError: No closing quotation”
- 1142: Install problems
- 700: Some SVG images render incorrectly in htmlnotebook
- 1117: quit() doesn’t work in terminal
- 1111: ls broken after merge of #1089
- 1104: Prompt spacing weird
- 1124: Seg Fault 11 when calling PySide using “run” command
- 1088: QtConsole : can’t copy from pager
- 568: Test error and failure in IPython.core on windows
- 1112: testfailure in IPython.frontend on windows
- 1102: magic in IPythonDemo fails when not located at top of demo file
- 629: r and b in qtconsole don’t behave as expected
- 1080: Notebook: tab completion should close on “(“
- 973: Qt Console close dialog and on-top Qt Console
- 1087: QtConsole xhtml/Svg export broken ?
- 1067: Parallel test suite hangs on Python 3
- 1018: Local mathjax breaks install
- 993: raw\_input redirection to foreign kernels is extremely brittle
- 1100: ipython3 traceback unicode issue from extensions
- 1071: Large html-notebooks hang on load on a slow machine



- 89: `%pdoc np.ma.compress` shows docstring twice
- 22: Include improvements from `anythingipython.el`
- 633: Execution count & `SyntaxError`
- 1095: Uncaught `TypeError`: Object has no method `'remove_and_cancell_tooltip'`
- 1075: We're ignoring prompt customizations
- 1086: Can't open `qtconsole` from outside source tree
- 1076: namespace changes broke `foo.*bar*?` syntax
- 1074: pprinting old-style class objects fails (`TypeError`: `'tuple'` object is not callable)
- 1063: `IPython.utils` test error due to missing `unicodedata` module
- 592: Bug in argument parsing for `%run`
- 378: Windows path escape issues
- 1068: Notebook tab completion broken in Firefox
- 75: No tab completion after `“/`
- 103: customizable `cpaste`
- 324: Remove code in `IPython.testing` that is not being used
- 131: Global variables not seen by `cprofile.run()`
- 851: IPython shell swallows exceptions in certain circumstances
- 882: `ipython` freezes at start if `IPYTHONDIR` is on an NFS mount
- 1057: Blocker: Qt console broken after “all magics” menu became dynamic
- 1027: `ipython` does not like white space at end of file
- 1058: New bug: Notebook asks for confirmation to leave even saved pages.
- 1061: `rep` (magic recall) under `pypy`
- 1047: Document the notebook format
- 102: Properties accessed twice for classes defined interactively
- 16: `%store` raises exception when storing compiled regex
- 67: tab expansion should only take one directory level at the time
- 62: Global variables undefined in interactive use of embedded `ipython` shell
- 57: debugging with `ipython` does not work well outside `ipython`
- 38: Line entry edge case error
- 980: Update parallel docs for new parallel architecture
- 1017: Add small example about `ipcluster/ssh` startup
- 1041: Proxy Issues

- 967: KernelManagers don't use zmq eventloop properly
- 1055: "All Magics" display on Ubuntu
- 1054: ipython explodes on syntax error
- 1051: ipython3 set\_next\_input() failure
- 693: "run -i" no longer works after %reset in terminal
- 29: cPickle works in standard interpreter, but not in IPython
- 1050: ipython3 broken by commit 8bb887c8c2c447bf7
- 1048: Update docs on notebook password
- 1046: Series of questions/issues?
- 1045: crash when exiting - previously launched embedded sub-shell
- 1043: pylab doesn't work in qtconsole
- 1044: run -p doesn't work in python 3
- 1010: emacs freezes when ipython-complete is called
- 82: Update devel docs with discussion about good changelogs
- 116: Update release management scripts and release.revision for git
- 1022: Pylab banner shows up with first cell to execute
- 787: Keyboard selection of multiple lines in the notebook behaves inconsistently
- 1037: notepad + jsonlib: TypeError: Only whitespace may be used for indentation.
- 970: Default home not writable, %HOME% does not help (windows)
- 747: HOMESHARE not a good choice for "writable homedir" on Windows
- 810: cleanup utils.path.get\_home\_dir
- 2: Fix the copyright statement in source code files to be accurate
- 1031: <esc> on Firefox crash websocket
- 684: %Store eliminated in configuration and magic commands in 0.11
- 1026: BUG: wrong default parameter in ask\_yes\_no
- 880: Better error message if %paste fails
- 1024: autopx magic broken
- 822: Unicode bug in Itpl when expanding shell variables in syscalls with !
- 1009: Windows: regression in cd magic handling of paths
- 833: Crash python with matplotlib and unequal length arrays
- 695: Crash handler initialization is too aggressive
- 1000: Remove duplicates when refilling readline history

- 992: Interrupting certain matplotlib operations leaves the inline backend ‘wedged’
- 942: number traits should cast if value doesn’t change
- 1006: ls crashes when run on a UNC path or with non-ascii args
- 944: Decide the default image format for inline figures: SVG or PNG?
- 842: Python 3 on Windows (pyreadline) - expected an object with the buffer interface
- 1002: ImportError due to incorrect version checking
- 1001: IPython “source” command?
- 954: IPython embed doesn’t respect namespaces
- 681: pdb freezes inside qtconsole
- 698: crash report “TypeError: can only concatenate list (not “unicode”) to list”
- 978: ipython 0.11 buffers external command output till the cmd is done
- 952: Need user-facing warning in the browser if websocket connection fails
- 988: Error using idlsave
- 990: ipython notebook - kernel dies if matplotlib is not installed
- 752: Matplotlib figures showed only once in notebook
- 54: Exception hook should be optional for embedding IPython in GUIs
- 918: IPython.frontend tests fail without tornado
- 986: Views created with c.direct\_view() fail
- 697: Filter out from %who names loaded at initialization time
- 932: IPython 0.11 quickref card has superfluous “%recall and”
- 982: png files with executable permissions
- 914: Simpler system for running code after InteractiveShell is initialised
- 911: ipython crashes on startup if readline is missing
- 971: bookmarks created in 0.11 are corrupt in 0.12
- 974: object feature tab-completion crash
- 939: ZMQShell always uses default profile
- 946: Multi-tab Close action should offer option to leave all kernels alone
- 949: Test suite must not require any manual interaction
- 643: enable gui eventloop integration in ipkernel
- 965: ipython is crashed without launch.(python3.2)
- 958: Can’t use os X clipboard on with qtconsole
- 962: Don’t require tornado in the tests

- 960: crash on syntax error on Windows XP
- 934: The latest ipython branch doesn't work in Chrome
- 870: zmq version detection
- 943: HISTIGNORE for IPython
- 947: qtconsole segfaults at startup
- 903: Expose a magic to control config of the inline pylab backend
- 908: bad user config shouldn't crash IPython
- 935: Typing `break` causes IPython to crash.
- 869: Tab completion of `~/` shows no output post 0.10.x
- 904: whos under pypy1.6
- 773: `check_security_dir()` and `check_pid_dir()` fail on network filesystem
- 915: OS X Lion Terminal.app line wrap problem
- 886: Notebook kernel crash when specifying `--notebook-dir` on commandline
- 636: `debugger.py`: `pydb` broken
- 808: `Ctrl+C` during `%reset` confirm message crash Qtconsole
- 927: Using `return` outside a function crashes ipython
- 919: Pop-up segfault when moving cursor out of qtconsole window
- 181: `cls` command does not work on windows
- 917: documentation typos
- 818: `%run` does not work with non-ascii characters in path
- 907: Errors in custom completer functions can crash IPython
- 867: doc: notebook password authentication howto
- 211: `paste` command not working
- 900: Tab key should insert 4 spaces in qt console
- 513: [Qt console] cannot insert new lines into console functions using tab
- 906: qtconsoleapp `'parse_command_line'` doesn't like `--existing` anymore
- 638: Qt console `--pylab=inline` and `getfigs()`, etc.
- 710: unwanted unicode passed to args
- 436: Users should see tooltips for all buttons in the notebook UI
- 207: ipython crashes if `atexit` handler raises exception
- 692: use of `Tracer()` when debugging works but gives error messages
- 690: debugger does not print error message by default in 0.11

- 571: history of multiline entries
- 749: IPython.parallel test failure under Windows 7 and XP
- 890: ipclusterapp.py - help
- 885: ws-hostname alias not recognized by notebook
- 881: Missing manual.pdf?
- 744: cannot create notebook in offline mode if mathjax not installed
- 865: Make tracebacks from %paste show the code
- 535: exception unicode handling in %run is faulty in qtconsole
- 817: iPython crashed
- 799: %edit magic not working on windows xp in qtconsole
- 732: QtConsole wrongly promotes the index of the input line on which user presses Enter
- 662: ipython test failures on Mac OS X Lion
- 650: Handle bad config files better
- 829: We should not insert new lines after all print statements in the notebook
- 874: ipython-qtconsole: pyzmq Version Comparison
- 640: matplotlib macosx windows don't respond in qtconsole
- 624: ipython intermittently segfaults when figure is closed (Mac OS X)
- 871: Notebook crashes if a profile is used
- 56: Have %cpaste accept also Ctrl-D as a termination marker
- 849: Command line options to not override profile options
- 806: Provide single-port connection to kernels
- 691: [wishlist] Automatically find existing kernel
- 688: local security vulnerability: all ports visible to any local user.
- 866: DistributionNotFound on running ipython 0.11 on Windows XP x86
- 673: raw\_input appears to be round-robin for qtconsole
- 863: Graceful degradation when home directory not writable
- 800: Timing scripts with run -t -N <N> fails on report output
- 858: Typing 'continue' makes ipython0.11 crash
- 840: all processes run on one CPU core
- 843: "import braces" crashes ipython
- 836: Strange Output after IPython Install
- 839: Qtconsole segfaults when mouse exits window with active tooltip

- 827: Add support for checking several limits before running task on engine
- 826: Add support for creation of parallel task when no engine is running
- 832: Improve error message for `%logstop`
- 831: `%logstart` in read-only directory forbid any further command
- 814: ipython does not start – `DistributionNotFound`
- 794: Allow >1 controller per profile
- 820: Tab Completion feature
- 812: Qt console crashes on Ubuntu 11.10
- 816: Import error using Python 2.7 and `dateutil2.0` No module named `_thread`
- 756: qtconsole Windows fails to print error message for `'%run nonexistent_file'`
- 651: Completion doesn't work on element of a list
- 617: `[qtconsole] %hist` doesn't show anything in qtconsole
- 786: `from __future__ import unicode_literals` does not work
- 779: Using `irunner` from virtual env uses systemwide ipython
- 768: codepage handling of output from scripts and shellcommands are not handled properly by qtconsole
- 785: Don't strip leading whitespace in `repr()` in notebook
- 737: in `pickleshare.py` line52 should be `"if not os.path.isdir(self.root):"`?
- 738: in `ipthon_win_post_install.py` line 38
- 777: `print(..., sep=...)` raises `SyntaxError`
- 728: ipcontroller crash with MPI
- 780: qtconsole Out value prints before the print statements that precede it
- 632: IPython Crash Report (0.10.2)
- 253: Unable to install ipython on windows
- 80: Split `IPClusterApp` into multiple `Application` subclasses for each subcommand
- 34: non-blocking `pendingResult` partial results
- 739: Tests fail if tornado not installed
- 719: Better support Pypy
- 667: qtconsole problem with default pylab profile
- 661: `ipythonrc` referenced in magic command in 0.11
- 665: Source introspection with `??` is broken
- 724: crash - ipython qtconsole, `%quickref`

- 655: ipython with qtconsole crashes
- 593: HTML Notebook Prompt can be deleted . . .
- 563: use argparse instead of kvloader for flags&aliases
- 751: Tornado version greater than 2.0 needed for firefox 6
- 720: Crash report when importing easter egg
- 740: Ctrl-Enter clears line in notebook
- 772: ipengine fails on Windows with “XXX lineno: 355, opcode: 0”
- 771: Add python 3 tag to setup.py
- 767: non-ascii in \_\_doc\_\_ string crashes qtconsole kernel when showing tooltip
- 733: In Windows, %run fails to strip quotes from filename
- 721: no completion in emacs by ipython(ipython.el)
- 669: Do not accept an ipython\_dir that’s not writeable
- 711: segfault on mac os x
- 500: “RuntimeError: Cannot change input buffer during execution” in console\_widget.py
- 707: Copy and paste keyboard shortcuts do not work in Qt Console on OS X
- 478: PyZMQ’s use of memoryviews breaks reconstruction of numpy arrays
- 694: Turning off callout tips in qtconsole
- 704: return kills IPython
- 442: Users should have intelligent autoindenting in the notebook
- 615: Wireframe and implement a project dashboard page
- 614: Wireframe and implement a notebook dashboard page
- 606: Users should be able to use the notebook to import/export a notebook to .py or .rst
- 604: A user should be able to leave a kernel running in the notebook and reconnect
- 298: Users should be able to save a notebook and then later reload it
- 649: ipython qtconsole (v0.11): setting “c.IPythonWidget.in\_prompt = ‘>>> ‘ crashes
- 672: What happened to Exit?
- 658: Put the InteractiveShellApp section first in the auto-generated config files
- 656: [suggestion] dependency checking for pyqt for Windows installer
- 654: broken documentation link on download page
- 653: Test failures in IPython.parallel

## 2.13 0.11 Series

### 2.13.1 Release 0.11

IPython 0.11 is a *major* overhaul of IPython, two years in the making. Most of the code base has been rewritten or at least reorganized, breaking backward compatibility with several APIs in previous versions. It is the first major release in two years, and probably the most significant change to IPython since its inception. We plan to have a relatively quick succession of releases, as people discover new bugs and regressions. Once we iron out any significant bugs in this process and settle down the new APIs, this series will become IPython 1.0. We encourage feedback now on the core APIs, which we hope to maintain stable during the 1.0 series.

Since the internal APIs have changed so much, projects using IPython as a library (as opposed to end-users of the application) are the most likely to encounter regressions or changes that break their existing use patterns. We will make every effort to provide updated versions of the APIs to facilitate the transition, and we encourage you to contact us on the [development mailing list](#) with questions and feedback.

Chris Fongesbeck recently wrote an [excellent post](#) that highlights some of our major new features, with examples and screenshots. We encourage you to read it as it provides an illustrated, high-level overview complementing the detailed feature breakdown in this document.

A quick summary of the major changes (see below for details):

- **Standalone Qt console:** a new rich console has been added to IPython, started with `ipython qtconsole`. In this application we have tried to retain the feel of a terminal for fast and efficient workflows, while adding many features that a line-oriented terminal simply can not support, such as inline figures, full multiline editing with syntax highlighting, graphical tooltips for function calls and much more. This development was sponsored by [Enthought Inc.](#). See [below](#) for details.
- **High-level parallel computing with ZeroMQ.** Using the same architecture that our Qt console is based on, we have completely rewritten our high-level parallel computing machinery that in prior versions used the Twisted networking framework. While this change will require users to update their codes, the improvements in performance, memory control and internal consistency across our codebase convinced us it was a price worth paying. We have tried to explain how to best proceed with this update, and will be happy to answer questions that may arise. A full tutorial describing these features [was presented at SciPy'11](#), more details [below](#).
- **New model for GUI/plotting support in the terminal.** Now instead of the various `-Xthread` flags we had before, GUI support is provided without the use of any threads, by directly integrating GUI event loops with Python's `PyOS_InputHook` API. A new command-line flag `--gui` controls GUI support, and it can also be enabled after IPython startup via the new `%gui` magic. This requires some changes if you want to execute GUI-using scripts inside IPython, see [the GUI support section](#) for more details.
- **A two-process architecture.** The Qt console is the first use of a new model that splits IPython between a kernel process where code is executed and a client that handles user interaction. We plan on also providing terminal and web-browser based clients using this infrastructure in future releases. This model allows multiple clients to interact with an IPython process through a [well-documented messaging protocol](#) using the ZeroMQ networking library.
- **Refactoring.** the entire codebase has been refactored, in order to make it more modular and easier to contribute to. IPython has traditionally been a hard project to participate because the old codebase



was very monolithic. We hope this (ongoing) restructuring will make it easier for new developers to join us.

- **Vim integration.** Vim can be configured to seamlessly control an IPython kernel, see the files in `docs/examples/vim` for the full details. This work was done by Paul Ivanov, who prepared a nice [video demonstration](#) of the features it provides.
- **Integration into Microsoft Visual Studio.** Thanks to the work of the Microsoft [Python Tools for Visual Studio](#) team, this version of IPython has been integrated into Microsoft Visual Studio's Python tools open source plug-in. *Details below*
- **Improved unicode support.** We closed many bugs related to unicode input.
- **Python 3.** IPython now runs on Python 3.x. See [Python 3 support](#) for details.
- **New profile model.** Profiles are now directories that contain all relevant information for that session, and thus better isolate IPython use-cases.
- **SQLite storage for history.** All history is now stored in a SQLite database, providing support for multiple simultaneous sessions that won't clobber each other as well as the ability to perform queries on all stored data.
- **New configuration system.** All parts of IPython are now configured via a mechanism inspired by the Enthought Traits library. Any configurable element can have its attributes set either via files that now use real Python syntax or from the command-line.
- **Pasting of code with prompts.** IPython now intelligently strips out input prompts, be they plain Python ones (`>>>` and `...`) or IPython ones (`In [N] :` and `... :`). More details [here](#).

## Authors and support

Over 60 separate authors have contributed to this release, see [below](#) for a full list. In particular, we want to highlight the extremely active participation of two new core team members: Evan Patterson implemented the Qt console, and Thomas Kluyver started with our Python 3 port and by now has made major contributions to just about every area of IPython.

We are also grateful for the support we have received during this development cycle from several institutions:

- [Enthought Inc](#) funded the development of our new Qt console, an effort that required developing major pieces of underlying infrastructure, which now power not only the Qt console but also our new parallel machinery. We'd like to thank Eric Jones and Travis Oliphant for their support, as well as Ilan Schnell for his tireless work integrating and testing IPython in the [Enthought Python Distribution](#).
- Nipy/NIH: funding via the [NiPy project](#) (NIH grant 5R01MH081909-02) helped us jumpstart the development of this series by restructuring the entire codebase two years ago in a way that would make modular development and testing more approachable. Without this initial groundwork, all the new features we have added would have been impossible to develop.
- Sage/NSF: funding via the grant [Sage: Unifying Mathematical Software for Scientists, Engineers, and Mathematicians](#) (NSF grant DMS-1015114) supported a meeting in spring 2011 of several of the core IPython developers where major progress was made integrating the last key pieces leading to this release.

- Microsoft’s team working on [Python Tools for Visual Studio](#) developed the integraton of IPython into the Python plugin for Visual Studio 2010.
- Google Summer of Code: in 2010, we had two students developing prototypes of the new machinery that is now maturing in this release: [Omar Zapata](#) and [Gerardo Gutiérrez](#).

### Development summary: moving to Git and Github

In April 2010, after [one breakage too many with bzt](#), we decided to move our entire development process to Git and Github.com. This has proven to be one of the best decisions in the project’s history, as the combination of git and github have made us far, far more productive than we could be with our previous tools. We first converted our bzt repo to a git one without losing history, and a few weeks later ported all open Launchpad bugs to github issues with their comments mostly intact (modulo some formatting changes). This ensured a smooth transition where no development history or submitted bugs were lost. Feel free to use our little Launchpad to Github issues [porting script](#) if you need to make a similar transition.

These simple statistics show how much work has been done on the new release, by comparing the current code to the last point it had in common with the 0.10 series. A huge diff and ~2200 commits make up this cycle:

```
git diff $(git merge-base 0.10.2 HEAD) | wc -l
288019

git log $(git merge-base 0.10.2 HEAD)..HEAD --oneline | wc -l
2200
```

Since our move to github, 511 issues were closed, 226 of which were pull requests and 285 regular issues ([a full list with links](#) is available for those interested in the details). Github’s pull requests are a fantastic mechanism for reviewing code and building a shared ownership of the project, and we are making enthusiastic use of it.

---

**Note:** This undercounts the number of issues closed in this development cycle, since we only moved to github for issue tracking in May 2010, but we have no way of collecting statistics on the number of issues closed in the old Launchpad bug tracker prior to that.

---

### Qt Console

IPython now ships with a Qt application that feels very much like a terminal, but is in fact a rich GUI that runs an IPython client but supports inline figures, saving sessions to PDF and HTML, multiline editing with syntax highlighting, graphical calltips and much more:

We hope that many projects will embed this widget, which we’ve kept deliberately very lightweight, into their own environments. In the future we may also offer a slightly more featureful application (with menus and other GUI elements), but we remain committed to always shipping this easy to embed widget.

See the [Qt console section](#) of the docs for a detailed description of the console’s features and use.

```

Python 2.6.5 (r265:79063, Apr 16 2010, 13:57:41)
Type "copyright", "credits" or "license" for more information.

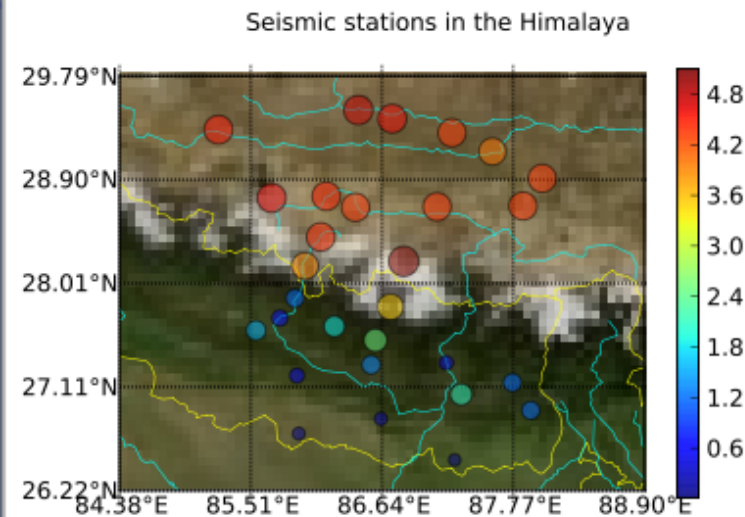
```

```

IPython 0.11.alpha1.git -- An enhanced Interactive Python.
?      -> Introduction and overview of IPython's features.
%quickref -> Quick reference.
help    -> Python's own help system.
object? -> Details about 'object', use 'object??' for extra details.
%gui ref -> A brief reference about the graphical user interface.

```

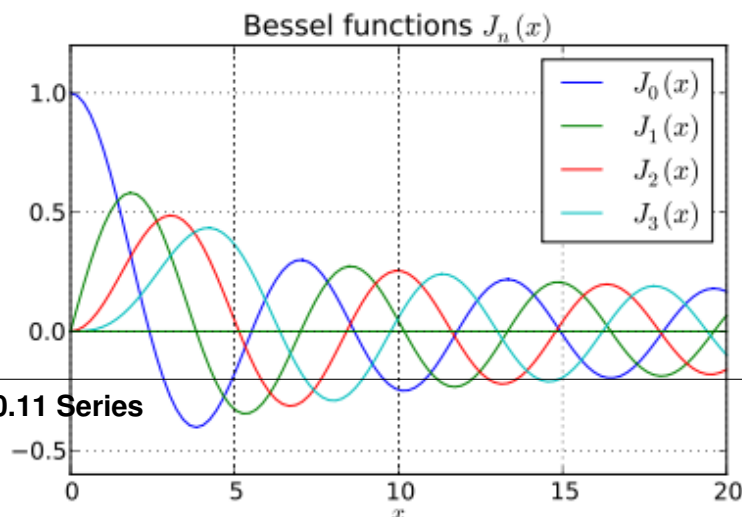
```
In [1]: run recarr_simple.py
```



```

In [2]: from scipy import special as sp
...: x = linspace(0, 20, 100)
...: for n in range(4):
...:     y = sp.jn(n, x)
...:     plot(x, y, label=r'$J_{%s}(x)$' % n)
...: axhline(0, color='green', label='_nolegend_')
...: grid()
...: legend()
...: xlabel('$x$')
...: title(r'Bessel functions $J_n(x)$')
Out[2]: <matplotlib.text.Text object at 0x7fcddc1795d0>

```



## High-level parallel computing with ZeroMQ

We have completely rewritten the Twisted-based code for high-level parallel computing to work atop our new ZeroMQ architecture. While we realize this will break compatibility for a number of users, we hope to make the transition as easy as possible with our docs, and we are convinced the change is worth it. ZeroMQ provides us with much tighter control over memory, higher performance, and its communications are impervious to the Python Global Interpreter Lock because they take place in a system-level C++ thread. The impact of the GIL in our previous code was something we could simply not work around, given that Twisted is itself a Python library. So while Twisted is a very capable framework, we think ZeroMQ fits our needs much better and we hope you will find the change to be a significant improvement in the long run.

Our manual contains *a full description of how to use IPython for parallel computing*, and the [tutorial](#) presented by Min Ragan-Kelley at the SciPy 2011 conference provides a hands-on complement to the reference docs.

## Refactoring

As of this release, a significant portion of IPython has been refactored. This refactoring is founded on a number of new abstractions. The main new classes that implement these abstractions are:

- `IPython.utils.traitlets.HasTraits`.
- `IPython.config.configurable.Configurable`.
- `IPython.config.application.Application`.
- `IPython.config.loader.ConfigLoader`.
- `IPython.config.loader.Config`

We are still in the process of writing developer focused documentation about these classes, but for now our *configuration documentation* contains a high level overview of the concepts that these classes express.

The biggest user-visible change is likely the move to using the config system to determine the command-line arguments for IPython applications. The benefit of this is that *all* configurable values in IPython are exposed on the command-line, but the syntax for specifying values has changed. The gist is that assigning values is pure Python assignment. Simple flags exist for commonly used options, these are always prefixed with ‘-‘.

The IPython command-line help has the details of all the options (via `ipython --help`), but a simple example should clarify things; the `pylab` flag can be used to start in pylab mode with the qt4 backend:

```
ipython --pylab=qt
```

which is equivalent to using the fully qualified form:

```
ipython --TerminalIPythonApp.pylab=qt
```

The long-form options can be listed via `ipython --help-all`.

## ZeroMQ architecture

There is a new GUI framework for IPython, based on a client-server model in which multiple clients can communicate with one IPython kernel, using the ZeroMQ messaging framework. There is already a Qt console client, which can be started by calling `ipython qtconsole`. The protocol is [documented](#).

The parallel computing framework has also been rewritten using ZMQ. The protocol is described [here](#), and the code is in the new `IPython.parallel` module.

## Python 3 support

A Python 3 version of IPython has been prepared. For the time being, this is maintained separately and updated from the main codebase. Its code can be found [here](#). The parallel computing components are not perfect on Python3, but most functionality appears to be working. As this work is evolving quickly, the best place to find updated information about it is our [Python 3 wiki page](#).

## Unicode

Entering non-ascii characters in unicode literals (`u"€ø"`) now works properly on all platforms. However, entering these in byte/string literals (`"€ø"`) will not work as expected on Windows (or any platform where the terminal encoding is not UTF-8, as it typically is for Linux & Mac OS X). You can use escape sequences (`"\xe9\x82"`) to get bytes above 128, or use unicode literals and encode them. This is a limitation of Python 2 which we cannot easily work around.

## Integration with Microsoft Visual Studio

IPython can be used as the interactive shell in the [Python plugin for Microsoft Visual Studio](#), as seen here:

The Microsoft team developing this currently has a release candidate out using IPython 0.11. We will continue to collaborate with them to ensure that as they approach their final release date, the integration with IPython remains smooth. We'd like to thank Dino Viehland and Shahrokh Mortazavi for the work they have done towards this feature, as well as Wenming Ye for his support of our WinHPC capabilities.

## Additional new features

- Added `Bytes` traitlet, removing `Str`. All 'string' traitlets should either be `Unicode` if a real string, or `Bytes` if a C-string. This removes ambiguity and helps the Python 3 transition.
- New magic `%loadpy` loads a python file from disk or web URL into the current input buffer.
- New magic `%pastebin` for sharing code via the 'Lodge it' pastebin.
- New magic `%precision` for controlling float and numpy pretty printing.
- IPython applications initiate logging, so any object can gain access to a the logger of the currently running Application with:

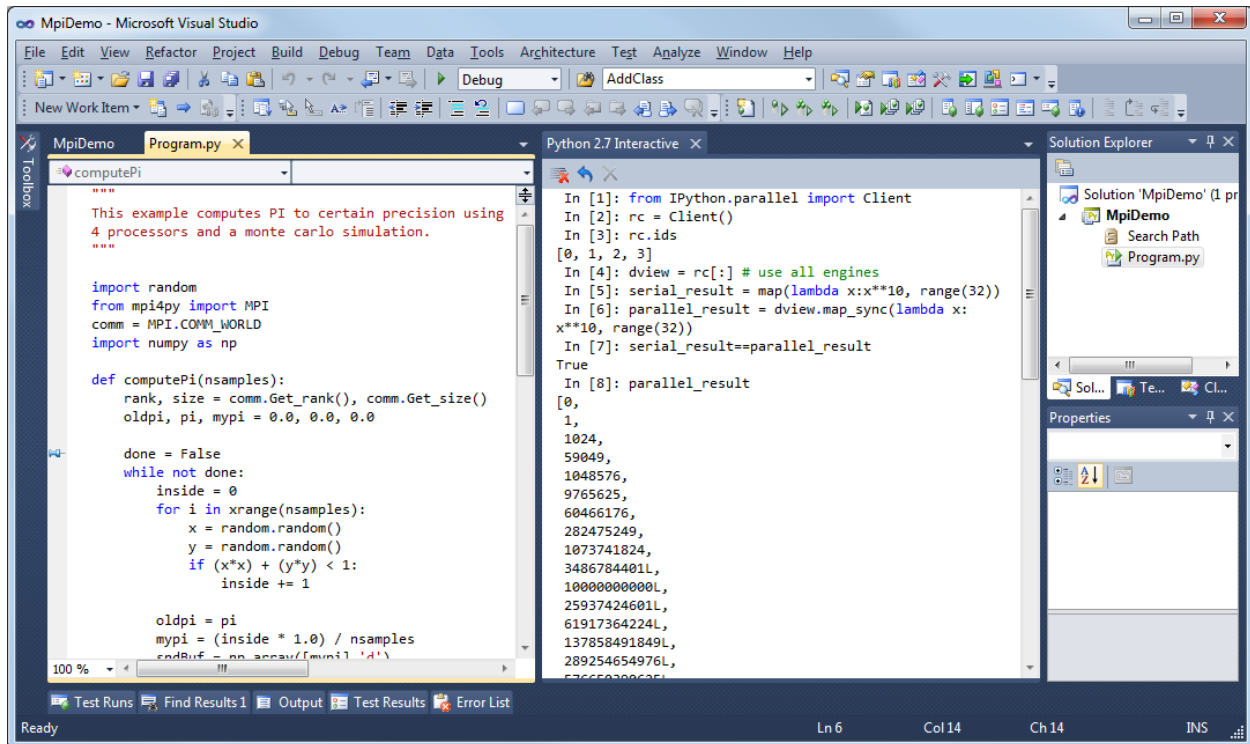


Fig. 2.6: IPython console embedded in Microsoft Visual Studio.

```
from IPython.config.application import Application
logger = Application.instance().log
```

- You can now get help on an object halfway through typing a command. For instance, typing `a = zip?` shows the details of `zip()`. It also leaves the command at the next prompt so you can carry on with it.
- The input history is now written to an SQLite database. The API for retrieving items from the history has also been redesigned.
- The `IPython.extensions.pretty` extension has been moved out of quarantine and fully updated to the new extension API.
- New magics for loading/unloading/reloading extensions have been added: `%load_ext`, `%unload_ext` and `%reload_ext`.
- The configuration system and configuration files are brand new. See the configuration system [documentation](#) for more details.
- The `InteractiveShell` class is now a `Configurable` subclass and has traitlets that determine the defaults and runtime environment. The `__init__` method has also been refactored so this class can be instantiated and run without the old `ipmaker` module.
- The methods of `InteractiveShell` have been organized into sections to make it easier to turn more sections of functionality into components.
- The embedded shell has been refactored into a truly standalone subclass of `InteractiveShell`



called `InteractiveShellEmbed`. All embedding logic has been taken out of the base class and put into the embedded subclass.

- Added methods of `InteractiveShell` to help it cleanup after itself. The `cleanup()` method controls this. We couldn't do this in `__del__()` because we have cycles in our object graph that prevent it from being called.
- Created a new module `IPython.utils.importstring` for resolving strings like `foo.bar.Bar` to the actual class.
- Completely refactored the `IPython.core.prefilter` module into `Configurable` subclasses. Added a new layer into the prefilter system, called "transformations" that all new prefilter logic should use (rather than the older "checker/handler" approach).
- Aliases are now components (`IPython.core.alias`).
- New top level `embed()` function that can be called to embed IPython at any place in user's code. On the first call it will create an `InteractiveShellEmbed` instance and call it. In later calls, it just calls the previously created `InteractiveShellEmbed`.
- Created a configuration system (`IPython.config.configurable`) that is based on `IPython.utils.traitlets`. Configurables are arranged into a runtime containment tree (not inheritance) that i) automatically propagates configuration information and ii) allows singletons to discover each other in a loosely coupled manner. In the future all parts of IPython will be subclasses of `Configurable`. All IPython developers should become familiar with the config system.
- Created a new `Config` for holding configuration information. This is a dict like class with a few extras: i) it supports attribute style access, ii) it has a merge function that merges two `Config` instances recursively and iii) it will automatically create sub-`Config` instances for attributes that start with an uppercase character.
- Created new configuration loaders in `IPython.config.loader`. These loaders provide a unified loading interface for all configuration information including command line arguments and configuration files. We have two default implementations based on `argparse` and plain python files. These are used to implement the new configuration system.
- Created a top-level `Application` class in `IPython.core.application` that is designed to encapsulate the starting of any basic Python program. An application loads and merges all the configuration objects, constructs the main application, configures and initiates logging, and creates and configures any `Configurable` instances and then starts the application running. An extended `BaseIPythonApplication` class adds logic for handling the IPython directory as well as profiles, and all IPython entry points extend it.
- The `Type` and `Instance` traitlets now handle classes given as strings, like `foo.bar.Bar`. This is needed for forward declarations. But, this was implemented in a careful way so that string to class resolution is done at a single point, when the parent `HasTraitlets` is instantiated.
- `IPython.utils.ipstruct` has been refactored to be a subclass of `dict`. It also now has full docstrings and doctests.
- Created a Traits like implementation in `IPython.utils.traitlets`. This is a pure Python, lightweight version of a library that is similar to Enthought's Traits project, but has no dependencies on Enthought's code. We are using this for validation, defaults and notification in our new component system. Although it is not 100% API compatible with Enthought's Traits, we plan on moving in

this direction so that eventually our implementation could be replaced by a (yet to exist) pure Python version of Enthought Traits.

- Added a new module `IPython.lib.inputhook` to manage the integration with GUI event loops using `PyOS_InputHook`. See the docstrings in this module or the main IPython docs for details.
- For users, GUI event loop integration is now handled through the new `%gui` magic command. Type `%gui?` at an IPython prompt for documentation.
- For developers `IPython.lib.inputhook` provides a simple interface for managing the event loops in their interactive GUI applications. Examples can be found in our `examples/lib` directory.

### Backwards incompatible changes

- The Twisted-based `IPython.kernel` has been removed, and completely rewritten as `IPython.parallel`, using ZeroMQ.
- Profiles are now directories. Instead of a profile being a single config file, profiles are now self-contained directories. By default, profiles get their own IPython history, log files, and everything. To create a new profile, do `ipython profile create <name>`.
- All IPython applications have been rewritten to use `KeyValueConfigLoader`. This means that command-line options have changed. Now, all configurable values are accessible from the command-line with the same syntax as in a configuration file.
- The command line options `-wthread`, `-qthread` and `-gthread` have been removed. Use `--gui=wx`, `--gui=qt`, `--gui=gtk` instead.
- The extension loading functions have been renamed to `load_ipython_extension()` and `unload_ipython_extension()`.
- `InteractiveShell` no longer takes an `embedded` argument. Instead just use the `InteractiveShellEmbed` class.
- `__IPYTHON__` is no longer injected into `__builtin__`.
- `Struct.__init__()` no longer takes `None` as its first argument. It must be a `dict` or `Struct`.
- `ipmagic()` has been renamed `()`
- The functions `ipmagic()` and `ipalias()` have been removed from `__builtins__`.
- The references to the global `InteractiveShell` instance (`_ip`, and `__IP`) have been removed from the user's namespace. They are replaced by a new function called `get_ipython()` that returns the current `InteractiveShell` instance. This function is injected into the user's namespace and is now the main way of accessing the running IPython.
- Old style configuration files `ipythonrc` and `ipy_user_conf.py` are no longer supported. Users should migrate there configuration files to the new format described [here](#) and [here](#).
- The old IPython extension API that relied on `ipapi()` has been completely removed. The new extension API is described [here](#).
- Support for `qt3` has been dropped. Users who need this should use previous versions of IPython.



- Removed `shellglobals` as it was obsolete.
- Removed all the threaded shells in `IPython.core.shell`. These are no longer needed because of the new capabilities in `IPython.lib.inputhook`.
- New top-level sub-packages have been created: `IPython.core`, `IPython.lib`, `IPython.utils`, `IPython.deathrow`, `IPython.quarantine`. All existing top-level modules have been moved to appropriate sub-packages. All internal import statements have been updated and tests have been added. The build system (`setup.py` and `friends`) have been updated. See [The IPython API](#) for details of these new sub-packages.
- `IPython.ipapi` has been moved to `IPython.core.ipapi`. `IPython.Shell` and `IPython.iplib` have been split and removed as part of the refactor.
- `Extensions` has been moved to `extensions` and all existing extensions have been moved to either `IPython.quarantine` or `IPython.deathrow`. `IPython.quarantine` contains modules that we plan on keeping but that need to be updated. `IPython.deathrow` contains modules that are either dead or that should be maintained as third party libraries.
- Previous IPython GUIs in `IPython.frontend` and `IPython.gui` are likely broken, and have been removed to `IPython.deathrow` because of the refactoring in the core. With proper updates, these should still work.

## Known Regressions

We do our best to improve IPython, but there are some known regressions in 0.11 relative to 0.10.2. First of all, there are features that have yet to be ported to the new APIs, and in order to ensure that all of the installed code runs for our users, we have moved them to two separate directories in the source distribution, `quarantine` and `deathrow`. Finally, we have some other miscellaneous regressions that we hope to fix as soon as possible. We now describe all of these in more detail.

### Quarantine

These are tools and extensions that we consider relatively easy to update to the new classes and APIs, but that we simply haven't had time for. Any user who is interested in one of these is encouraged to help us by porting it and submitting a pull request on our [development site](#).

Currently, the quarantine directory contains:

<code>clearcmd.py</code>	<code>ipy_fsops.py</code>	<code>ipy_signals.py</code>
<code>envpersist.py</code>	<code>ipy_gnuglobal.py</code>	<code>ipy_synchronize_with.py</code>
<code>ext_rescapture.py</code>	<code>ipy_greedycompleter.py</code>	<code>ipy_system_conf.py</code>
<code>InterpreterExec.py</code>	<code>ipy_jot.py</code>	<code>ipy_which.py</code>
<code>ipy_app_completers.py</code>	<code>ipy_lookfor.py</code>	<code>ipy_winpdb.py</code>
<code>ipy_autoreload.py</code>	<code>ipy_profile_doctest.py</code>	<code>ipy_workdir.py</code>
<code>ipy_completers.py</code>	<code>ipy_pydb.py</code>	<code>jobctrl.py</code>
<code>ipy_editors.py</code>	<code>ipy_rehashdir.py</code>	<code>ledit.py</code>
<code>ipy_exportdb.py</code>	<code>ipy_render.py</code>	<code>pspersistence.py</code>
<code>ipy_extutil.py</code>	<code>ipy_server.py</code>	<code>win32clip.py</code>

### Deathrow

These packages may be harder to update or make most sense as third-party libraries. Some of them are completely obsolete and have been already replaced by better functionality (we simply haven't had the time to carefully weed them out so they are kept here for now). Others simply require fixes to code that the current core team may not be familiar with. If a tool you were used to is included here, we encourage you to contact the dev list and we can discuss whether it makes sense to keep it in IPython (if it can be maintained).

Currently, the deathrow directory contains:

<code>astyle.py</code>	<code>ipy_defaults.py</code>	<code>ipy_vimserver.py</code>
<code>dtutils.py</code>	<code>ipy_kitcfg.py</code>	<code>numeric_formats.py</code>
<code>Gnuplot2.py</code>	<code>ipy_legacy.py</code>	<code>numutils.py</code>
<code>GnuplotInteractive.py</code>	<code>ipy_p4.py</code>	<code>outputtrap.py</code>
<code>GnuplotRuntime.py</code>	<code>ipy_profile_none.py</code>	<code>PhysicalQInput.py</code>
<code>ibrowse.py</code>	<code>ipy_profile_numpy.py</code>	<code>PhysicalQInteractive.py</code>
<code>igrid.py</code>	<code>ipy_profile_scipy.py</code>	<code>quitter.py*</code>
<code>ipipe.py</code>	<code>ipy_profile_sh.py</code>	<code>scitedirector.py</code>
<code>iplib.py</code>	<code>ipy_profile_zope.py</code>	<code>Shell.py</code>
<code>ipy_constants.py</code>	<code>ipy_traits_completer.py</code>	<code>twshell.py</code>

### Other regressions

- The machinery that adds functionality to the 'sh' profile for using IPython as your system shell has not been updated to use the new APIs. As a result, only the aesthetic (prompt) changes are still implemented. We intend to fix this by 0.12. Tracked as issue [547](#).
- The installation of scripts on Windows was broken without `setuptools`, so we now depend on `setuptools` on Windows. We hope to fix `setuptools`-less installation, and then remove the `setuptools` dependency. Issue [539](#).
- The directory history `_dh` is not saved between sessions. Issue [634](#).

### Removed Features

As part of the updating of IPython, we have removed a few features for the purposes of cleaning up the code-base and interfaces. These removals are permanent, but for any item listed below, equivalent functionality is available.

- The magics `Exit` and `Quit` have been dropped as ways to exit IPython. Instead, the lowercase forms of both work either as a bare name (`exit`) or a function call (`exit()`). You can assign these to other names using `exec_lines` in the config file.

### Credits

Many users and developers contributed code, features, bug reports and ideas to this release. Please do not hesitate in contacting us if we've failed to acknowledge your contribution here. In particular, for this release we have contribution from the following people, a mix of new and regular names (in alphabetical order by first name):

- Aenugu Sai Kiran Reddy <saikrn08-at-gmail.com>
- andy wilson <wilson.andrew.j+github-at-gmail.com>
- Antonio Cuni <antocuni>
- Barry Wark <barrywark-at-gmail.com>
- Beetoju Anuradha <anu.beethoju-at-gmail.com>
- Benjamin Ragan-Kelley <minrk-at-Mercury.local>
- Brad Reisfeld
- Brian E. Granger <ellisonbg-at-gmail.com>
- Christoph Gohlke <cgohlke-at-uci.edu>
- Cody Precord
- dan.milstein
- Darren Dale <dsdale24-at-gmail.com>
- Dav Clark <davclark-at-berkeley.edu>
- David Warde-Farley <wardefar-at-iro.umontreal.ca>
- epatters <ejpatters-at-gmail.com>
- epatters <epatters-at-caltech.edu>
- epatters <epatters-at-enthought.com>
- Eric Firing <efiring-at-hawaii.edu>
- Erik Tollerud <erik.tollerud-at-gmail.com>
- Evan Patterson <epatters-at-enthought.com>
- Fernando Perez <Fernando.Perez-at-berkeley.edu>
- Gael Varoquaux <gael.varoquaux-at-normalesup.org>
- Gerardo <muzgash-at-Muzpelheim>
- Jason Grout <jason.grout-at-drake.edu>
- John Hunter <jdh2358-at-gmail.com>
- Jens Hedegaard Nielsen <jenshnielsen-at-gmail.com>
- Johann Cohen-Tanugi <johann.cohentanugi-at-gmail.com>
- Jörgen Stenarson <jorgen.stenarson-at-bostream.nu>
- Justin Riley <justin.t.riley-at-gmail.com>
- Kiorky
- Laurent Dufrechou <laurent.dufrechou-at-gmail.com>
- Luis Pedro Coelho <lpc-at-cmu.edu>

- Mani chandra <mchandra-at-iitk.ac.in>
- Mark E. Smith
- Mark Voorhies <mark.voorhies-at-ucsf.edu>
- Martin Spacek <git-at-mspacek.mm.st>
- Michael Droettboom <mdroe-at-stsci.edu>
- MinRK <benjaminrk-at-gmail.com>
- muzuiget <muzuiget-at-gmail.com>
- Nick Tarleton <nick-at-quixey.com>
- Nicolas Rougier <Nicolas.rougier-at-inria.fr>
- Omar Andres Zapata Mesa <andresete.chaos-at-gmail.com>
- Paul Ivanov <pivanov314-at-gmail.com>
- Pauli Virtanen <pauli.virtanen-at-iki.fi>
- Prabhu Ramachandran
- Ramana <sramana9-at-gmail.com>
- Robert Kern <robert.kern-at-gmail.com>
- Sathesh Chandra <satheshchandra88-at-gmail.com>
- Satrajit Ghosh <satra-at-mit.edu>
- Sebastian Busch
- Skipper Seabold <jsseabold-at-gmail.com>
- Stefan van der Walt <bzr-at-mentat.za.net>
- Stephan Peijnik <debian-at-sp.or.at>
- Steven Bethard
- Thomas Kluyver <takowl-at-gmail.com>
- Thomas Spura <tomspur-at-fedoraproject.org>
- Tom Fetherston <tfetherston-at-aol.com>
- Tom MacWright
- tzanko
- vankayala sowjanya <hai.sowjanya-at-gmail.com>
- Vivian De Smedt <vds2212-at-VIVIAN>
- Ville M. Vainio <vivainio-at-gmail.com>
- Vishal Vatsa <vishal.vatsa-at-gmail.com>
- Vishnu S G <sgvishnu777-at-gmail.com>

- Walter Doerwald <walter-at-livinglogic.de>

---

**Note:** This list was generated with the output of `git log dev-0.11 HEAD --format='% * %aN <%aE>' | sed 's/@/\-at\-/ ' | sed 's/<>// ' | sort -u` after some cleanup. If you should be on this list, please add yourself.

---

## 2.14 Issues closed in the 0.11 development cycle

In this cycle, we closed a total of 511 issues, 226 pull requests and 285 regular issues; this is the full list (generated with the script `tools/github_stats.py`). We should note that a few of these were made on the 0.10.x series, but we have no automatic way of filtering the issues by branch, so this reflects all of our development over the last two years, including work already released in 0.10.2:

Pull requests (226):

- [620](#): Release notes and updates to GUI support docs for 0.11
- [642](#): fix typo in docs/examples/vim/README.rst
- [631](#): two-way vim-ipython integration
- [637](#): print is a function, this allows to properly exit ipython
- [635](#): support html representations in the notebook frontend
- [639](#): Updating the credits file
- [628](#): import pexpect from IPython.external in irunner
- [596](#): Iranner
- [598](#): Fix templates for CrashHandler
- [590](#): Desktop
- [600](#): Fix bug with non-ascii reprs inside pretty-printed lists.
- [618](#): I617
- [599](#): Gui Qt example and docs
- [619](#): manpage update
- [582](#): Updating sympy profile to match the `exec_lines` of isympy.
- [578](#): Check to see if correct source for decorated functions can be displayed
- [589](#): issue 588
- [591](#): simulate shell expansion on `%run` arguments, at least tilde expansion
- [576](#): Show message about `%paste` magic on an `IndentationError`
- [574](#): Getcwd
- [565](#): don't move old config files, keep nagging the user

- 575: Added more docstrings to IPython.zmq.session.
- 567: fix trailing whitespace from resetting indentation
- 564: Command line args in docs
- 560: reorder qt support in kernel
- 561: command-line suggestions
- 556: qt\_for\_kernel: use matplotlib rcParams to decide between PyQt4 and PySide
- 557: Update usage.py to newapp
- 555: Rm default old config
- 552: update parallel code for py3k
- 504: Updating string formatting
- 551: Make pylab import all configurable
- 496: Qt editing keybindings
- 550: Support v2 PyQt4 APIs and PySide in kernel's GUI support
- 546: doc update
- 548: Fix sympy profile to work with sympy 0.7.
- 542: issue 440
- 533: Remove unused configobj and validate libraries from externals.
- 538: fix various tests on Windows
- 540: support `-pylab` flag with deprecation warning
- 537: Docs update
- 536: `setup.py install` depends on `setuptools` on Windows
- 480: Get help mid-command
- 462: Str and Bytes traitlets
- 534: Handle unicode properly in IPython.zmq.iostream
- 527: ZMQ displayhook
- 526: Handle asynchronous output in Qt console
- 528: Do not import deprecated functions from external decorators library.
- 454: New BaseIPythonApplication
- 532: Zmq unicode
- 531: Fix Parallel test
- 525: fallback on `lsio` if `otool` not found in `libedit` detection
- 517: Merge IPython.parallel.streamsession into IPython.zmq.session

- 521: use `dict.get(key)` instead of `dict[key]` for safety from `KeyErrors`
- 492: add `QtConsoleApp` using `newapplication`
- 485: terminal IPython with `newapp`
- 486: Use `newapp` in parallel code
- 511: Add a new line before displaying multiline strings in the Qt console.
- 509: i508
- 501: ignore `EINTR` in channel loops
- 495: Better selection of Qt bindings when `QT_API` is not specified
- 498: Check for `.pyd` as extension for binary files.
- 494: QtConsole zoom adjustments
- 490: fix `UnicodeEncodeError` writing SVG string to `.svg` file, fixes #489
- 491: add `QtConsoleApp` using `newapplication`
- 479: `embed()` doesn't load default config
- 483: Links launchpad -> github
- 419: `%xdel` magic
- 477: Add `n` to lines in the log
- 459: use `os.system` for `shell.system` in Terminal frontend
- 475: i473
- 471: Add test decorator `onlyif_unicode_paths`.
- 474: Fix support for raw GTK and WX matplotlib backends.
- 472: Kernel event loop is robust against random SIGINT.
- 460: Share code for `magic_edit`
- 469: Add exit code when running all tests with `iptest`.
- 464: Add home directory expansion to `IPYTHON_DIR` environment variables.
- 455: Bugfix with logger
- 448: Separate out `skip_doctest` decorator
- 453: Draft of new main `BaseIPythonApplication`.
- 452: Use `list/tuple/dict/set` subclass's overridden `__repr__` instead of the pretty
- 398: allow toggle of `svg/png` inline figure format
- 381: Support inline PNGs of matplotlib plots
- 413: Retries and Resubmit (#411 and #412)
- 370: Fixes to the display system

- 449: Fix issue 447 - inspecting old-style classes.
- 423: Allow type checking on elements of List,Tuple,Set traits
- 400: Config5
- 421: Generalise mechanism to put text at the next prompt in the Qt console.
- 443: pinfo code duplication
- 429: add check\_pid, and handle stale PID info in ipcluster.
- 431: Fix error message in test\_irunner
- 427: handle different SyntaxError messages in test\_irunner
- 424: Irunner test failure
- 430: Small parallel doc typo
- 422: Make ipython-qtconsole a GUI script
- 420: Permit kernel std\* to be redirected
- 408: History request
- 388: Add Emacs-style kill ring to Qt console
- 414: Warn on old config files
- 415: Prevent prefilter from crashing IPython
- 418: Minor configuration doc fixes
- 407: Update What's new documentation
- 410: Install notebook frontend
- 406: install IPython.zmq.gui
- 393: ipdir unicode
- 397: utils.io.Term.cin/out/err -> utils.io.stdin/out/err
- 389: DB fixes and Scheduler HWM
- 374: Various Windows-related fixes to IPython.parallel
- 362: fallback on defaultencoding if filesystemencoding is None
- 382: Shell's reset method clears namespace from last %run command.
- 385: Update iptest exclusions (fix #375)
- 383: Catch errors in querying readline which occur with pyreadline.
- 373: Remove runlines etc.
- 364: Single output
- 372: Multiline input push
- 363: Issue 125



- 361: don't rely on setuptools for readline dependency check
- 349: Fix %autopx magic
- 355: History save thread
- 356: Usability improvements to history in Qt console
- 357: Exit autocall
- 353: Rewrite quit()/exit()/Quit()/Exit() calls as magic
- 354: Cell tweaks
- 345: Attempt to address (partly) issue ipython/#342 by rewriting quit(), exit(), etc.
- 352: #342: Try to recover as intelligently as possible if user calls magic().
- 346: Dedent prefix bugfix + tests: #142
- 348: %reset doesn't reset prompt number.
- 347: Make ip.reset() work the same in interactive or non-interactive code.
- 343: make readline a dependency on OSX
- 344: restore auto debug behavior
- 339: fix for issue 337: incorrect/phantom tooltips for magics
- 254: newparallel branch (add zmq.parallel submodule)
- 334: Hard reset
- 316: Unicode win process
- 332: AST splitter
- 325: Removetwisted
- 330: Magic pastebin
- 309: Bug tests for GH Issues 238, 284, 306, 307. Skip module machinery if not installed. Known failures reported as 'K'
- 331: Tweak config loader for PyPy compatibility.
- 319: Rewrite code to restore readline history after an action
- 329: Do not store file contents in history when running a .ipy file.
- 179: Html notebook
- 323: Add missing external.pexpect to packages
- 295: Magic local scope
- 315: Unicode magic args
- 310: allow Unicode Command-Line options
- 313: Readline shortcuts

- [311](#): Qtconsole exit
- [312](#): History memory
- [294](#): Issue 290
- [292](#): Issue 31
- [252](#): Unicode issues
- [235](#): Fix history magic command's bugs wrt to full history and add -O option to display full history
- [236](#): History minus p flag
- [261](#): Adapt magic commands to new history system.
- [282](#): SQLite history
- [191](#): Unbundle external libraries
- [199](#): Magic arguments
- [204](#): Emacs completion bugfix
- [293](#): Issue 133
- [249](#): Writing unicode characters to a log file. (IPython 0.10.2.git)
- [283](#): Support for 256-color escape sequences in Qt console
- [281](#): Refactored and improved Qt console's HTML export facility
- [237](#): Fix185 (take two)
- [251](#): Issue 129
- [278](#): add basic XDG\_CONFIG\_HOME support
- [275](#): inline pylab cuts off labels on log plots
- [280](#): Add %precision magic
- [259](#): Pyside support
- [193](#): Make ipython cProfile-able
- [272](#): Magic examples
- [219](#): Doc magic pycat
- [221](#): Doc magic alias
- [230](#): Doc magic edit
- [224](#): Doc magic cpaste
- [229](#): Doc magic pdef
- [273](#): Docs build
- [228](#): Doc magic who
- [233](#): Doc magic cd

- [226](#): Doc magic pwd
- [218](#): Doc magic history
- [231](#): Doc magic reset
- [225](#): Doc magic save
- [222](#): Doc magic timeit
- [223](#): Doc magic colors
- [203](#): Small typos in zmq/blockingkernelmanager.py
- [227](#): Doc magic logon
- [232](#): Doc magic profile
- [264](#): Kernel logging
- [220](#): Doc magic edit
- [268](#): PyZMQ >= 2.0.10
- [267](#): GitHub Pages (again)
- [266](#): OSX-specific fixes to the Qt console
- [255](#): Gitwash typo
- [265](#): Fix string input2
- [260](#): Kernel crash with empty history
- [243](#): New display system
- [242](#): Fix terminal exit
- [250](#): always use Session.send
- [239](#): Makefile command & script for GitHub Pages
- [244](#): My exit
- [234](#): Timed history save
- [217](#): Doc magic lsmagic
- [215](#): History fix
- [195](#): Formatters
- [192](#): Ready colorize bug
- [198](#): Windows workdir
- [174](#): Whitespace cleanup
- [188](#): Version info: update our version management system to use git.
- [158](#): Ready for merge
- [187](#): Resolved Print shortcut collision with ctrl-P emacs binding

- 183: cleanup of exit/quit commands for qt console
- 184: Logo added to sphinx docs
- 180: Cleanup old code
- 171: Expose Pygments styles as options
- 170: HTML Fixes
- 172: Fix del method exit test
- 164: Qt frontend shutdown behavior fixes and enhancements
- 167: Added HTML export
- 163: Execution refactor
- 159: Ipy3 preparation
- 155: Ready startup fix
- 152: 0.10.1 sge
- 151: mk\_object\_info -> object\_info
- 149: Simple bug-fix

Regular issues (285):

- 630: new.py in pwd prevents ipython from starting
- 623: Execute DirectView commands while running LoadBalancedView tasks
- 437: Users should have autocompletion in the notebook
- 583: update manpages
- 594: irunner command line options defer to file extensions
- 603: Users should see colored text in tracebacks and the pager
- 597: UnicodeDecodeError: 'ascii' codec can't decode byte 0xc2
- 608: Organize and layout buttons in the notebook panel sections
- 609: Implement controls in the Kernel panel section
- 611: Add kernel status widget back to notebook
- 610: Implement controls in the Cell section panel
- 612: Implement Help panel section
- 621: [qtconsole] on windows xp, cannot PageUp more than once
- 616: Store exit status of last command
- 605: Users should be able to open different notebooks in the cwd
- 302: Users should see a consistent behavior in the Out prompt in the html notebook
- 435: Notebook should not import anything by default

- 595: qtconsole command issue
- 588: ipython-qtconsole uses 100% CPU
- 586: ? + plot() Command B0rks QTConsole Strangely
- 585: %pdoc throws Errors for classes without \_\_init\_\_ or docstring
- 584: %pdoc throws TypeError
- 580: Client instantiation AssertionError
- 569: UnicodeDecodeError during startup
- 572: Indented command hits error
- 573: -wthread breaks indented top-level statements
- 570: “-pylab inline” vs. “-pylab=inline”
- 566: Can’t use exec\_file in config file
- 562: update docs to reflect ‘-args=values’
- 558: triple quote and %s at beginning of line
- 554: Update 0.11 docs to explain Qt console and how to do a clean install
- 553: embed() fails if config files not installed
- 8: Ensure %gui qt works with new Mayavi and pylab
- 269: Provide compatibility api for IPython.Shell().start().mainloop()
- 66: Update the main What’s New document to reflect work on 0.11
- 549: Don’t check for ‘linux2’ value in sys.platform
- 505: Qt windows created within imported functions won’t show()
- 545: qtconsole ignores exec\_lines
- 371: segfault in qtconsole when kernel quits
- 377: Failure: error (nothing to repeat)
- 544: Ipython qtconsole pylab config issue.
- 543: RuntimeError in completer
- 440: %run filename autocompletion “The kernel heartbeat has been inactive ... ” error
- 541: log\_level is broken in the ipython Application
- 369: windows source install doesn’t create scripts correctly
- 351: Make sure that the Windows installer handles the top-level IPython scripts.
- 512: Two displayhooks in zmq
- 340: Make sure that the Windows HPC scheduler support is working for 0.11
- 98: Should be able to get help on an object mid-command

- 529: unicode problem in qtconsole for windows
- 476: Separate input area in Qt Console
- 175: Qt console needs configuration support
- 156: Key history lost when debugging program crash
- 470: decorator: uses deprecated features
- 30: readline in OS X does not have correct key bindings
- 503: merge IPython.parallel.streamsession and IPython.zmq.session
- 456: pathname in document punctuated by dots not slashes
- 451: Allow switching the default image format for inline mpl backend
- 79: Implement more robust handling of config stages in Application
- 522: Encoding problems
- 524: otool should not be unconditionally called on osx
- 523: Get profile and config file inheritance working
- 519: qtconsole –pure: “TypeError: string indices must be integers, not str”
- 516: qtconsole –pure: “KeyError: ‘ismagic’”
- 520: qtconsole –pure: “TypeError: string indices must be integers, not str”
- 450: resubmitted tasks sometimes stuck as pending
- 518: JSON serialization problems with ObjectId type (MongoDB)
- 178: Channels should be named for their function, not their socket type
- 515: [ipcluster] termination on os x
- 510: qtconsole: indentation problem printing numpy arrays
- 508: “AssertionError: Missing message part.” in ipython-qtconsole –pure
- 499: “ZMQError: Interrupted system call” when saving inline figure
- 426: %edit magic fails in qtconsole
- 497: Don’t show info from .pyd files
- 493: QFont::setPointSize: Point size <= 0 (0), must be greater than 0
- 489: UnicodeEncodeError in qt.svg.save\_svg
- 458: embed() doesn’t load default config
- 488: Using IPython with RubyPython leads to problems with IPython.parallel.client.client.Client.\_\_init()
- 401: Race condition when running lbview.apply() fast multiple times in loop
- 168: Scrub Launchpad links from code, docs

- 141: garbage collection problem (revisited)
- 59: test\_magic.test\_obj\_del fails on win32
- 457: Backgrounded Tasks not Allowed? (but easy to slip by . . .)
- 297: Shouldn't use pexpect for subprocesses in in-process terminal frontend
- 110: magic to return exit status
- 473: OSX readline detection fails in the debugger
- 466: tests fail without unicode filename support
- 468: iptest script has 0 exit code even when tests fail
- 465: client.db\_query() behaves different with SQLite and MongoDB
- 467: magic\_install\_default\_config test fails when there is no .ipython directory
- 463: IPYTHON\_DIR (and IPYTHONDIR) don't expand tilde to '~' directory
- 446: Test machinery is imported at normal runtime
- 438: Users should be able to use Up/Down for cell navigation
- 439: Users should be able to copy notebook input and output
- 291: Rename special display methods and put them lower in priority than display functions
- 447: Instantiating classes without \_\_init\_\_ function causes kernel to crash
- 444: Ctrl + t in WxIPython Causes Unexpected Behavior
- 445: qt and console Based Startup Errors
- 428: ipcluster doesn't handle stale pid info well
- 434: 10.0.2 seg fault with rpy2
- 441: Allow running a block of code in a file
- 432: Silent request fails
- 409: Test failure in IPython.lib
- 402: History section of messaging spec is incorrect
- 88: Error when inputting UTF8 CJK characters
- 366: Ctrl-K should kill line and store it, so that Ctrl-y can yank it back
- 425: typo in %gui magic help
- 304: Persistent warnings if old configuration files exist
- 216: crash of ipython when alias is used with %s and echo
- 412: add support to automatic retry of tasks
- 411: add support to continue tasks
- 417: IPython should display things unsorted if it can't sort them

- 416: wrong encode when printing unicode string
- 376: Failing InputsplitterTest
- 405: TraitError in traitlets.py(332) on any input
- 392: UnicodeEncodeError on start
- 137: sys.getfilesystemencoding return value not checked
- 300: Users should be able to manage kernels and kernel sessions from the notebook UI
- 301: Users should have access to working Kernel, Tabs, Edit, Help menus in the notebook
- 396: cursor move triggers a lot of IO access
- 379: Minor doc nit: -paging argument
- 399: Add task queue limit in engine when load-balancing
- 78: StringTask won't take unicode code strings
- 391: MongoDB.add\_record() does not work in 0.11dev
- 365: newparallel on Windows
- 386: FAIL: test that pushed functions have access to globals
- 387: Interactively defined functions can't access user namespace
- 118: Snow Leopard ipy\_vimserver POLL error
- 394: System escape interpreted in multi-line string
- 26: find\_job\_cmd is too hasty to fail on Windows
- 368: Installation instructions in dev docs are completely wrong
- 380: qtconsole pager RST - HTML not happening consistently
- 367: Qt console doesn't support ibus input method
- 375: Missing libraries cause ImportError in tests
- 71: temp file errors in iptest IPython.core
- 350: Decide how to handle displayhook being triggered multiple times
- 360: Remove runlines method
- 125: Exec lines in config should not contribute to line numbering or history
- 20: Robust readline support on OS X's builtin Python
- 147: On Windows, %page is being too restrictive to split line by rn only
- 326: Update docs and examples for parallel stuff to reflect movement away from Twisted
- 341: Fix Parallel Magics for newparallel
- 338: Usability improvements to Qt console
- 142: unexpected auto-indenting when variables names that start with 'pass'



- 296: Automatic PDB via `%pdb` doesn't work
- 337: `exit()` (and `quit()` in Qt console produces phantom signature/docstring popup, even though `quit()` or `exit()` raises `NameError`
- 318: `%debug` broken in master: invokes missing `save_history()` method
- 307: lines ending with semicolon should not go to cache
- 104: have ipengine run start-up scripts before registering with the controller
- 33: The `skip_doctest` decorator is failing to work on `Shell.MatplotlibShellBase.magic_run`
- 336: Missing figure `development/figs/iopubfade.png` for docs
- 49: `%clear` should also delete `_NN` references and `Out[NN]` ones
- 335: using `setuptools` installs every script twice
- 306: multiline strings at end of input cause noop
- 327: PyPy compatibility
- 328: `%run script.ipynb` raises "ERROR! Session/line number was not unique in database."
- 7: Update the changes doc to reflect the kernel config work
- 303: Users should be able to scroll a notebook w/o moving the menu/buttons
- 322: Embedding an interactive IPython shell
- 321: `%debug` broken in master
- 287: Crash when using `%macros` in `sqlite-history` branch
- 55: Can't edit files whose names begin with numbers
- 284: `In` variable no longer works in 0.11
- 92: Using `multiprocessing` module crashes parallel iPython
- 262: Fail to recover history after force-kill.
- 320: Tab completing `re.search` objects crashes IPython
- 317: `IPython.kernel`: parallel map issues
- 197: `ipython-qtconsole` unicode problem in `magic ls`
- 305: more readline shortcuts in `qtconsole`
- 314: Multi-line, multi-block cells can't be executed.
- 308: Test suite should set `sqlite` history to work in `:memory:`
- 202: Matplotlib native 'MacOSX' backend broken in '-pylab' mode
- 196: IPython can't deal with unicode file name.
- 25: unicode bug - encoding input
- 290: `try/except/else` clauses can't be typed, code input stops too early.

- 43: Implement SSH support in ipcluster
- 6: Update the Sphinx docs for the new ipcluster
- 9: Getting “DeadReferenceError: Calling Stale Broker” after ipcontroller restart
- 132: Ipython prevent south from working
- 27: generics.complete\_object broken
- 60: Improve absolute import management for iptest.py
- 31: Issues in magic\_whos code
- 52: Document testing process better
- 44: Merge history from multiple sessions
- 182: ipython q4thread in version 10.1 not starting properly
- 143: Ipython.gui.wx.ipython\_view.IPShellWidget: ignores user\*\_ns arguments
- 127: %edit does not work on filenames consisted of pure numbers
- 126: Can’t transfer command line argument to script
- 28: Offer finer control for initialization of input streams
- 58: ipython change char ‘0xe9’ to 4 spaces
- 68: Problems with Control-C stopping ipcluster on Windows/Python2.6
- 24: ipcluster does not start all the engines
- 240: Incorrect method displayed in %psource
- 120: inspect.getsource fails for functions defined on command line
- 212: IPython ignores exceptions in the first evaluation of class attrs
- 108: ipython disables python logger
- 100: Overzealous introspection
- 18: %cpaste freeze sync frontend
- 200: Unicode error when starting ipython in a folder with non-ascii path
- 130: Deadlock when importing a module that creates an IPython client
- 134: multiline block scrolling
- 46: Input to %timeit is not preparsed
- 285: ipcluster local -n 4 fails
- 205: In the Qt console, Tab should insert 4 spaces when not completing
- 145: Bug on MSW sytems: idle can not be set as default IPython editor. Fix Suggested.
- 77: ipython oops in cygwin
- 121: If plot windows are closed via window controls, no more plotting is possible.

- 111: Iterator version of TaskClient.map() that returns results as they become available
- 109: WinHPCLauncher is a hard dependency that causes errors in the test suite
- 86: Make IPython work with multiprocessing
- 15: Implement SGE support in ipcluster
- 3: Implement PBS support in ipcluster
- 53: Internal Python error in the inspect module
- 74: Manager() [from multiprocessing module] hangs ipythonx but not ipython
- 51: Out not working with ipythonx
- 201: use session.send throughout zmq code
- 115: multiline specials not defined in 0.11 branch
- 93: when looping, cursor appears at leftmost point in newline
- 133: whitespace after Source introspection
- 50: Ctrl-C with -gthread on Windows, causes uncaught IOError
- 65: Do not use .message attributes in exceptions, deprecated in 2.6
- 76: syntax error when raise is inside except process
- 107: bdist\_rpm causes traceback looking for a non-existent file
- 113: initial magic ? (question mark) fails before wildcard
- 128: Pdb instance has no attribute 'curframe'
- 139: running with -pylab pollutes namespace
- 140: malloc error during tab completion of numpy array member functions starting with 'c'
- 153: ipy\_vimserver traceback on Windows
- 154: using ipython in Slicer3 show how os.environ['HOME'] is not defined
- 185: show() blocks in pylab mode with ipython 0.10.1
- 189: Crash on tab completion
- 274: bashism in sshx.sh
- 276: Calling sip.setapi does not work if app has already imported from PyQt4
- 277: matplotlib.image imshow from 10.1 segfault
- 288: Incorrect docstring in zmq/kernelmanager.py
- 286: Fix IPython.Shell compatibility layer
- 99: blank lines in history
- 129: psearch: TypeError: expected string or buffer
- 190: Add option to format float point output

- [246](#): Application not conforms XDG Base Directory Specification
- [48](#): IPython should follow the XDG Base Directory spec for configuration
- [176](#): Make client-side history persistence readline-independent
- [279](#): Backtraces when using ipdb do not respect -colour LightBG setting
- [119](#): Broken type filter in magic\_who\_ls
- [271](#): Intermittent problem with print output in Qt console.
- [270](#): Small typo in IPython developer's guide
- [166](#): Add keyboard accelerators to Qt close dialog
- [173](#): asymmetrical ctrl-A/ctrl-E behavior in multiline
- [45](#): Autosave history for robustness
- [162](#): make command history persist in ipythonqt
- [161](#): make ipythonqt exit without dialog when exit() is called
- [263](#): [ipython + numpy] Some test errors
- [256](#): reset docstring ipython 0.10
- [258](#): allow caching to avoid matplotlib object references
- [248](#): Can't open and read files after upgrade from 0.10 to 0.10.0
- [247](#): ipython + Stackless
- [245](#): Magic save and macro missing newlines, line ranges don't match prompt numbers.
- [241](#): "exit" hangs on terminal version of IPython
- [213](#): ipython -pylab no longer plots interactively on 0.10.1
- [4](#): wx frontend don't display well commands output
- [5](#): ls command not supported in ipythonx wx frontend
- [1](#): Document winhpcjob.py and launcher.py
- [83](#): Usage of testing.util.DeferredTestCase should be replace with twisted.trial.unittest.TestCase
- [117](#): Redesign how Component instances are tracked and queried
- [47](#): IPython.kernel.client cannot be imported inside an engine
- [105](#): Refactor the task dependencies system
- [210](#): 0.10.1 doc mistake - New IPython Sphinx directive error
- [209](#): can't activate IPython parallel magics
- [206](#): Buggy linewidth in Mac OSX Terminal
- [194](#): !sudo <command> displays password in plain text
- [186](#): %edit issue under OS X 10.5 - IPython 0.10.1

- 11: Create a daily build PPA for ipython
- 144: logo missing from sphinx docs
- 181: cls command does not work on windows
- 169: Kernel can only be bound to localhost
- 36: tab completion does not escape ()
- 177: Report tracebacks of interactively entered input
- 148: dictionary having multiple keys having frozenset fails to print on iPython
- 160: magic\_gui throws TypeError when gui magic is used
- 150: History entries ending with parentheses corrupt command line on OS X 10.6.4
- 146: -ipythondir - using an alternative .ipython dir for rc type stuff
- 114: Interactive strings get mangled with “\_ip.magic”
- 135: crash on invalid print
- 69: Usage of “mycluster” profile in docs and examples
- 37: Fix colors in output of ResultList on Windows

## 2.15 0.10 series

### 2.15.1 Release 0.10.2

IPython 0.10.2 was released April 9, 2011. This is a minor bugfix release that preserves backward compatibility. At this point, all IPython development resources are focused on the 0.11 series that includes a complete architectural restructuring of the project as well as many new capabilities, so this is likely to be the last release of the 0.10.x series. We have tried to fix all major bugs in this series so that it remains a viable platform for those not ready yet to transition to the 0.11 and newer codebase (since that will require some porting effort, as a number of APIs have changed).

Thus, we are not opening a 0.10.3 active development branch yet, but if the user community requires new patches and is willing to maintain/release such a branch, we’ll be happy to host it on the IPython github repositories.

Highlights of this release:

- The main one is the closing of github ticket #185, a major regression we had in 0.10.1 where pylab mode with GTK (or gthread) was not working correctly, hence plots were blocking with GTK. Since this is the default matplotlib backend on Unix systems, this was a major annoyance for many users. Many thanks to Paul Ivanov for helping resolve this issue.
- Fix IOError bug on Windows when used with -gthread.
- Work robustly if \$HOME is missing from environment.
- Better POSIX support in ssh scripts (remove bash-specific idioms).

- Improved support for non-ascii characters in log files.
- Work correctly in environments where GTK can be imported but not started (such as a linux text console without X11).

For this release we merged 24 commits, contributed by the following people (please let us know if we ommitted your name and we'll gladly fix this in the notes for the future):

- Fernando Perez
- MinRK
- Paul Ivanov
- Pieter Cristiaan de Groot
- TvrtkoM

### 2.15.2 Release 0.10.1

IPython 0.10.1 was released October 11, 2010, over a year after version 0.10. This is mostly a bugfix release, since after version 0.10 was released, the development team's energy has been focused on the 0.11 series. We have nonetheless tried to backport what fixes we could into 0.10.1, as it remains the stable series that many users have in production systems they rely on.

Since the 0.11 series changes many APIs in backwards-incompatible ways, we are willing to continue maintaining the 0.10.x series. We don't really have time to actively write new code for 0.10.x, but we are happy to accept patches and pull requests on the IPython [github site](#). If sufficient contributions are made that improve 0.10.1, we will roll them into future releases. For this purpose, we will have a branch called 0.10.2 on github, on which you can base your contributions.

For this release, we applied approximately 60 commits totaling a diff of over 7000 lines:

```
(0.10.1)amirbar[dist]> git diff --oneline rel-0.10.. | wc -l
7296
```

Highlights of this release:

- The only significant new feature is that IPython's parallel computing machinery now supports natively the Sun Grid Engine and LSF schedulers. This work was a joint contribution from Justin Riley, Satra Ghosh and Matthieu Brucher, who put a lot of work into it. We also improved traceback handling in remote tasks, as well as providing better control for remote task IDs.
- New IPython Sphinx directive contributed by John Hunter. You can use this directive to mark blocks in reStructuredText documents as containing IPython syntax (including figures) and the will be executed during the build:

```
In [2]: plt.figure() # ensure a fresh figure

@savefig psimple.png width=4in
In [3]: plt.plot([1,2,3])
Out[3]: [<matplotlib.lines.Line2D object at 0x9b74d8c>]
```

- Various fixes to the standalone ipython-wx application.

- We now ship internally the excellent `argparse` library, graciously licensed under BSD terms by Steven Bethard. Now (2010) that `argparse` has become part of Python 2.7 this will be less of an issue, but Steven's relicensing allowed us to start updating IPython to using `argparse` well before Python 2.7. Many thanks!
- Robustness improvements so that IPython doesn't crash if the `readline` library is absent (though obviously a lot of functionality that requires `readline` will not be available).
- Improvements to tab completion in Emacs with Python 2.6.
- Logging now supports timestamps (see `%logstart?` for full details).
- A long-standing and quite annoying bug where parentheses would be added to `print` statements, under Python 2.5 and 2.6, was finally fixed.
- Improved handling of `libreadline` on Apple OSX.
- Fix `reload` method of IPython demos, which was broken.
- Fixes for the `ipipe/ibrowse` system on OSX.
- Fixes for Zope profile.
- Fix `%timeit` reporting when the time is longer than 1000s.
- Avoid lockups with `?` or `??` in SunOS, due to a bug in `termios`.
- The usual assortment of miscellaneous bug fixes and small improvements.

The following people contributed to this release (please let us know if we omitted your name and we'll gladly fix this in the notes for the future):

- Beni Cherniavsky
- Boyd Waters.
- David Warde-Farley
- Fernando Perez
- Gökhan Sever
- John Hunter
- Justin Riley
- Kiorky
- Laurent Dufrechou
- Mark E. Smith
- Matthieu Brucher
- Satrajit Ghosh
- Sebastian Busch
- Václav Šmilauer

### 2.15.3 Release 0.10

This release brings months of slow but steady development, and will be the last before a major restructuring and cleanup of IPython's internals that is already under way. For this reason, we hope that 0.10 will be a stable and robust release so that while users adapt to some of the API changes that will come with the refactoring that will become IPython 0.11, they can safely use 0.10 in all existing projects with minimal changes (if any).

IPython 0.10 is now a medium-sized project, with roughly (as reported by David Wheeler's **sloccount** utility) 40750 lines of Python code, and a diff between 0.9.1 and this release that contains almost 28000 lines of code and documentation. Our documentation, in PDF format, is a 495-page long PDF document (also available in HTML format, both generated from the same sources).

Many users and developers contributed code, features, bug reports and ideas to this release. Please do not hesitate in contacting us if we've failed to acknowledge your contribution here. In particular, for this release we have contribution from the following people, a mix of new and regular names (in alphabetical order by first name):

- Alexander Clausen: fix #341726.
- Brian Granger: lots of work everywhere (features, bug fixes, etc).
- Daniel Ashbrook: bug report on MemoryError during compilation, now fixed.
- Darren Dale: improvements to documentation build system, feedback, design ideas.
- Fernando Perez: various places.
- Gaël Varoquaux: core code, ipythonx GUI, design discussions, etc. Lots...
- John Hunter: suggestions, bug fixes, feedback.
- Jorgen Stenarson: work on many fronts, tests, fixes, win32 support, etc.
- Laurent Dufréhou: many improvements to ipython-wx standalone app.
- Lukasz Pankowski: prefilter, %edit, demo improvements.
- Matt Foster: TextMate support in %edit.
- Nathaniel Smith: fix #237073.
- Pauli Virtanen: fixes and improvements to extensions, documentation.
- Prabhu Ramachandran: improvements to %timeit.
- Robert Kern: several extensions.
- Sameer D'Costa: help on critical bug #269966.
- Stephan Peijnik: feedback on Debian compliance and many man pages.
- Steven Bethard: we are now shipping his `argparse` module.
- Tom Fetherston: many improvements to `IPython.demos` module.
- Ville Vainio: lots of work everywhere (features, bug fixes, etc).
- Vishal Vasta: ssh support in ipcluster.



- Walter Doerwald: work on the `IPython.ipipe` system.

Below we give an overview of new features, bug fixes and backwards-incompatible changes. For a detailed account of every change made, feel free to view the project log with **bzr log**.

## New features

- New `%paste` magic automatically extracts current contents of clipboard and pastes it directly, while correctly handling code that is indented or prepended with `>>>` or `. . .` python prompt markers. A very useful new feature contributed by Robert Kern.
- IPython ‘demos’, created with the `IPython.demo` module, can now be created from files on disk or strings in memory. Other fixes and improvements to the demo system, by Tom Fetherston.
- Added `find_cmd()` function to `IPython.platutils` module, to find commands in a cross-platform manner.
- Many improvements and fixes to Gaël Varoquaux’s **ipythonx**, a WX-based lightweight IPython instance that can be easily embedded in other WX applications. These improvements have made it possible to now have an embedded IPython in Mayavi and other tools.
- `MultiengineClient` objects now have a `benchmark()` method.
- The manual now includes a full set of auto-generated API documents from the code sources, using Sphinx and some of our own support code. We are now using the [Numpy Documentation Standard](#) for all docstrings, and we have tried to update as many existing ones as possible to this format.
- The new `IPython.Extensions.ipy_pretty` extension by Robert Kern provides configurable pretty-printing.
- Many improvements to the **ipython-wx** standalone WX-based IPython application by Laurent Dufr  chou. It can optionally run in a thread, and this can be toggled at runtime (allowing the loading of Matplotlib in a running session without ill effects).
- IPython includes a copy of Steven Bethard’s [argparse](#) in the `IPython.external` package, so we can use it internally and it is also available to any IPython user. By installing it in this manner, we ensure zero conflicts with any system-wide installation you may already have while minimizing external dependencies for new users. In IPython 0.10, We ship `argparse` version 1.0.
- An improved and much more robust test suite, that runs groups of tests in separate subprocesses using either Nose or Twisted’s **trial** runner to ensure proper management of Twisted-using code. The test suite degrades gracefully if optional dependencies are not available, so that the **iptest** command can be run with only Nose installed and nothing else. We also have more and cleaner test decorators to better select tests depending on runtime conditions, do setup/teardown, etc.
- The new `ipcluster` now has a fully working ssh mode that should work on Linux, Unix and OS X. Thanks to Vishal Vatsa for implementing this!
- The wonderful TextMate editor can now be used with `%edit` on OS X. Thanks to Matt Foster for this patch.
- The documentation regarding parallel uses of IPython, including MPI and PBS, has been significantly updated and improved.

- The developer guidelines in the documentation have been updated to explain our workflow using **bzr** and Launchpad.
- Fully refactored **ipcluster** command line program for starting IPython clusters. This new version is a complete rewrite and 1) is fully cross platform (we now use Twisted's process management), 2) has much improved performance, 3) uses subcommands for different types of clusters, 4) uses argparse for parsing command line options, 5) has better support for starting clusters using **mpirun**, 6) has experimental support for starting engines using PBS. It can also reuse FURL files, by appropriately passing options to its subcommands. However, this new version of ipcluster should be considered a technology preview. We plan on changing the API in significant ways before it is final.
- Full description of the security model added to the docs.
- cd completer: show bookmarks if no other completions are available.
- sh profile: easy way to give 'title' to prompt: assign to variable '\_prompt\_title'. It looks like this:

```
[~]|1> _prompt_title = 'sudo!'
sudo! [~]|2>
```

- %edit: If you do '%edit pasted\_block', pasted\_block variable gets updated with new data (so repeated editing makes sense)

### Bug fixes

- Fix #368719, removed top-level debian/ directory to make the job of Debian packagers easier.
- Fix #291143 by including man pages contributed by Stephan Pejnik from the Debian project.
- Fix #358202, effectively a race condition, by properly synchronizing file creation at cluster startup time.
- %timeit now handles correctly functions that take a long time to execute even the first time, by not repeating them.
- Fix #239054, releasing of references after exiting.
- Fix #341726, thanks to Alexander Clausen.
- Fix #269966. This long-standing and very difficult bug (which is actually a problem in Python itself) meant long-running sessions would inevitably grow in memory size, often with catastrophic consequences if users had large objects in their scripts. Now, using %run repeatedly should not cause any memory leaks. Special thanks to John Hunter and Sameer D'Costa for their help with this bug.
- Fix #295371, bug in %history.
- Improved support for py2exe.
- Fix #270856: IPython hangs with PyGTK
- Fix #270998: A magic with no docstring breaks the '%magic magic'
- fix #271684: -c startup commands screw up raw vs. native history
- Numerous bugs on Windows with the new ipcluster have been fixed.

- The ipengine and ipcontroller scripts now handle missing furl files more gracefully by giving better error messages.
- `%rehashx`: Aliases no longer contain dots. `python3.0` binary will create alias `python30`. Fixes: #259716 “commands with dots in them don’t work”
- `%cpaste`: `%cpaste -r` repeats the last pasted block. The block is assigned to `pasted_block` even if code raises exception.
- Bug #274067 ‘The code in `get_home_dir` is broken for `py2exe`’ was fixed.
- Many other small bug fixes not listed here by number (see the bazaar log for more info).

## Backwards incompatible changes

- `ipykit` and related files were unmaintained and have been removed.
- The `IPython.genutils.doctest_reload()` does not actually call `reload(doctest)` anymore, as this was causing many problems with the test suite. It still resets `doctest.master` to `None`.
- While we have not deliberately broken Python 2.4 compatibility, only minor testing was done with Python 2.4, while 2.5 and 2.6 were fully tested. But if you encounter problems with 2.4, please do report them as bugs.
- The **ipcluster** now requires a mode argument; for example to start a cluster on the local machine with 4 engines, you must now type:

```
$ ipcluster local -n 4
```

- The controller now has a `-r` flag that needs to be used if you want to reuse existing furl files. Otherwise they are deleted (the default).
- Remove `ipy_leo.py`. You can use **easy\_install ipython-extension** to get it. (done to decouple it from ipython release cycle)

## 2.16 0.9 series

### 2.16.1 Release 0.9.1

This release was quickly made to restore compatibility with Python 2.4, which version 0.9 accidentally broke. No new features were introduced, other than some additional testing support for internal use.

### 2.16.2 Release 0.9

#### New features

- All furl files and security certificates are now put in a read-only directory named `~/ipython/security`.

- A single function `get_ipython_dir()`, in `IPython.genutils` that determines the user's IPython directory in a robust manner.
- Laurent's WX application has been given a top-level script called `ipython-wx`, and it has received numerous fixes. We expect this code to be architecturally better integrated with Gael's WX 'ipython widget' over the next few releases.
- The Editor synchronization work by Vivian De Smedt has been merged in. This code adds a number of new editor hooks to synchronize with editors under Windows.
- A new, still experimental but highly functional, WX shell by Gael Varoquaux. This work was sponsored by Enthought, and while it's still very new, it is based on a more cleanly organized architecture of the various IPython components. We will continue to develop this over the next few releases as a model for GUI components that use IPython.
- Another GUI frontend, Cocoa based (Cocoa is the OSX native GUI framework), authored by Barry Wark. Currently the WX and the Cocoa ones have slightly different internal organizations, but the whole team is working on finding what the right abstraction points are for a unified codebase.
- As part of the frontend work, Barry Wark also implemented an experimental event notification system that various ipython components can use. In the next release the implications and use patterns of this system regarding the various GUI options will be worked out.
- IPython finally has a full test system, that can test docstrings with IPython-specific functionality. There are still a few pieces missing for it to be widely accessible to all users (so they can run the test suite at any time and report problems), but it now works for the developers. We are working hard on continuing to improve it, as this was probably IPython's major Achilles heel (the lack of proper test coverage made it effectively impossible to do large-scale refactoring). The full test suite can now be run using the **iptest** command line program.
- The notion of a task has been completely reworked. An `ITask` interface has been created. This interface defines the methods that tasks need to implement. These methods are now responsible for things like submitting tasks and processing results. There are two basic task types: `IPython.kernel.task.StringTask` (this is the old `Task` object, but renamed) and the new `IPython.kernel.task.MapTask`, which is based on a function.
- A new interface, `IPython.kernel.mapper.IMapper` has been defined to standardize the idea of a `map` method. This interface has a single `map` method that has the same syntax as the built-in `map`. We have also defined a `mapper` factory interface that creates objects that implement `IPython.kernel.mapper.IMapper` for different controllers. Both the multiengine and task controller now have mapping capabilities.
- The parallel function capabilities have been reworks. The major changes are that i) there is now an `@parallel` magic that creates parallel functions, ii) the syntax for multiple variable follows that of `map`, iii) both the multiengine and task controller now have a parallel function implementation.
- All of the parallel computing capabilities from `ipython1-dev` have been merged into IPython proper. This resulted in the following new subpackages: `IPython.kernel`, `IPython.kernel.core`, `IPython.config`, `IPython.tools` and `IPython.testing`.
- As part of merging in the `ipython1-dev` stuff, the `setup.py` script and friends have been completely refactored. Now we are checking for dependencies using the approach that `matplotlib` uses.

- The documentation has been completely reorganized to accept the documentation from `ipython1-dev`.
- We have switched to using Foolscap for all of our network protocols in `IPython.kernel`. This gives us secure connections that are both encrypted and authenticated.
- We have a brand new `COPYING.txt` files that describes the IPython license and copyright. The biggest change is that we are putting “The IPython Development Team” as the copyright holder. We give more details about exactly what this means in this file. All developer should read this and use the new banner in all IPython source code files.
- `sh` profile: `./foo` runs `foo` as system command, no need to do `!./foo` anymore
- String lists now support `sort(field, nums = True)` method (to easily sort system command output). Try it with `a = !ls -l ; a.sort(1, nums=1)`.
- `%cpaste foo` now assigns the pasted block as string list, instead of string
- The `ipcluster` script now run by default with no security. This is done because the main usage of the script is for starting things on localhost. Eventually when `ipcluster` is able to start things on other hosts, we will put security back.
- `'cd -foo'` searches directory history for string `foo`, and jumps to that dir. Last part of dir name is checked first. If no matches for that are found, look at the whole path.

## Bug fixes

- The Windows installer has been fixed. Now all IPython scripts have `.bat` versions created. Also, the Start Menu shortcuts have been updated.
- The colors escapes in the multiengine client are now turned off on win32 as they don't print correctly.
- The `IPython.kernel.scripts.ipengine` script was exec'ing `mpi_import_statement` incorrectly, which was leading the engine to crash when `mpi` was enabled.
- A few subpackages had missing `__init__.py` files.
- The documentation is only created if Sphinx is found. Previously, the `setup.py` script would fail if it was missing.
- Greedy `cd` completion has been disabled again (it was enabled in 0.8.4) as it caused problems on certain platforms.

## Backwards incompatible changes

- The `clusterfile` options of the **`ipcluster`** command has been removed as it was not working and it will be replaced soon by something much more robust.
- The `IPython.kernel` configuration now properly find the user's IPython directory.
- In `ipapi`, the `make_user_ns()` function has been replaced with `make_user_namespaces()`, to support dict subclasses in namespace creation.

- `IPython.kernel.client.Task` has been renamed `IPython.kernel.client.StringTask` to make way for new task types.
- The keyword argument `style` has been renamed `dist` in `scatter`, `gather` and `map`.
- Renamed the values that the `rename dist` keyword argument can have from `'basic'` to `'b'`.
- IPython has a larger set of dependencies if you want all of its capabilities. See the `setup.py` script for details.
- The constructors for `IPython.kernel.client.MultiEngineClient` and `IPython.kernel.client.TaskClient` no longer take the `(ip,port)` tuple. Instead they take the filename of a file that contains the FURL for that client. If the FURL file is in your `IPYTHONDIR`, it will be found automatically and the constructor can be left empty.
- The asynchronous clients in `IPython.kernel.asyncclient` are now created using the factory functions `get_multiengine_client()` and `get_task_client()`. These return a `Deferred` to the actual client.
- The command line options to `ipcontroller` and `ipengine` have changed to reflect the new Foolscape network protocol and the FURL files. Please see the help for these scripts for details.
- The configuration files for the kernel have changed because of the Foolscape stuff. If you were using custom config files before, you should delete them and regenerate new ones.

## Changes merged in from IPython1

### New features

- Much improved `setup.py` and `setupegg.py` scripts. Because Twisted and `zope.interface` are now easy installable, we can declare them as dependencies in our `setupegg.py` script.
- IPython is now compatible with Twisted 2.5.0 and 8.x.
- Added a new example of how to use `ipython1.kernel.asyncclient`.
- Initial draft of a process daemon in `ipython1.daemon`. This has not been merged into IPython and is still in `ipython1-dev`.
- The `TaskController` now has methods for getting the queue status.
- The `TaskResult` objects now have information about how long the task took to run.
- We are attaching additional attributes to exceptions (`_ipython_*`) that we use to carry additional info around.
- New top-level module `asyncclient` that has asynchronous versions (that return `deferreds`) of the client classes. This is designed to users who want to run their own Twisted reactor.
- All the clients in `client` are now based on Twisted. This is done by running the Twisted reactor in a separate thread and using the `blockingCallFromThread()` function that is in recent versions of Twisted.
- Functions can now be pushed/pulled to/from engines using `MultiEngineClient.push_function()` and `MultiEngineClient.pull_function()`.

- Gather/scatter are now implemented in the client to reduce the work load of the controller and improve performance.
- Complete rewrite of the IPython documentation. All of the documentation from the IPython website has been moved into docs/source as restructured text documents. PDF and HTML documentation are being generated using Sphinx.
- New developer oriented documentation: development guidelines and roadmap.
- Traditional `ChangeLog` has been changed to a more useful `changes.txt` file that is organized by release and is meant to provide something more relevant for users.

## Bug fixes

- Created a proper `MANIFEST.in` file to create source distributions.
- Fixed a bug in the `MultiEngine` interface. Previously, multi-engine actions were being collected with a `DeferredList` with `fireononeerrback=1`. This meant that methods were returning before all engines had given their results. This was causing extremely odd bugs in certain cases. To fix this problem, we have 1) set `fireononeerrback=0` to make sure all results (or exceptions) are in before returning and 2) introduced a `CompositeError` exception that wraps all of the engine exceptions. This is a huge change as it means that users will have to catch `CompositeError` rather than the actual exception.

## Backwards incompatible changes

- All names have been renamed to conform to the `lowercase_with_underscore` convention. This will require users to change references to all names like `queueStatus` to `queue_status`.
- Previously, methods like `MultiEngineClient.push()` and `MultiEngineClient.push()` used `*args` and `**kwargs`. This was becoming a problem as we weren't able to introduce new keyword arguments into the API. Now these methods simple take a dict or sequence. This has also allowed us to get rid of the `*All` methods like `pushAll()` and `pullAll()`. These things are now handled with the `targets` keyword argument that defaults to `'all'`.
- The `MultiEngineClient.magicTargets` has been renamed to `MultiEngineClient.targets`.
- All methods in the `MultiEngine` interface now accept the optional keyword argument `block`.
- Renamed `RemoteController` to `MultiEngineClient` and `TaskController` to `TaskClient`.
- Renamed the top-level module from `api` to `client`.
- Most methods in the multiengine interface now raise a `CompositeError` exception that wraps the user's exceptions, rather than just raising the raw user's exception.
- Changed the `setupNS` and `resultNames` in the `Task` class to `push` and `pull`.

## 2.17 0.8 series

### 2.17.1 Release 0.8.4

This was a quick release to fix an unfortunate bug that slipped into the 0.8.3 release. The `--twisted` option was disabled, as it turned out to be broken across several platforms.

### 2.17.2 Release 0.8.3

- `pydb` is now disabled by default (due to `%run -d` problems). You can enable it by passing `-pydb` command line argument to IPython. Note that setting it in config file won't work.

### 2.17.3 Release 0.8.2

- `%pushd/%popd` behave differently; now “`pushd /foo`” pushes `CURRENT` directory and jumps to `/foo`. The current behaviour is closer to the documented behaviour, and should not trip anyone.

### 2.17.4 Older releases

Changes in earlier releases of IPython are described in the older file `ChangeLog`. Please refer to this document for details.



---

## Installation

---

IPython requires Python 2.7 or 3.3.

**Note:** If you need to use Python 2.6 or 3.2, you can find IPython 1.x [here](#), or get it with pip:

```
pip install 'ipython<2'
```

### 3.1 Quickstart

If you have pip, the quickest way to get up and running with IPython is:

```
$ pip install "ipython[all]"
```

This will download and install IPython and its main optional dependencies for the notebook, qtconsole, tests, and other functionality. Some dependencies (Qt, PyQt for the QtConsole, pandoc for nbconvert) are not pip-installable, and will not be pulled in by pip.

To run IPython's test suite, use the **iptest** command:

```
$ iptest
```

### 3.2 Overview

This document describes in detail the steps required to install IPython, and its various optional dependencies. For a few quick ways to get started with package managers or full Python distributions, see [the install page](#) of the IPython website.

IPython is organized into a number of subpackages, each of which has its own dependencies. All of the subpackages come with IPython, so you don't need to download and install them separately. However, to use a given subpackage, you will need to install all of its dependencies.

Please let us know if you have problems installing IPython or any of its dependencies.

IPython and most dependencies can be installed via **pip**. In many scenarios, this is the simplest method of installing Python packages. More information about `pip` can be found on [its PyPI page](#).

More general information about installing Python packages can be found in [Python's documentation](#).

### 3.3 Installing IPython itself

Given a properly built Python, the basic interactive IPython shell will work with no external dependencies. However, some Python distributions (particularly on Windows and OS X), don't come with a working `readline` module. The IPython shell will work without `readline`, but will lack many features that users depend on, such as tab completion and command line editing. If you install IPython with `pip`, then the appropriate `readline` for your platform will be installed. See below for details of how to make sure you have a working `readline`.

#### 3.3.1 Installation using pip

If you have `pip`, the easiest way of getting IPython is:

```
$ pip install ipython
```

That's it.

#### 3.3.2 Installation from source

If you don't want to use **pip**, or don't have it installed, grab the latest stable build of IPython from [here](#). Then do the following:

```
$ tar -xzf ipython.tar.gz
$ cd ipython
$ python setup.py install
```

If you are installing to a location (like `/usr/local`) that requires higher permissions, you may need to run the last command with **sudo**.

#### 3.3.3 Installing the development version

It is also possible to install the development version of IPython from our [Git](#) source code repository. To do this you will need to have Git installed on your system. Then do:

```
$ git clone --recursive https://github.com/ipython/ipython.git
$ cd ipython
$ python setup.py install
```

Some users want to be able to follow the development branch as it changes. If you have `pip`, you can replace the last step by:

```
$ pip install -e .
```

This creates links in the right places and installs the command line script to the appropriate places.

Then, if you want to update your IPython at any time, do:

```
$ git pull
```

IPython now uses git submodules to ship its javascript dependencies. If you run IPython from git master, you may need to update submodules once in a while with:

```
$ git submodule update
```

or

```
$ python setup.py submodule
```

Another option is to copy [git hooks](#) to your `./git/hooks/` directory to ensure that your submodules are up to date on each pull.

## 3.4 Basic optional dependencies

There are a number of basic optional dependencies that most users will want to get. These are:

- `readline` (for command line editing, tab completion, etc.)
- `nose` (to run the IPython test suite)
- `mock` (Python < 3, also for tests)

If you are comfortable installing these things yourself, have at it, otherwise read on for more details.

IPython uses several other modules, such as `pexpect` and `path.py`, if they are installed on your system, but it can also use bundled versions from `IPython.external`, so there's no need to install them separately.

### 3.4.1 readline

As indicated above, on Windows, to get full functionality in the console version of IPython, PyReadline is needed. PyReadline is a separate, Windows only implementation of readline that uses native Windows calls through `ctypes`. The easiest way of installing PyReadline is you use the binary installer available [here](#).

On OS X, if you are using the built-in Python shipped by Apple, you will be missing a proper readline implementation as Apple ships instead a library called `libedit` that provides only some of readline's functionality. While you may find `libedit` sufficient, we have occasional reports of bugs with it and several developers who use OS X as their main environment consider `libedit` unacceptable for productive, regular use with IPython.

Therefore, IPython on OS X depends on the `gnureadline` module. We will *not* consider completion/history problems to be bugs for IPython if you are using `libedit`.

To get a working `readline` module on OS X, do (with `pip` installed):

```
$ pip install gnureadline
```

**Note:** Other Python distributions on OS X (such as Anaconda, fink, MacPorts) already have proper readline so you likely don't have to do this step.

When IPython is installed with `pip`, the correct readline should be installed if you specify the `terminal` optional dependencies:

```
$ pip install "ipython[terminal]"
```

### 3.4.2 nose

To run the IPython test suite you will need the `nose` package. Nose provides a great way of sniffing out and running all of the IPython tests. The simplest way of getting nose is to use **pip**:

```
$ pip install nose
```

Another way of getting this is to do:

```
$ pip install "ipython[test]"
```

For more installation options, see the [nose website](#).

Once you have nose installed, you can run IPython's test suite using the `iptest` command:

```
$ iptest
```

## 3.5 Dependencies for IPython.parallel (parallel computing)

IPython's inter-process communication uses the [PyZMQ](#) bindings for the [ZeroMQ](#) messaging library. This is the only dependency for `IPython.parallel`.

Shortcut:

```
pip install "ipython[parallel]"
```

or manual

```
pip install pyzmq
```

PyZMQ provides wheels for current Python on OS X and Windows, so installing `pyzmq` will typically not require compilation.

`IPython.parallel` can use SSH tunnels, which require [paramiko](#) on Windows.

## 3.6 Dependencies for the IPython Qt console

pyzmq, pygments, PyQt (or PySide)

Shortcut:

```
pip install "ipython[qtconsole]"
```

or manual

```
pip install pyzmq pygments
```

PyQt/PySide are not pip installable, so generally must be installed via system package managers (or conda).

## 3.7 Dependencies for the IPython HTML notebook

The HTML notebook is a complex web application with quite a few dependencies:

pyzmq, jinja2, tornado, mistune, jsonschema, pygments, terminado

Shortcut:

```
pip install "ipython[notebook]"
```

or manual:

```
pip install pyzmq jinja2 tornado mistune jsonschema pygments terminado
```

The IPython notebook is a notebook-style web interface to IPython and can be started with the command `ipython notebook`.

### 3.7.1 MathJax

The IPython notebook uses the [MathJax](#) Javascript library for rendering LaTeX in web browsers. Because MathJax is large, we don't include it with IPython. Normally IPython will load MathJax from a CDN, but if you have a slow network connection, or want to use LaTeX without an internet connection at all, you can install MathJax locally.

A quick and easy method is to install it from a python session:

```
python -m IPython.external.mathjax
```

If you need tighter configuration control, you can download your own copy of MathJax from <http://www.mathjax.org/download/> - use the MathJax-2.0 link. When you have the file stored locally, install it with:

```
python -m IPython.external.mathjax /path/to/source/mathjax-MathJax-v2.0-20-g076669ac.zip
```

For unusual needs, IPython can tell you what directory it wants to find MathJax in:

```
python -m IPython.external.mathjax -d /some/other/mathjax
```

By default MathJax will be installed in your ipython directory, but you can install MathJax system-wide. Please refer to the documentation of `IPython.external.mathjax`

### 3.7.2 Browser Compatibility

The IPython notebook is officially supported on the following browsers:

- Chrome 13
- Safari 5
- Firefox 6

This is mainly due to the notebook's usage of WebSockets and the flexible box model.

The following browsers are unsupported:

- Safari < 5
- Firefox < 6
- Chrome < 13
- Opera (any): CSS issues, but execution might work
- Internet Explorer < 10
- Internet Explorer 10 (same as Opera)

Using Safari with HTTPS and an untrusted certificate is known to not work (websockets will fail).

## 3.8 Dependencies for nbconvert (converting notebooks to various formats)

For converting markdown to formats other than HTML, nbconvert uses [Pandoc](#) (1.12.1 or later).

To install pandoc on Linux, you can generally use your package manager:

```
sudo apt-get install pandoc
```

On other platforms, you can get pandoc from [their website](#).

---

## Using IPython for interactive work

---

### 4.1 Introducing IPython

You don't need to know anything beyond Python to start using IPython – just type commands as you would at the standard Python prompt. But IPython can do much more than the standard prompt. Some key features are described here. For more information, check the [tips page](#), or look at examples in the [IPython cookbook](#).

If you've never used Python before, you might want to look at [the official tutorial](#) or an alternative, [Dive into Python](#).

#### 4.1.1 The four most helpful commands

The four most helpful commands, as well as their brief description, is shown to you in a banner, every time you start IPython:

command	description
<code>?</code>	Introduction and overview of IPython's features.
<code>%quickref</code>	Quick reference.
<code>help</code>	Python's own help system.
<code>object?</code>	Details about 'object', use 'object??' for extra details.

#### 4.1.2 Tab completion

Tab completion, especially for attributes, is a convenient way to explore the structure of any object you're dealing with. Simply type `object_name.<TAB>` to view the object's attributes (see [the readline section](#) for more). Besides Python objects and keywords, tab completion also works on file and directory names.

#### 4.1.3 Exploring your objects

Typing `object_name?` will print all sorts of details about any object, including docstrings, function definition lines (for call arguments) and constructor details for classes. To get specific information on an object, you can use the magic commands `%pdoc`, `%pdef`, `%psource` and `%pfile`

### 4.1.4 Magic functions

IPython has a set of predefined ‘magic functions’ that you can call with a command line style syntax. There are two kinds of magics, line-oriented and cell-oriented. **Line magics** are prefixed with the `%` character and work much like OS command-line calls: they get as an argument the rest of the line, where arguments are passed without parentheses or quotes. **Cell magics** are prefixed with a double `%%`, and they are functions that get as an argument not only the rest of the line, but also the lines below it in a separate argument.

The following examples show how to call the builtin `%timeit` magic, both in line and cell mode:

```
In [1]: %timeit range(1000)
100000 loops, best of 3: 7.76 us per loop

In [2]: %%timeit x = range(10000)
...: max(x)
...:
1000 loops, best of 3: 223 us per loop
```

The builtin magics include:

- Functions that work with code: `%run`, `%edit`, `%save`, `%macro`, `%recall`, etc.
- Functions which affect the shell: `%colors`, `%xmode`, `%autoindent`, `%automagic`, etc.
- Other functions such as `%reset`, `%timeit`, `%%writefile`, `%load`, or `%paste`.

You can always call them using the `%` prefix, and if you’re calling a line magic on a line by itself, you can omit even that:

```
run thescript.py
```

You can toggle this behavior by running the `%automagic` magic. Cell magics must always have the `%%` prefix.

A more detailed explanation of the magic system can be obtained by calling `%magic`, and for more details on any magic function, call `%somemagic?` to read its docstring. To see all the available magic functions, call `%lsmagic`.

**See also:**

[Built-in magic commands](#)

[Cell magics example notebook](#)

## Running and Editing

The `%run` magic command allows you to run any python script and load all of its data directly into the interactive namespace. Since the file is re-read from disk each time, changes you make to it are reflected immediately (unlike imported modules, which have to be specifically reloaded). IPython also includes [dreload](#), a recursive reload function.

`%run` has special flags for timing the execution of your scripts (`-t`), or for running them under the control of either Python’s pdb debugger (`-d`) or profiler (`-p`).



The `%edit` command gives a reasonable approximation of multiline editing, by invoking your favorite editor on the spot. IPython will execute the code you type in there as if it were typed interactively.

## Debugging

After an exception occurs, you can call `%debug` to jump into the Python debugger (pdb) and examine the problem. Alternatively, if you call `%pdb`, IPython will automatically start the debugger on any uncaught exception. You can print variables, see code, execute statements and even walk up and down the call stack to track down the true source of the problem. This can be an efficient way to develop and debug code, in many cases eliminating the need for print statements or external debugging tools.

You can also step through a program from the beginning by calling `%run -d theprogram.py`.

### 4.1.5 History

IPython stores both the commands you enter, and the results it produces. You can easily go through previous commands with the up- and down-arrow keys, or access your history in more sophisticated ways.

Input and output history are kept in variables called `In` and `Out`, keyed by the prompt numbers, e.g. `In[4]`. The last three objects in output history are also kept in variables named `_`, `__` and `___`.

You can use the `%history` magic function to examine past input and output. Input history from previous sessions is saved in a database, and IPython can be configured to save output history.

Several other magic functions can use your input history, including `%edit`, `%rerun`, `%recall`, `%macro`, `%save` and `%pastebin`. You can use a standard format to refer to lines:

```
%pastebin 3 18-20 ~1/1-5
```

This will take line 3 and lines 18 to 20 from the current session, and lines 1-5 from the previous session.

### 4.1.6 System shell commands

To run any command at the system shell, simply prefix it with `!`, e.g.:

```
!ping www.bbc.co.uk
```

You can capture the output into a Python list, e.g.: `files = !ls`. To pass the values of Python variables or expressions to system commands, prefix them with `$`: `!grep -rF $pattern ipython/*`. See [our shell section](#) for more details.

## Define your own system aliases

It's convenient to have aliases to the system commands you use most often. This allows you to work seamlessly from inside IPython with the same commands you are used to in your system shell. IPython comes with some pre-defined aliases and a complete system for changing directories, both via a stack (see `%pushd`, `%popd` and `%dhist`) and via direct `%cd`. The latter keeps a history of visited directories and allows you to go to any previously visited one.

### 4.1.7 Configuration

Much of IPython can be tweaked through [configuration](#). To get started, use the command `ipython profile create` to produce the default config files. These will be placed in `~/.ipython/profile_default`, and contain comments explaining what the various options do.

Profiles allow you to use IPython for different tasks, keeping separate config files and history for each one. More details in [the profiles section](#).

### Startup Files

If you want some code to be run at the beginning of every IPython session, the easiest way is to add Python (.py) or IPython (.ipy) scripts to your `profile_default/startup/` directory. Files here will be executed as soon as the IPython shell is constructed, before any other code or scripts you have specified. The files will be run in order of their names, so you can control the ordering with prefixes, like `10-myimports.py`.

## 4.2 IPython Tips & Tricks

The [IPython cookbook](#) details more things you can do with IPython.

### 4.2.1 Embed IPython in your programs

A few lines of code are enough to load a complete IPython inside your own programs, giving you the ability to work with your data interactively after automatic processing has been completed. See [the embedding section](#).

### 4.2.2 Run doctests

Run your doctests from within IPython for development and debugging. The special `%doctest_mode` command toggles a mode where the prompt, output and exceptions display matches as closely as possible that of the default Python interpreter. In addition, this mode allows you to directly paste in code that contains leading `'>>>'` prompts, even if they have extra leading whitespace (as is common in doctest files). This combined with the `%history -t` call to see your translated history allows for an easy doctest workflow, where you can go from doctest to interactive execution to pasting into valid Python code as needed.

### 4.2.3 Use IPython to present interactive demos

Use the `IPython.lib.demo.Demo` class to load any Python script as an interactive demo. With a minimal amount of simple markup, you can control the execution of the script, stopping as needed. See [here](#) for more.

### 4.2.4 Suppress output

Put a ‘;’ at the end of a line to suppress the printing of output. This is useful when doing calculations which generate long output you are not interested in seeing. It also keeps the object out of the output cache, so if you’re working with large temporary objects, they’ll be released from memory sooner.

### 4.2.5 Lightweight ‘version control’

When you call `%edit` with no arguments, IPython opens an empty editor with a temporary file, and it returns the contents of your editing session as a string variable. Thanks to IPython’s output caching mechanism, this is automatically stored:

```
In [1]: %edit

IPython will make a temporary file named: /tmp/ipython_edit_yR-HCN.py

Editing... done. Executing edited code...

hello - this is a temporary file

Out[1]: "print('hello - this is a temporary file')\n"
```

Now, if you call `%edit -p`, IPython tries to open an editor with the same data as the last time you used `%edit`. So if you haven’t used `%edit` in the meantime, this same contents will reopen; however, it will be done in a new file. This means that if you make changes and you later want to find an old version, you can always retrieve it by using its output number, via ‘`%edit _NN`’, where NN is the number of the output prompt.

Continuing with the example above, this should illustrate this idea:

```
In [2]: edit -p

IPython will make a temporary file named: /tmp/ipython_edit_nA09Qk.py

Editing... done. Executing edited code...

hello - now I made some changes

Out[2]: "print('hello - now I made some changes')\n"

In [3]: edit _1

IPython will make a temporary file named: /tmp/ipython_edit_gy6-zD.py

Editing... done. Executing edited code...

hello - this is a temporary file

IPython version control at work :)

Out[3]: "print('hello - this is a temporary file')\nprint('IPython version control at work"
```

This section was written after a contribution by Alexander Belchenko on the IPython user list.

## 4.3 IPython reference

### 4.3.1 Command-line usage

You start IPython with the command:

```
$ ipython [options] files
```

If invoked with no options, it executes all the files listed in sequence and drops you into the interpreter while still acknowledging any options you may have set in your `ipython_config.py`. This behavior is different from standard Python, which when called as `python -i` will only execute one file and ignore your configuration setup.

Please note that some of the configuration options are not available at the command line, simply because they are not practical here. Look into your configuration files for details on those. There are separate configuration files for each profile, and the files look like `ipython_config.py` or `ipython_config_frontendname.py`. Profile directories look like `profile_profilename` and are typically installed in the `IPYTHONDIR` directory, which defaults to `$HOME/.ipython`. For Windows users, `HOME` resolves to `C:\Users\YourUserName` in most instances.

### Command-line Options

To see the options IPython accepts, use `ipython --help` (and you probably should run the output through a pager such as `ipython --help | less` for more convenient reading). This shows all the options that have a single-word alias to control them, but IPython lets you configure all of its objects from the command-line by passing the full class name and a corresponding value; type `ipython --help-all` to see this full list. For example:

```
ipython --matplotlib qt
```

is equivalent to:

```
ipython --TerminalIPythonApp.matplotlib='qt'
```

Note that in the second form, you *must* use the equal sign, as the expression is evaluated as an actual Python assignment. While in the above example the short form is more convenient, only the most common options have a short form, while any configurable variable in IPython can be set at the command-line by using the long form. This long form is the same syntax used in the configuration files, if you want to set these options permanently.

### 4.3.2 Interactive use

IPython is meant to work as a drop-in replacement for the standard interactive interpreter. As such, any code which is valid python should execute normally under IPython (cases where this is not true should be

reported as bugs). It does, however, offer many features which are not available at a standard python prompt. What follows is a list of these.

### Caution for Windows users

Windows, unfortunately, uses the ‘\’ character as a path separator. This is a terrible choice, because ‘\’ also represents the escape character in most modern programming languages, including Python. For this reason, using ‘/’ character is recommended if you have problems with \. However, in Windows commands ‘/’ flags options, so you can not use it for the root directory. This means that paths beginning at the root must be typed in a contrived manner like: `%copy \opt/foo/bar.txt \tmp`

### Magic command system

IPython will treat any line whose first character is a `%` as a special call to a ‘magic’ function. These allow you to control the behavior of IPython itself, plus a lot of system-type features. They are all prefixed with a `%` character, but parameters are given without parentheses or quotes.

Lines that begin with `%%` signal a *cell magic*: they take as arguments not only the rest of the current line, but all lines below them as well, in the current execution block. Cell magics can in fact make arbitrary modifications to the input they receive, which need not even be valid Python code at all. They receive the whole block as a single string.

As a line magic example, the `%cd` magic works just like the OS command of the same name:

```
In [8]: %cd
/home/fperez
```

The following uses the builtin `%timeit` in cell mode:

```
In [10]: %%timeit x = range(10000)
...: min(x)
...: max(x)
...:
1000 loops, best of 3: 438 us per loop
```

In this case, `x = range(10000)` is called as the line argument, and the block with `min(x)` and `max(x)` is called as the cell body. The `%timeit` magic receives both.

If you have ‘automagic’ enabled (as it is by default), you don’t need to type in the single `%` explicitly for line magics; IPython will scan its internal list of magic functions and call one if it exists. With automagic on you can then just type `cd mydir` to go to directory ‘mydir’:

```
In [9]: cd mydir
/home/fperez/mydir
```

Cell magics *always* require an explicit `%%` prefix, automagic calling only works for line magics.

The automagic system has the lowest possible precedence in name searches, so you can freely use variables with the same names as magic commands. If a magic command is ‘shadowed’ by a variable, you will need the explicit `%` prefix to use it:

```
In [1]: cd ipython      # %cd is called by automagic
/home/fperez/ipython

In [2]: cd=1           # now cd is just a variable

In [3]: cd ..          # and doesn't work as a function anymore
File "<ipython-input-3-9fedb3aff56c>", line 1
  cd ..
    ^
SyntaxError: invalid syntax

In [4]: %cd ..         # but %cd always works
/home/fperez

In [5]: del cd         # if you remove the cd variable, automagic works again

In [6]: cd ipython

/home/fperez/ipython
```

Line magics, if they return a value, can be assigned to a variable using the syntax `l = %sx ls` (which in this particular case returns the result of `ls` as a python list). See [below](#) for more information.

Type `%magic` for more information, including a list of all available magic functions at any time and their docstrings. You can also type `%magic_function_name?` (see [below](#) for information on the ‘?’ system) to get information about any particular magic function you are interested in.

The API documentation for the `IPython.core.magic` module contains the full docstrings of all currently available magic commands.

#### See also:

**Built-in magic commands** A list of the line and cell magics available in IPython by default

*Defining custom magics* How to define and register additional magic functions

## Access to the standard Python help

Simply type `help()` to access Python’s standard help system. You can also type `help(object)` for information about a given object, or `help('keyword')` for information on a keyword. You may need to configure your `PYTHONDOCS` environment variable for this feature to work correctly.

## Dynamic object information

Typing `?word` or `word?` prints detailed information about an object. If certain strings in the object are too long (e.g. function signatures) they get snipped in the center for brevity. This system gives access variable types and values, docstrings, function prototypes and other useful information.

If the information will not fit in the terminal, it is displayed in a pager (`less` if available, otherwise a basic internal pager).

Typing `??word` or `word??` gives access to the full information, including the source code where possible. Long strings are not snipped.

The following magic functions are particularly useful for gathering information about your working environment:

- `%pdoc <object>`: Print (or run through a pager if too long) the docstring for an object. If the given object is a class, it will print both the class and the constructor docstrings.
- `%pdef <object>`: Print the call signature for any callable object. If the object is a class, print the constructor information.
- `%psource <object>`: Print (or run through a pager if too long) the source code for an object.
- `%pfile <object>`: Show the entire source file where an object was defined via a pager, opening it at the line where the object definition begins.
- `%who/%whos`: These functions give information about identifiers you have defined interactively (not things you loaded or defined in your configuration files). `%who` just prints a list of identifiers and `%whos` prints a table with some basic details about each identifier.

The dynamic object information functions (`???`, `%pdoc`, `%pfile`, `%pdef`, `%psource`) work on object attributes, as well as directly on variables. For example, after doing `import os`, you can use `os.path.abspath??`.

## Readline-based features

These features require the GNU readline library, so they won't work if your Python installation lacks readline support. We will first describe the default behavior IPython uses, and then how to change it to suit your preferences.

### Command line completion

At any time, hitting TAB will complete any available python commands or variable names, and show you a list of the possible completions if there's no unambiguous one. It will also complete filenames in the current directory if no python names match what you've typed so far.

### Search command history

IPython provides two ways for searching through previous input and thus reduce the need for repetitive typing:

1. Start typing, and then use the up and down arrow keys (or `Ctrl-p` and `Ctrl-n`) to search through only the history items that match what you've typed so far.
2. Hit `Ctrl-r`: to open a search prompt. Begin typing and the system searches your history for lines that contain what you've typed so far, completing as much as it can.

IPython will save your input history when it leaves and reload it next time you restart it. By default, the history file is named `.ipython/profile_name/history.sqlite`.

### Autoindent

IPython can recognize lines ending in `:` and indent the next line, while also un-indenting automatically after `raise` or `return`.

This feature uses the readline library, so it will honor your `~/.inputrc` configuration (or whatever file your `INPUTRC` environment variable points to). Adding the following lines to your `.inputrc` file can make indenting/unindenting more convenient (M-i indents, M-u unindents):

```
# if you don't already have a ~/.inputrc file, you need this include:
$include /etc/inputrc

$if Python
"\M-i": "      "
"\M-u": "\d\d\d\d"
$endif
```

Note that there are 4 spaces between the quote marks after “M-i” above.

**Warning:** Setting the above indents will cause problems with unicode text entry in the terminal.

**Warning:** Autoindent is ON by default, but it can cause problems with the pasting of multi-line indented code (the pasted code gets re-indented on each line). A magic function `%autoindent` allows you to toggle it on/off at runtime. You can also disable it permanently on in your `ipython_config.py` file (set `TerminalInteractiveShell.autoindent=False`).

If you want to paste multiple lines in the terminal, it is recommended that you use `%paste`.

### Customizing readline behavior

All these features are based on the GNU readline library, which has an extremely customizable interface. Normally, readline is configured via a `.inputrc` file. IPython respects this, and you can also customise readline by setting the following [configuration](#) options:

- `InteractiveShell.readline_parse_and_bind`: this holds a list of strings to be executed via a `readline.parse_and_bind()` command. The syntax for valid commands of this kind can be found by reading the documentation for the GNU readline library, as these commands are of the kind which readline accepts in its configuration file.
- `InteractiveShell.readline_remove_delims`: a string of characters to be removed from the default word-delimiters list used by readline, so that completions may be performed on strings which contain them. Do not change the default value unless you know what you’re doing.

You will find the default values in your configuration file.

### Session logging and restoring

You can log all input from a session either by starting IPython with the command line switch `--logfile=foo.py` (see [here](#)) or by activating the logging at any moment with the magic function



`%logstart.`

Log files can later be reloaded by running them as scripts and IPython will attempt to ‘replay’ the log by executing all the lines in it, thus restoring the state of a previous session. This feature is not quite perfect, but can still be useful in many cases.

The log files can also be used as a way to have a permanent record of any code you wrote while experimenting. Log files are regular text files which you can later open in your favorite text editor to extract code or to ‘clean them up’ before using them to replay a session.

The `%logstart` function for activating logging in mid-session is used as follows:

```
%logstart [log_name [log_mode]]
```

If no name is given, it defaults to a file named ‘ipython\_log.py’ in your current working directory, in ‘rotate’ mode (see below).

‘`%logstart name`’ saves to file ‘name’ in ‘backup’ mode. It saves your history up to that point and then continues logging.

`%logstart` takes a second optional parameter: logging mode. This can be one of (note that the modes are given unquoted):

- [over:] overwrite existing log\_name.
- [backup:] rename (if exists) to log\_name~ and start log\_name.
- [append:] well, that says it.
- [rotate:] create rotating logs log\_name.1~, log\_name.2~, etc.

The `%logoff` and `%logon` functions allow you to temporarily stop and resume logging to a file which had previously been started with `%logstart`. They will fail (with an explanation) if you try to use them before logging has been started.

## System shell access

Any input line beginning with a `!` character is passed verbatim (minus the `!`, of course) to the underlying operating system. For example, typing `!ls` will run ‘ls’ in the current directory.

## Manual capture of command output and magic output

You can assign the result of a system command to a Python variable with the syntax `myfiles = !ls`. Similarly, the result of a magic (as long as it returns a value) can be assigned to a variable. For example, the syntax `myfiles = %sx ls` is equivalent to the above system command example (the `%sx` magic runs a shell command and captures the output). Each of these gets machine readable output from stdout (e.g. without colours), and splits on newlines. To explicitly get this sort of output without assigning to a variable, use two exclamation marks (`!!ls`) or the `%sx` magic command without an assignment. (However, `!!` commands cannot be assigned to a variable.)

The captured list in this example has some convenience features. `myfiles.n` or `myfiles.s` returns a string delimited by newlines or spaces, respectively. `myfiles.p` produces [path objects](#) from the list items. See [String lists](#) for details.

IPython also allows you to expand the value of python variables when making system calls. Wrap variables or expressions in {braces}:

```
In [1]: pyvar = 'Hello world'
In [2]: !echo "A python variable: {pyvar}"
A python variable: Hello world
In [3]: import math
In [4]: x = 8
In [5]: !echo {math.factorial(x)}
40320
```

For simple cases, you can alternatively prepend \$ to a variable name:

```
In [6]: !echo $sys.argv
[/home/fperez/usr/bin/ipython]
In [7]: !echo "A system variable: $$HOME" # Use $$ for literal $
A system variable: /home/fperez
```

Note that \$\$ is used to represent a literal \$.

### System command aliases

The `%alias` magic function allows you to define magic functions which are in fact system shell commands. These aliases can have parameters.

`%alias alias_name cmd` defines ‘alias\_name’ as an alias for ‘cmd’

Then, typing `alias_name params` will execute the system command ‘cmd params’ (from your underlying operating system).

You can also define aliases with parameters using `%s` specifiers (one per parameter). The following example defines the `parts` function as an alias to the command ‘echo first %s second %s’ where each `%s` will be replaced by a positional parameter to the call to `%parts`:

```
In [1]: %alias parts echo first %s second %s
In [2]: parts A B
first A second B
In [3]: parts A
ERROR: Alias <parts> requires 2 arguments, 1 given.
```

If called with no parameters, `%alias` prints the table of currently defined aliases.

The `%rehashx` magic allows you to load your entire `$PATH` as ipython aliases. See its docstring for further details.

### Recursive reload

The `IPython.lib.deepreload` module allows you to recursively reload a module: changes made to any of its dependencies will be reloaded without having to exit. To start using it, do:

```
from IPython.lib.deepreload import reload as dreload
```

## Verbose and colored exception traceback printouts

IPython provides the option to see very detailed exception tracebacks, which can be especially useful when debugging large programs. You can run any Python file with the `%run` function to benefit from these detailed tracebacks. Furthermore, both normal and verbose tracebacks can be colored (if your terminal supports it) which makes them much easier to parse visually.

See the magic `%xmode` and `%colors` functions for details.

These features are basically a terminal version of Ka-Ping Yee's `cgitb` module, now part of the standard Python library.

## Input caching system

IPython offers numbered prompts (In/Out) with input and output caching (also referred to as 'input history'). All input is saved and can be retrieved as variables (besides the usual arrow key recall), in addition to the `%rep` magic command that brings a history entry up for editing on the next command line.

The following variables always exist:

- `_i`, `_ii`, `_iii`: store previous, next previous and next-next previous inputs.
- `In`, `_ih` : a list of all inputs; `_ih[n]` is the input from line `n`. If you overwrite `In` with a variable of your own, you can remake the assignment to the internal list with a simple `In=_ih`.

Additionally, global variables named `_i<n>` are dynamically created (`<n>` being the prompt counter), so `_i<n> == _ih[<n>] == In[<n>]`.

For example, what you typed at prompt 14 is available as `_i14`, `_ih[14]` and `In[14]`.

This allows you to easily cut and paste multi line interactive prompts by printing them out: they print like a clean string, without prompt characters. You can also manipulate them like regular variables (they are strings), modify or exec them.

You can also re-execute multiple lines of input easily by using the magic `%rerun` or `%macro` functions. The macro system also allows you to re-execute previous lines which include magic function calls (which require special processing). Type `%macro?` for more details on the macro system.

A history function `%history` allows you to see any part of your input history by printing a range of the `_i` variables.

You can also search ('grep') through your history by typing `%hist -g somestring`. This is handy for searching for URLs, IP addresses, etc. You can bring history entries listed by '`%hist -g`' up for editing with the `%recall` command, or run them immediately with `%rerun`.

## Output caching system

For output that is returned from actions, a system similar to the input cache exists but using `_` instead of `_i`. Only actions that produce a result (NOT assignments, for example) are cached. If you are familiar with Mathematica, IPython's `_` variables behave exactly like Mathematica's `%` variables.

The following variables always exist:

- `_` (a single underscore): stores previous output, like Python's default interpreter.
- `__` (two underscores): next previous.
- `___` (three underscores): next-next previous.

Additionally, global variables named `_<n>` are dynamically created (`<n>` being the prompt counter), such that the result of output `<n>` is always available as `_<n>` (don't use the angle brackets, just the number, e.g. `_21`).

These variables are also stored in a global dictionary (not a list, since it only has entries for lines which returned a result) available under the names `_oh` and `Out` (similar to `_ih` and `In`). So the output from line 12 can be obtained as `_12`, `Out[12]` or `_oh[12]`. If you accidentally overwrite the `Out` variable you can recover it by typing `Out=_oh` at the prompt.

This system obviously can potentially put heavy memory demands on your system, since it prevents Python's garbage collector from removing any previously computed results. You can control how many results are kept in memory with the configuration option `InteractiveShell.cache_size`. If you set it to 0, output caching is disabled. You can also use the `%reset` and `%xdel` magics to clear large items from memory.

### Directory history

Your history of visited directories is kept in the global list `_dh`, and the magic `%cd` command can be used to go to any entry in that list. The `%dhist` command allows you to view this history. Do `cd -<TAB>` to conveniently view the directory history.

### Automatic parentheses and quotes

These features were adapted from Nathan Gray's LazyPython. They are meant to allow less typing for common situations.

Callable objects (i.e. functions, methods, etc) can be invoked like this (notice the commas between the arguments):

```
In [1]: callable_ob arg1, arg2, arg3
-----> callable_ob(arg1, arg2, arg3)
```

---

**Note:** This feature is disabled by default. To enable it, use the `%autocall` magic command. The commands below with special prefixes will always work, however.

---

You can force automatic parentheses by using `'/'` as the first character of a line. For example:

```
In [2]: /globals # becomes 'globals()'
```

Note that the `'/'` MUST be the first character on the line! This won't work:

```
In [3]: print /globals # syntax error
```

In most cases the automatic algorithm should work, so you should rarely need to explicitly invoke `/`. One notable exception is if you are trying to call a function with a list of tuples as arguments (the parenthesis will confuse IPython):

```
In [4]: zip (1,2,3), (4,5,6) # won't work
```

but this will work:

```
In [5]: /zip (1,2,3), (4,5,6)
-----> zip ((1,2,3), (4,5,6))
Out[5]: [(1, 4), (2, 5), (3, 6)]
```

IPython tells you that it has altered your command line by displaying the new command line preceded by `--->`.

You can force automatic quoting of a function's arguments by using `,` or `;` as the first character of a line. For example:

```
In [1]: ,my_function /home/me # becomes my_function("/home/me")
```

If you use `'`, the whole argument is quoted as a single string, while `'` splits on whitespace:

```
In [2]: ,my_function a b c # becomes my_function("a","b","c")
In [3]: ;my_function a b c # becomes my_function("a b c")
```

Note that the `'` or `;` MUST be the first character on the line! This won't work:

```
In [4]: x = ,my_function /home/me # syntax error
```

### 4.3.3 IPython as your default Python environment

Python honors the environment variable `PYTHONSTARTUP` and will execute at startup the file referenced by this variable. If you put the following code at the end of that file, then IPython will be your working environment anytime you start Python:

```
import os, IPython
os.environ['PYTHONSTARTUP'] = '' # Prevent running this again
IPython.start_ipython()
raise SystemExit
```

The `raise SystemExit` is needed to exit Python when it finishes, otherwise you'll be back at the normal Python `>>>` prompt.

This is probably useful to developers who manage multiple Python versions and don't want to have correspondingly multiple IPython versions. Note that in this mode, there is no way to pass IPython any command-line options, as those are trapped first by Python itself.

### 4.3.4 Embedding IPython

You can start a regular IPython session with

```
import IPython
IPython.start_ipython(argv=[])
```

at any point in your program. This will load IPython configuration, startup files, and everything, just as if it were a normal IPython session.

It is also possible to embed an IPython shell in a namespace in your Python code. This allows you to evaluate dynamically the state of your code, operate with your variables, analyze them, etc. Note however that any changes you make to values while in the shell do not propagate back to the running code, so it is safe to modify your values because you won't break your code in bizarre ways by doing so.

---

**Note:** At present, embedding IPython cannot be done from inside IPython. Run the code samples below outside IPython.

---

This feature allows you to easily have a fully functional python environment for doing object introspection anywhere in your code with a simple function call. In some cases a simple print statement is enough, but if you need to do more detailed analysis of a code fragment this feature can be very valuable.

It can also be useful in scientific computing situations where it is common to need to do some automatic, computationally intensive part and then stop to look at data, plots, etc. Opening an IPython instance will give you full access to your data and functions, and you can resume program execution once you are done with the interactive part (perhaps to stop again later, as many times as needed).

The following code snippet is the bare minimum you need to include in your Python programs for this to work (detailed examples follow later):

```
from IPython import embed

embed() # this call anywhere in your program will start IPython
```

You can also embed an IPython *kernel*, for use with qtconsole, etc. via `IPython.embed_kernel()`. This should function work the same way, but you can connect an external frontend (`ipython qtconsole` or `ipython console`), rather than interacting with it in the terminal.

You can run embedded instances even in code which is itself being run at the IPython interactive prompt with `%run <filename>`. Since it's easy to get lost as to where you are (in your top-level IPython or in your embedded one), it's a good idea in such cases to set the in/out prompts to something different for the embedded instances. The code examples below illustrate this.

You can also have multiple IPython instances in your program and open them separately, for example with different options for data presentation. If you close and open the same instance multiple times, its prompt counters simply continue from each execution to the next.

Please look at the docstrings in the `embed` module for more details on the use of this system.

The following sample file illustrating how to use the embedding functionality is provided in the examples directory as `embed_class_long.py`. It should be fairly self-explanatory:

```
#!/usr/bin/env python
"""An example of how to embed an IPython shell into a running program.
```

Please see the documentation in the `IPython.Shell` module for more details.

The accompanying file `embed_class_short.py` has quick code fragments for embedding which you can cut and paste in your code once you understand how things work.

The code in this file is deliberately extra-verbose, meant for learning.

```
from __future__ import print_function

# The basics to get you going:

# IPython injects get_ipython into builtins, so you can know if you have nested
# copies running.

# Try running this code both at the command line and from inside IPython (with
# %run example-embed.py)
from IPython.config.loader import Config
try:
    get_ipython
except NameError:
    nested = 0
    cfg = Config()
    prompt_config = cfg.PromptManager
    prompt_config.in_template = 'In <\\#>: '
    prompt_config.in2_template = '    .\\D.: '
    prompt_config.out_template = 'Out<\\#>: '
else:
    print("Running nested copies of IPython.")
    print("The prompts for the nested copy have been modified")
    cfg = Config()
    nested = 1

# First import the embeddable shell class
from IPython.terminal.embed import InteractiveShellEmbed

# Now create an instance of the embeddable shell. The first argument is a
# string with options exactly as you would type them if you were starting
# IPython at the system command line. Any parameters you want to define for
# configuration can thus be specified here.
ipshell = InteractiveShellEmbed(config=cfg,
                                banner1 = 'Dropping into IPython',
                                exit_msg = 'Leaving Interpreter, back to program.')

# Make a second instance, you can have as many as you want.
cfg2 = cfg.copy()
prompt_config = cfg2.PromptManager
prompt_config.in_template = 'In2<\\#>: '
if not nested:
    prompt_config.in_template = 'In2<\\#>: '
    prompt_config.in2_template = '    .\\D.: '
    prompt_config.out_template = 'Out<\\#>: '
ipshell2 = InteractiveShellEmbed(config=cfg,
                                banner1 = 'Second IPython instance.')
```

```
print('\nHello. This is printed from the main controller program.\n')

# You can then call ipshell() anywhere you need it (with an optional
# message):
ipshell('***Called from top level. '
        'Hit Ctrl-D to exit interpreter and continue program.\n'
        'Note that if you use %kill_embedded, you can fully deactivate\n'
        'This embedded instance so it will never turn on again')

print('\nBack in caller program, moving along...\n')

#-----
# More details:

# InteractiveShellEmbed instances don't print the standard system banner and
# messages. The IPython banner (which actually may contain initialization
# messages) is available as get_ipython().banner in case you want it.

# InteractiveShellEmbed instances print the following information everytime they
# start:

# - A global startup banner.

# - A call-specific header string, which you can use to indicate where in the
# execution flow the shell is starting.

# They also print an exit message every time they exit.

# Both the startup banner and the exit message default to None, and can be set
# either at the instance constructor or at any other time with the
# by setting the banner and exit_msg attributes.

# The shell instance can be also put in 'dummy' mode globally or on a per-call
# basis. This gives you fine control for debugging without having to change
# code all over the place.

# The code below illustrates all this.

# This is how the global banner and exit_msg can be reset at any point
ipshell.banner = 'Entering interpreter - New Banner'
ipshell.exit_msg = 'Leaving interpreter - New exit_msg'

def foo(m):
    s = 'spam'
    ipshell('***In foo(). Try %whos, or print s or m:')
    print('foo says m = ',m)

def bar(n):
    s = 'eggs'
    ipshell('***In bar(). Try %whos, or print s or n:')
    print('bar says n = ',n)
```



```

# Some calls to the above functions which will trigger IPython:
print('Main program calling foo("eggs")\n')
foo('eggs')

# The shell can be put in 'dummy' mode where calls to it silently return. This
# allows you, for example, to globally turn off debugging for a program with a
# single call.
ipshell.dummy_mode = True
print('\nTrying to call IPython which is now "dummy":')
ipshell()
print('Nothing happened...')
# The global 'dummy' mode can still be overridden for a single call
print('\nOverriding dummy mode manually:')
ipshell(dummy=False)

# Reactivate the IPython shell
ipshell.dummy_mode = False

print('You can even have multiple embedded instances:')
ipshell2()

print('\nMain program calling bar("spam")\n')
bar('spam')

print('Main program finished. Bye!')

```

Once you understand how the system functions, you can use the following code fragments in your programs which are ready for cut and paste:

```

"""Quick code snippets for embedding IPython into other programs.

See embed_class_long.py for full details, this file has the bare minimum code for
cut and paste use once you understand how to use the system."""

#-----
# This code loads IPython but modifies a few things if it detects it's running
# embedded in another IPython session (helps avoid confusion)

try:
    get_ipython
except NameError:
    banner=exit_msg=''
else:
    banner = '*** Nested interpreter ***'
    exit_msg = '*** Back in main IPython ***'

# First import the embed function
from IPython.terminal.embed import InteractiveShellEmbed
# Now create the IPython shell instance. Put ipshell() anywhere in your code
# where you want it to open.
ipshell = InteractiveShellEmbed(banner1=banner, exit_msg=exit_msg)

#-----

```

```
# This code will load an embeddable IPython shell always with no changes for
# nested embeddings.

from IPython import embed
# Now embed() will open IPython anywhere in the code.

#-----
# This code loads an embeddable shell only if NOT running inside
# IPython. Inside IPython, the embeddable shell variable ipshell is just a
# dummy function.

try:
    get_ipython
except NameError:
    from IPython.terminal.embed import InteractiveShellEmbed
    ipshell = InteractiveShellEmbed()
    # Now ipshell() will open IPython anywhere in the code
else:
    # Define a dummy ipshell() so the same code doesn't crash inside an
    # interactive IPython
    def ipshell(): pass
```

### 4.3.5 Using the Python debugger (pdb)

#### Running entire programs via pdb

pdb, the Python debugger, is a powerful interactive debugger which allows you to step through code, set breakpoints, watch variables, etc. IPython makes it very easy to start any script under the control of pdb, regardless of whether you have wrapped it into a ‘main()’ function or not. For this, simply type `%run -d myscript` at an IPython prompt. See the `%run` command’s documentation for more details, including how to control where pdb will stop execution first.

For more information on the use of the pdb debugger, see [Debugger Commands](#) in the Python documentation.

#### Post-mortem debugging

Going into a debugger when an exception occurs can be extremely useful in order to find the origin of subtle bugs, because pdb opens up at the point in your code which triggered the exception, and while your program is at this point ‘dead’, all the data is still available and you can walk up and down the stack frame and understand the origin of the problem.

You can use the `%debug` magic after an exception has occurred to start post-mortem debugging. IPython can also call debugger every time your code triggers an uncaught exception. This feature can be toggled with the `%pdb` magic command, or you can start IPython with the `--pdb` option.

For a post-mortem debugger in your programs outside IPython, put the following lines toward the top of your ‘main’ routine:

```
import sys
from IPython.core import ultratb
sys.excepthook = ultratb.FormattedTB(mode='Verbose',
color_scheme='Linux', call_pdb=1)
```

The mode keyword can be either ‘Verbose’ or ‘Plain’, giving either very detailed or normal tracebacks respectively. The color\_scheme keyword can be one of ‘NoColor’, ‘Linux’ (default) or ‘LightBG’. These are the same options which can be set in IPython with `--colors` and `--xmode`.

This will give any of your programs detailed, colored tracebacks with automatic invocation of `pdb`.

### 4.3.6 Pasting of code starting with Python or IPython prompts

IPython is smart enough to filter out input prompts, be they plain Python ones (`>>>` and `...`) or IPython ones (`In [N]:` and `...:`). You can therefore copy and paste from existing interactive sessions without worry.

The following is a ‘screenshot’ of how things work, copying an example from the standard Python tutorial:

```
In [1]: >>> # Fibonacci series:

In [2]: ... # the sum of two elements defines the next

In [3]: ... a, b = 0, 1

In [4]: >>> while b < 10:
...:     ...     print(b)
...:     ...     a, b = b, a+b
...:
1
1
2
3
5
8
```

And pasting from IPython sessions works equally well:

```
In [1]: In [5]: def f(x):
...:     ...:     "A simple function"
...:     ...:     return x**2
...:     ...:

In [2]: f(3)
Out[2]: 9
```

### 4.3.7 GUI event loop support

New in version 0.11: The `%gui` magic and `IPython.lib.inputhook`.

IPython has excellent support for working interactively with Graphical User Interface (GUI) toolkits, such as wxPython, PyQt4/PySide, PyGTK and Tk. This is implemented using Python’s builtin `PyOSInputHook`

hook. This implementation is extremely robust compared to our previous thread-based version. The advantages of this are:

- GUIs can be enabled and disabled dynamically at runtime.
- The active GUI can be switched dynamically at runtime.
- In some cases, multiple GUIs can run simultaneously with no problems.
- There is a developer API in `IPython.lib.inputhook` for customizing all of these things.

For users, enabling GUI event loop integration is simple. You simply use the `%gui` magic as follows:

```
%gui [GUINAME]
```

With no arguments, `%gui` removes all GUI support. Valid `GUINAME` arguments are `wx`, `qt`, `gtk` and `tk`.

Thus, to use `wxPython` interactively and create a running `wx.App` object, do:

```
%gui wx
```

You can also start IPython with an event loop set up using the `--gui` flag:

```
$ ipython --gui=qt
```

For information on IPython's `matplotlib` integration (and the `matplotlib` mode) see [this section](#).

For developers that want to use IPython's GUI event loop integration in the form of a library, these capabilities are exposed in library form in the `IPython.lib.inputhook` and `IPython.lib.guisupport` modules. Interested developers should see the module docstrings for more information, but there are a few points that should be mentioned here.

First, the `PyOSInputHook` approach only works in command line settings where `readline` is activated. The integration with various eventloops is handled somewhat differently (and more simply) when using the standalone kernel, as in the `qtconsole` and `notebook`.

Second, when using the `PyOSInputHook` approach, a GUI application should *not* start its event loop. Instead all of this is handled by the `PyOSInputHook`. This means that applications that are meant to be used both in IPython and as standalone apps need to have special code to detect how the application is being run. We highly recommend using IPython's support for this. Since the details vary slightly between toolkits, we point you to the various examples in our source directory `examples/Embedding` that demonstrate these capabilities.

Third, unlike previous versions of IPython, we no longer “hijack” (replace them with no-ops) the event loops. This is done to allow applications that actually need to run the real event loops to do so. This is often needed to process pending events at critical points.

Finally, we also have a number of examples in our source directory `examples/Embedding` that demonstrate these capabilities.

### PyQt and PySide

When you use `--gui=qt` or `--matplotlib=qt`, IPython can work with either `PyQt4` or `PySide`. There are three options for configuration here, because `PyQt4` has two APIs for `QString` and `QVariant`: `v1`, which

is the default on Python 2, and the more natural v2, which is the only API supported by PySide. v2 is also the default for PyQt4 on Python 3. IPython’s code for the QtConsole uses v2, but you can still use any interface in your code, since the Qt frontend is in a different process.

The default will be to import PyQt4 without configuration of the APIs, thus matching what most applications would expect. It will fall back to PySide if PyQt4 is unavailable.

If specified, IPython will respect the environment variable `QT_API` used by ETS. ETS 4.0 also works with both PyQt4 and PySide, but it requires PyQt4 to use its v2 API. So if `QT_API=pyside` PySide will be used, and if `QT_API=pyqt` then PyQt4 will be used *with the v2 API* for `QString` and `QVariant`, so ETS codes like `Mayavi` will also work with IPython.

If you launch IPython in matplotlib mode with `ipython --matplotlib=qt`, then IPython will ask matplotlib which Qt library to use (only if `QT_API` is *not set*), via the ‘`backend.qt4`’ rcParam. If matplotlib is version 1.0.1 or older, then IPython will always use PyQt4 without setting the v2 APIs, since neither v2 PyQt nor PySide work.

**Warning:** Note that this means for ETS 4 to work with PyQt4, `QT_API` *must* be set to work with IPython’s qt integration, because otherwise PyQt4 will be loaded in an incompatible mode. It also means that you must *not* have `QT_API` set if you want to use `--gui=qt` with code that requires PyQt4 API v1.

### 4.3.8 Plotting with matplotlib

`matplotlib` provides high quality 2D and 3D plotting for Python. `matplotlib` can produce plots on screen using a variety of GUI toolkits, including Tk, PyGTK, PyQt4 and wxPython. It also provides a number of commands useful for scientific computing, all with a syntax compatible with that of the popular Matlab program.

To start IPython with matplotlib support, use the `--matplotlib` switch. If IPython is already running, you can run the `%matplotlib` magic. If no arguments are given, IPython will automatically detect your choice of matplotlib backend. You can also request a specific backend with `%matplotlib backend`, where `backend` must be one of: ‘`tk`’, ‘`qt`’, ‘`wx`’, ‘`gtk`’, ‘`osx`’. In the web notebook and Qt console, ‘`inline`’ is also a valid backend value, which produces static figures inlined inside the application window instead of matplotlib’s interactive figures that live in separate windows.

### 4.3.9 Interactive demos with IPython

IPython ships with a basic system for running scripts interactively in sections, useful when presenting code to audiences. A few tags embedded in comments (so that the script remains valid Python code) divide a file into separate blocks, and the demo can be run one block at a time, with IPython printing (with syntax highlighting) the block before executing it, and returning to the interactive prompt after each block. The interactive namespace is updated after each block is run with the contents of the demo’s namespace.

This allows you to show a piece of code, run it and then execute interactively commands based on the variables just created. Once you want to continue, you simply execute the next block of the demo. The following listing shows the markup necessary for dividing a script into sections for execution as a demo:

```
# -*- coding: utf-8 -*-
"""A simple interactive demo to illustrate the use of IPython's Demo class.

Any python script can be run as a demo, but that does little more than showing
it on-screen, syntax-highlighted in one shot. If you add a little simple
markup, you can stop at specified intervals and return to the ipython prompt,
resuming execution later.

This is a unicode test, ääö
"""
from __future__ import print_function

print('Hello, welcome to an interactive IPython demo.')
print('Executing this block should require confirmation before proceeding,')
print('unless auto_all has been set to true in the demo object')

# The mark below defines a block boundary, which is a point where IPython will
# stop execution and return to the interactive prompt.
# <demo> --- stop ---

x = 1
y = 2

# <demo> --- stop ---

# the mark below makes this block as silent
# <demo> silent

print('This is a silent block, which gets executed but not printed.')

# <demo> --- stop ---
# <demo> auto
print('This is an automatic block.')
print('It is executed without asking for confirmation, but printed.')
z = x+y

print('z=', x)

# <demo> --- stop ---
# This is just another normal block.
print('z is now:', z)

print('bye!')
```

In order to run a file as a demo, you must first make a Demo object out of it. If the file is named `myscript.py`, the following code will make a demo:

```
from IPython.lib.demo import Demo

mydemo = Demo('myscript.py')
```

This creates the `mydemo` object, whose blocks you run one at a time by simply calling the object with no arguments. Then call it to run each step of the demo:

```
mydemo()
```

Demo objects can be restarted, you can move forward or back skipping blocks, re-execute the last block, etc. See the `IPython.lib.demo` module and the `Demo` class for details.

Limitations: These demos are limited to fairly simple uses. In particular, you cannot break up sections within indented code (loops, if statements, function definitions, etc.) Supporting something like this would basically require tracking the internal execution state of the Python interpreter, so only top-level divisions are allowed. If you want to be able to open an IPython instance at an arbitrary point in a program, you can use IPython's *embedding facilities*.

## 4.4 Built-in magic commands

## 4.5 IPython as a system shell

### 4.5.1 Overview

It is possible to adapt IPython for system shell usage. In the past, IPython shipped a special 'sh' profile for this purpose, but it had been quarantined since 0.11 release, and in 1.0 it was removed altogether. Nevertheless, much of this section relies on machinery which does not require a custom profile.

You can set up your own 'sh' *profile* to be different from the default profile such that:

- Prompt shows the current directory (see *Prompt customization*)
- Make system commands directly available (in alias table) by running the `%rehashx` magic. If you install new programs along your `PATH`, you might want to run `%rehashx` to update the alias table
- turn `%autocall` to full mode

### 4.5.2 Environment variables

Rather than manipulating `os.environ` directly, you may like to use the magic `%env` command. With no arguments, this displays all environment variables and values. To get the value of a specific variable, use `%env var`. To set the value of a specific variable, use `%env foo bar`, `%env foo=bar`. By default values are considered to be strings so quoting them is unnecessary. However, python variables are expanded as usual in the magic command, so `%env foo=$bar` means "set the environment variable `foo` to the value of the python variable `bar`".

### 4.5.3 Aliases

Once you run `%rehashx`, all of your `$PATH` has been loaded as IPython aliases, so you should be able to type any normal system command and have it executed. See `%alias?` and `%unalias?` for details on the alias facilities. See also `%rehashx?` for details on the mechanism used to load `$PATH`.

### 4.5.4 Directory management

Since each command passed by ipython to the underlying system is executed in a subshell which exits immediately, you can NOT use `!cd` to navigate the filesystem.

IPython provides its own builtin `%cd` magic command to move in the filesystem (the `%` is not required with automatic on). It also maintains a list of visited directories (use `%dhist` to see it) and allows direct switching to any of them. Type `cd?` for more details.

`%pushd`, `%popd` and `%dirs` are provided for directory stack handling.

### 4.5.5 Prompt customization

Here are some prompt configurations you can try out interactively by using the `%config` magic:

```
%config PromptManager.in_template = r'{color.LightGreen}\u@\h{color.LightBlue} [{color.LightGreen}> '
%config PromptManager.in2_template = r'{color.Green}|{color.LightGreen}\D{color.Green}> '
%config PromptManager.out_template = r'\> '
```

You can change the prompt configuration to your liking permanently by editing `ipython_config.py`:

```
c.PromptManager.in_template = r'{color.LightGreen}\u@\h{color.LightBlue} [{color.LightCyan}> '
c.PromptManager.in2_template = r'{color.Green}|{color.LightGreen}\D{color.Green}> '
c.PromptManager.out_template = r'\> '
```

Read more about the [configuration system](#) for details on how to find `ipython_config.py`.

### 4.5.6 String lists

String lists (`IPython.utils.text.SList`) are handy way to process output from system commands. They are produced by `var = !cmd` syntax.

First, we acquire the output of `'ls -l'`:

```
[Q:doc/examples]|2> lines = !ls -l
==
['total 23',
 '-rw-rw-rw- 1 ville None 1163 Sep 30 2006 example-demo.py',
 '-rw-rw-rw- 1 ville None 1927 Sep 30 2006 example-embed-short.py',
 '-rwxrwxrwx 1 ville None 4606 Sep 1 17:15 example-embed.py',
 '-rwxrwxrwx 1 ville None 1017 Sep 30 2006 example-gnuplot.py',
 '-rwxrwxrwx 1 ville None 339 Jun 11 18:01 extension.py',
 '-rwxrwxrwx 1 ville None 113 Dec 20 2006 seteditor.py',
 '-rwxrwxrwx 1 ville None 245 Dec 12 2006 seteditor.pyc']
```

Now, let's take a look at the contents of `'lines'` (the first number is the list element number):

```
[Q:doc/examples]|3> lines
      <3> SList (.p, .n, .l, .s, .grep(), .fields() available). Value:

0: total 23
1: -rw-rw-rw- 1 ville None 1163 Sep 30 2006 example-demo.py
```



```

2: -rw-rw-rw- 1 ville None 1927 Sep 30 2006 example-embed-short.py
3: -rwxrwxrwx 1 ville None 4606 Sep 1 17:15 example-embed.py
4: -rwxrwxrwx 1 ville None 1017 Sep 30 2006 example-gnuplot.py
5: -rwxrwxrwx 1 ville None 339 Jun 11 18:01 extension.py
6: -rwxrwxrwx 1 ville None 113 Dec 20 2006 seteditor.py
7: -rwxrwxrwx 1 ville None 245 Dec 12 2006 seteditor.pyc

```

Now, let's filter out the 'embed' lines:

```

[Q:doc/examples]|4> l2 = lines.grep('embed',prune=1)
[Q:doc/examples]|5> l2
      <5> SList (.p, .n, .l, .s, .grep(), .fields() available). Value:

0: total 23
1: -rw-rw-rw- 1 ville None 1163 Sep 30 2006 example-demo.py
2: -rwxrwxrwx 1 ville None 1017 Sep 30 2006 example-gnuplot.py
3: -rwxrwxrwx 1 ville None 339 Jun 11 18:01 extension.py
4: -rwxrwxrwx 1 ville None 113 Dec 20 2006 seteditor.py
5: -rwxrwxrwx 1 ville None 245 Dec 12 2006 seteditor.pyc

```

Now, we want strings having just file names and permissions:

```

[Q:doc/examples]|6> l2.fields(8,0)
      <6> SList (.p, .n, .l, .s, .grep(), .fields() available). Value:

0: total
1: example-demo.py -rw-rw-rw-
2: example-gnuplot.py -rwxrwxrwx
3: extension.py -rwxrwxrwx
4: seteditor.py -rwxrwxrwx
5: seteditor.pyc -rwxrwxrwx

```

Note how the line with 'total' does not raise `IndexError`.

If you want to split these (yielding lists), call `fields()` without arguments:

```

[Q:doc/examples]|7> _.fields()
      <7>

[['total'],
 ['example-demo.py', '-rw-rw-rw-'],
 ['example-gnuplot.py', '-rwxrwxrwx'],
 ['extension.py', '-rwxrwxrwx'],
 ['seteditor.py', '-rwxrwxrwx'],
 ['seteditor.pyc', '-rwxrwxrwx']]

```

If you want to pass these separated with spaces to a command (typical for lists of files), use the `.s` property:

```

[Q:doc/examples]|13> files = l2.fields(8).s
[Q:doc/examples]|14> files
      <14> 'example-demo.py example-gnuplot.py extension.py seteditor.py setedito
[Q:doc/examples]|15> ls $files
example-demo.py example-gnuplot.py extension.py seteditor.py seteditor.pyc

```

SLists are inherited from normal python lists, so every list method is available:

```
[Q:doc/examples]|21> lines.append('hey')
```

### Real world example: remove all files outside version control

First, capture output of “hg status”:

```
[Q:/ipython]|28> out = !hg status
==
['M IPython\\extensions\\ipy_kitcfg.py',
 'M IPython\\extensions\\ipy_rehashdir.py',
 ...
 '? build\\lib\\IPython\\Debugger.py',
 '? build\\lib\\IPython\\extensions\\InterpreterExec.py',
 '? build\\lib\\IPython\\extensions\\InterpreterPasteInput.py',
 ...]
```

(lines starting with ? are not under version control).

```
[Q:/ipython]|35> junk = out.grep(r'^?').fields(1)
[Q:/ipython]|36> junk
<36> SList (.p, .n, .l, .s, .grep(), .fields() availab
...
10: build\bdist.win32\winexe\temp\_ctypes.py
11: build\bdist.win32\winexe\temp\_hashlib.py
12: build\bdist.win32\winexe\temp\_socket.py
```

Now we can just remove these files by doing ‘rm \$junk.s’.

### The .s, .n, .p properties

The `.s` property returns one string where lines are separated by single space (for convenient passing to system commands). The `.n` property return one string where the lines are separated by a newline (i.e. the original output of the function). If the items in string list are file names, `.p` can be used to get a list of “path” objects for convenient file manipulation.

## 4.6 A Qt Console for IPython

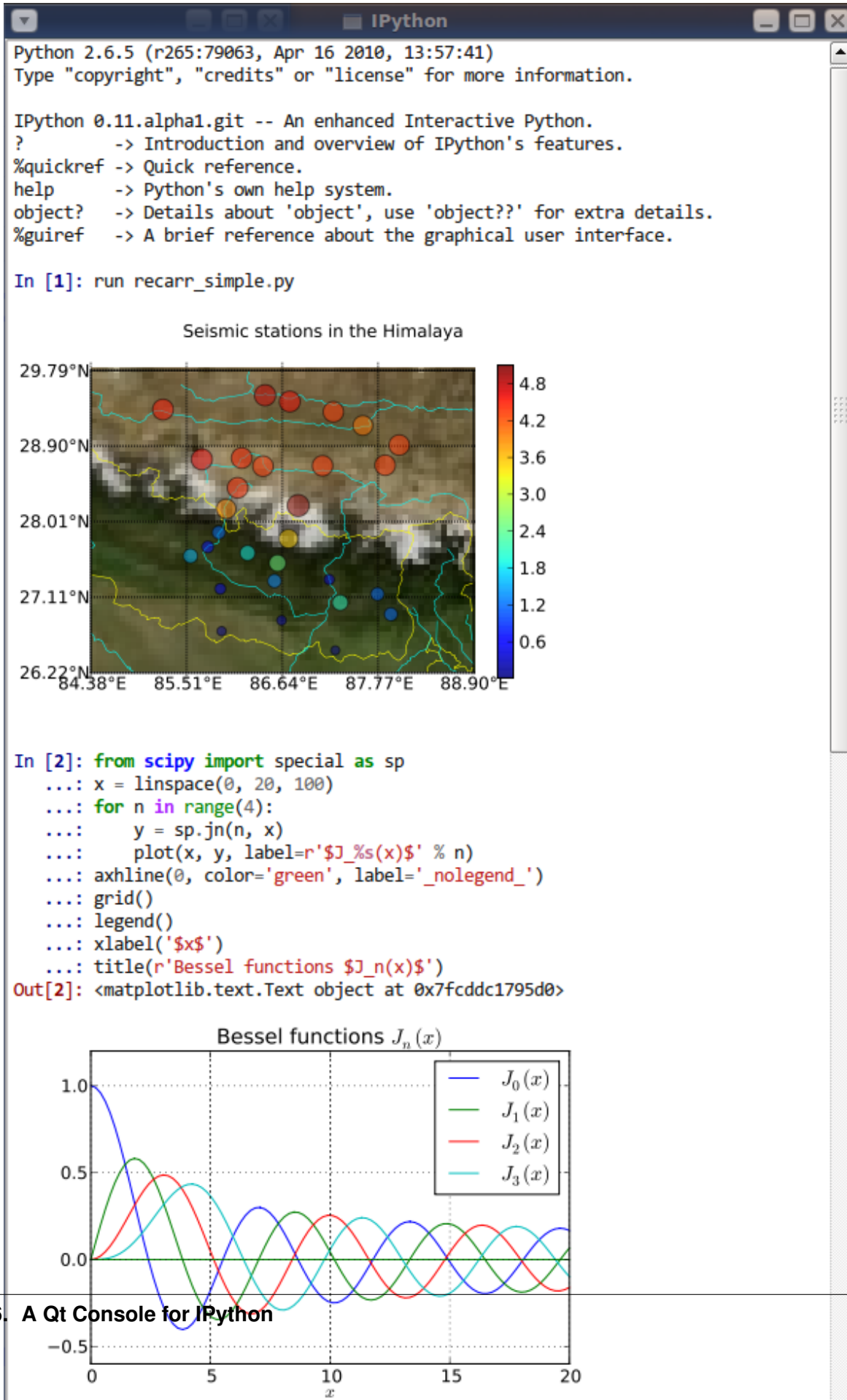
To start the Qt Console:

```
$> ipython qtconsole
```

We now have a version of IPython, using the new two-process *ZeroMQ Kernel*, running in a **PyQt** GUI. This is a very lightweight widget that largely feels like a terminal, but provides a number of enhancements only possible in a GUI, such as inline figures, proper multiline editing with syntax highlighting, graphical calltips, and much more.

To get acquainted with the Qt console, type `%gui ref` to see a quick introduction of its main features.

The Qt frontend has hand-coded emacs-style bindings for text navigation. This is not yet configurable.



**Tip:** Since the Qt console tries hard to behave like a terminal, by default it immediately executes single lines of input that are complete. If you want to force multiline input, hit `Ctrl-Enter` at the end of the first line instead of `Enter`, and it will open a new line for input. At any point in a multiline block, you can force its execution (without having to go to the bottom) with `Shift-Enter`.

---

#### 4.6.1 `%load`

The new `%load` magic (previously `%loadpy`) takes any script, and pastes its contents as your next input, so you can edit it before executing. The script may be on your machine, but you can also specify an history range, or a url, and it will download the script from the web. This is particularly useful for playing with examples from documentation, such as matplotlib.

```
In [6]: %load http://matplotlib.org/plot_directive/mpl_examples/mplot3d/contour3d_demo.py

In [7]: from mpl_toolkits.mplot3d import axes3d
...: import matplotlib.pyplot as plt
...:
...: fig = plt.figure()
...: ax = fig.add_subplot(111, projection='3d')
...: X, Y, Z = axes3d.get_test_data(0.05)
...: cset = ax.contour(X, Y, Z)
...: ax.clabel(cset, fontsize=9, inline=1)
...:
...: plt.show()
```

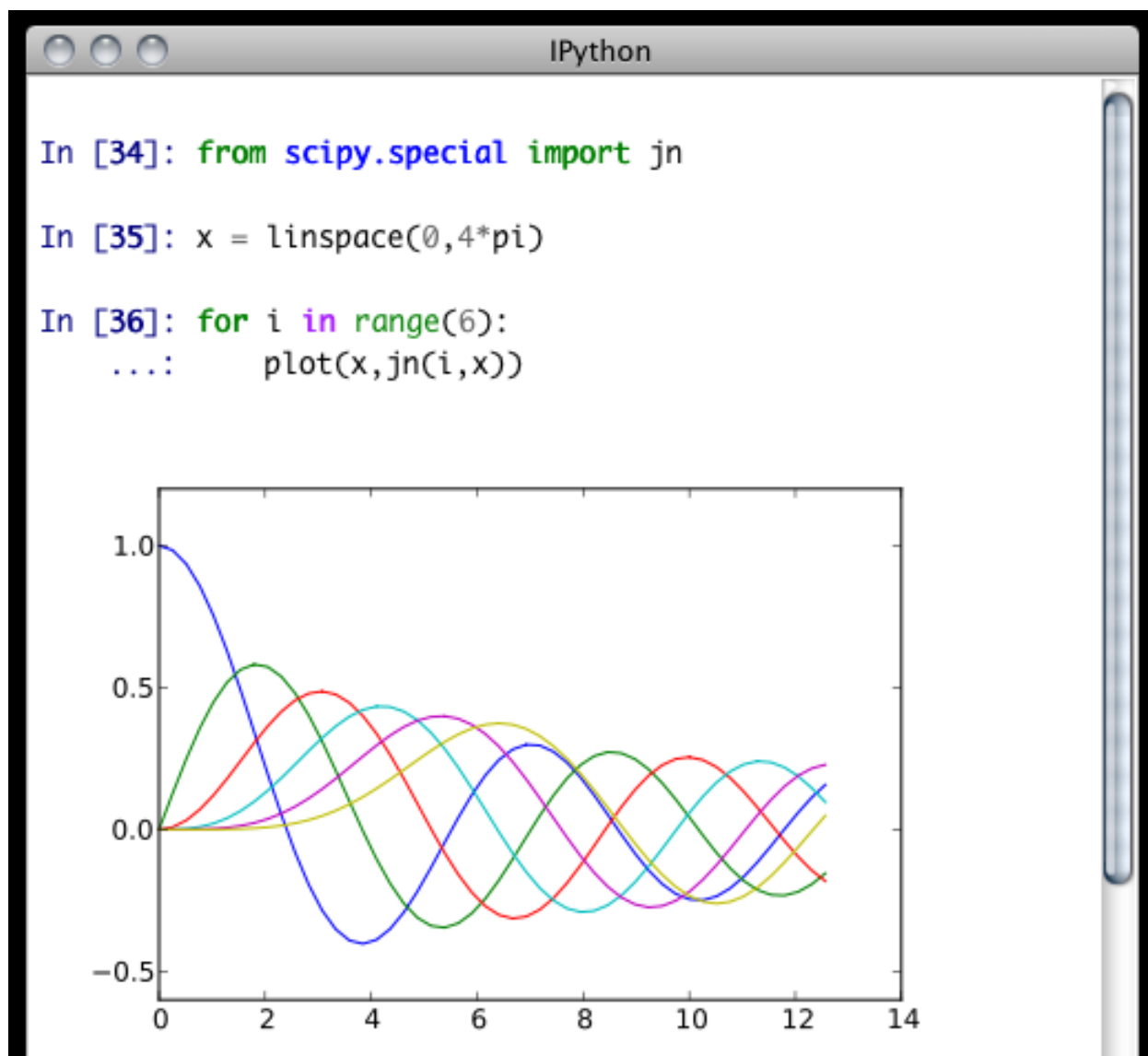
The `%load` magic can also load source code from objects in the user or global namespace by invoking the `-n` option.

```
In [1]: import hello_world
...: %load -n hello_world.say_hello

In [3]: def say_hello() :
...:     print("Hello World!")
```

#### 4.6.2 Inline Matplotlib

One of the most exciting features of the QtConsole is embedded matplotlib figures. You can use any standard matplotlib GUI backend to draw the figures, and since there is now a two-process model, there is no longer a conflict between user input and the drawing eventloop.



### `display()`

IPython provides a function `display()` for displaying rich representations of objects if they are available. The IPython display system provides a mechanism for specifying PNG or SVG (and more) representations of objects for GUI frontends. When you enable matplotlib integration via the `%matplotlib` magic, IPython registers convenient PNG and SVG renderers for matplotlib figures, so you can embed them in your document by calling `display()` on one or more of them. This is especially useful for [saving](#) your work.

```
In [4]: from IPython.display import display
In [5]: plt.plot(range(5)) # plots in the matplotlib window
In [6]: display(plt.gcf()) # embeds the current figure in the qtconsole
In [7]: display(*getfigs()) # embeds all active figures in the qtconsole
```

If you have a reference to a matplotlib figure object, you can always display that specific figure:

```
In [1]: f = plt.figure()

In [2]: plt.plot(np.rand(100))
Out[2]: [<matplotlib.lines.Line2D at 0x7fc6ac03dd90>]

In [3]: display(f)

# Plot is shown here

In [4]: plt.title('A title')
Out[4]: <matplotlib.text.Text at 0x7fc6ac023450>

In [5]: display(f)

# Updated plot with title is shown here.
```

### **--matplotlib inline**

If you want to have all of your figures embedded in your session, instead of calling `display()`, you can specify `--matplotlib inline` when you start the console, and each time you make a plot, it will show up in your document, as if you had called `display(fig)()`.

The inline backend can use either SVG or PNG figures (PNG being the default). It also supports the special key `'retina'`, which is 2x PNG for high-DPI displays. To switch between them, set the `InlineBackend.figure_format` configurable in a config file, or via the `%config` magic:

```
In [10]: %config InlineBackend.figure_format = 'svg'
```

---

**Note:** Changing the inline figure format also affects calls to `display()` above, even if you are not using the inline backend for all figures.

---

By default, IPython closes all figures at the completion of each execution. This means you don't have to manually close figures, which is less convenient when figures aren't attached to windows with an obvious close button. It also means that the first matplotlib call in each cell will always create a new figure:

```
In [11]: plt.plot(range(100))
<single-line plot>

In [12]: plt.plot([1,3,2])
<another single-line plot>
```

However, it does prevent the list of active figures surviving from one input cell to the next, so if you want to continue working with a figure, you must hold on to a reference to it:

```
In [11]: fig = gcf()
.....: fig.plot(rand(100))
<plot>
```

```
In [12]: fig.title('Random Title')
<redraw plot with title>
```

This behavior is controlled by the `InlineBackend.close_figures` configurable, and if you set it to `False`, via `%config` or config file, then IPython will *not* close figures, and tools like `gcf()`, `gca()`, `getfigs()` will behave the same as they do with other backends. You will, however, have to manually close figures:

```
# close all active figures:
In [13]: [ fig.close() for fig in getfigs() ]
```

### 4.6.3 Saving and Printing

IPythonQt has the ability to save your current session, as either HTML or XHTML. If you have been using `display()` or *inline* matplotlib, your figures will be PNG in HTML, or inlined as SVG in XHTML. PNG images have the option to be either in an external folder, as in many browsers' "Webpage, Complete" option, or inlined as well, for a larger, but more portable file.

---

**Note:** Export to SVG+XHTML requires that you are using SVG figures, which is *not* the default. To switch the inline figure format to use SVG during an active session, do:

```
In [10]: %config InlineBackend.figure_format = 'svg'
```

Or, you can add the same line (c.Inline... instead of `%config Inline...`) to your config files.

This will only affect figures plotted after making this call

---

The widget also exposes the ability to print directly, via the default print shortcut or context menu.

---

**Note:** Saving is only available to richtext Qt widgets, which are used by default, but if you pass the `--plain` flag, saving will not be available to you.

---

See these examples of `png/html` and `svg/xhtml` output. Note that syntax highlighting does not survive export. This is a known issue, and is being investigated.

### 4.6.4 Colors and Highlighting

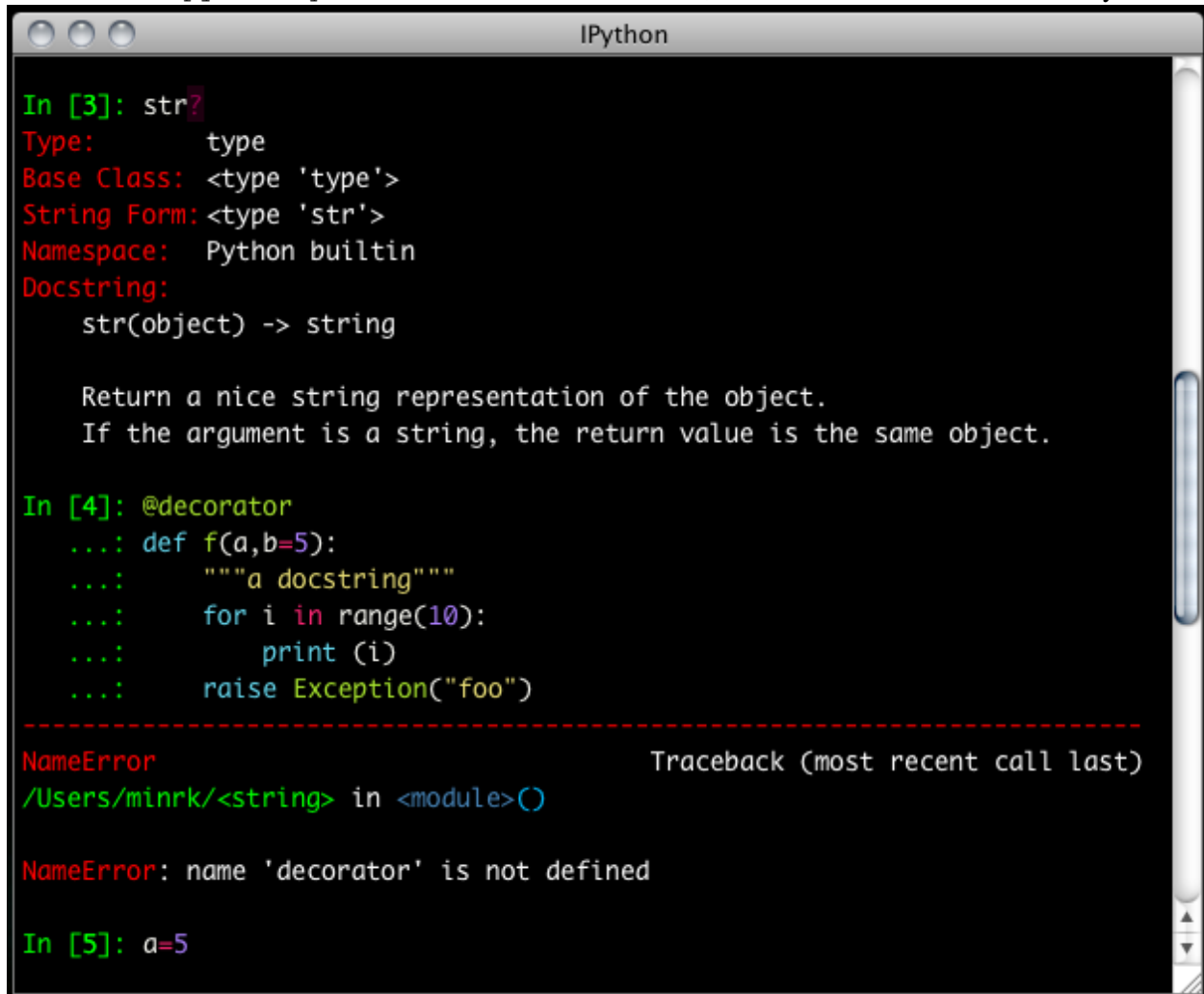
Terminal IPython has always had some coloring, but never syntax highlighting. There are a few simple color choices, specified by the `colors` flag or `%colors` magic:

- `LightBG` for light backgrounds
- `Linux` for dark backgrounds
- `NoColor` for a simple colorless terminal

The Qt widget has full support for the `colors` flag used in the terminal shell.

The Qt widget, however, has full syntax highlighting as you type, handled by the `pygments` library. The `style` argument exposes access to any style by name that can be found by `pygments`, and there are several already installed. The `colors` argument, if unspecified, will be guessed based on the chosen style. Similarly, there are default styles associated with each `colors` option.

Screenshot of `ipython qtconsole --colors=linux`, which uses the ‘monokai’ theme by default:

A screenshot of the IPython QtConsole window. The window has a title bar with three window control buttons and the text 'IPython'. The main area is a dark-themed text editor with syntax highlighting. It shows three input prompts: 'In [3]: str?', 'In [4]: @decorator', and 'In [5]: a=5'. The first prompt is followed by a docstring for the 'str' function. The second prompt is followed by a function definition 'def f(a,b=5):' with a docstring, a loop, and an exception raise. This is followed by a red dashed line and a 'NameError' traceback. The third prompt is followed by 'a=5'.

```
In [3]: str?
Type:      type
Base Class: <type 'type'>
String Form: <type 'str'>
Namespace: Python builtin
Docstring:
    str(object) -> string

    Return a nice string representation of the object.
    If the argument is a string, the return value is the same object.

In [4]: @decorator
...: def f(a,b=5):
...:     """a docstring"""
...:     for i in range(10):
...:         print (i)
...:     raise Exception("foo")
-----
NameError                                Traceback (most recent call last)
/Users/minrk/<string> in <module>()

NameError: name 'decorator' is not defined

In [5]: a=5
```

---

**Note:** Calling `ipython qtconsole -h` will show all the style names that `pygments` can find on your system.

---

You can also pass the filename of a custom CSS stylesheet, if you want to do your own coloring, via the `stylesheet` argument. The default `LightBG` stylesheet:

```
QPlainTextEdit, QTextEdit { background-color: white;
    color: black ;
    selection-background-color: #ccc}
.error { color: red; }
.in-prompt { color: navy; }
.in-prompt-number { font-weight: bold; }
```



```
.out-prompt { color: darkred; }
.out-prompt-number { font-weight: bold; }
/* .inverted is used to highlight selected completion */
.inverted { background-color: black ; color: white; }
```

### 4.6.5 Fonts

The QtConsole has configurable via the ConsoleWidget. To change these, set the `font_family` or `font_size` traits of the ConsoleWidget. For instance, to use 9pt Anonymous Pro:

```
$> ipython qtconsole --ConsoleWidget.font_family="Anonymous Pro" --ConsoleWidget.font_size=9
```

### 4.6.6 Process Management

With the two-process ZMQ model, the frontend does not block input during execution. This means that actions can be taken by the frontend while the Kernel is executing, or even after it crashes. The most basic such command is via ‘Ctrl-.’, which restarts the kernel. This can be done in the middle of a blocking execution. The frontend can also know, via a heartbeat mechanism, that the kernel has died. This means that the frontend can safely restart the kernel.

### Multiple Consoles

Since the Kernel listens on the network, multiple frontends can connect to it. These do not have to all be qt frontends - any IPython frontend can connect and run code. When you start `ipython qtconsole`, there will be an output line, like:

```
[IPKernelApp] To connect another client to this kernel, use:
[IPKernelApp] --existing kernel-12345.json
```

Other frontends can connect to your kernel, and share in the execution. This is great for collaboration. The `--existing` flag means connect to a kernel that already exists. Starting other consoles with that flag will not try to start their own kernel, but rather connect to yours. `kernel-12345.json` is a small JSON file with the ip, port, and authentication information necessary to connect to your kernel. By default, this file will be in your default profile’s security directory. If it is somewhere else, the output line will print the full path of the connection file, rather than just its filename.

If you need to find the connection info to send, and don’t know where your connection file lives, there are a couple of ways to get it. If you are already running an IPython console connected to the kernel, you can use the `%connect_info` magic to display the information necessary to connect another frontend to the kernel.

```
In [2]: %connect_info
{
  "stdin_port":50255,
  "ip":"127.0.0.1",
  "hb_port":50256,
  "key":"70be6f0f-1564-4218-8cda-31be40a4d6aa",
  "shell_port":50253,
```

```
"iopub_port":50254
}
```

Paste the above JSON into a file, and connect with:

```
$> ipython <app> --existing <file>
or, if you are local, you can connect with just:
$> ipython <app> --existing kernel-12345.json
or even just:
$> ipython <app> --existing
if this is the most recent IPython session you have started.
```

Otherwise, you can find a connection file by name (and optionally profile) with `IPython.lib.kernel.find_connection_file()`:

```
$> python -c "from IPython.lib.kernel import find_connection_file;\
print find_connection_file('kernel-12345.json') "
/home/you/.ipython/profile_default/security/kernel-12345.json
```

And if you are using a particular IPython profile:

```
$> python -c "from IPython.lib.kernel import find_connection_file;\
print find_connection_file('kernel-12345.json', profile='foo') "
/home/you/.ipython/profile_foo/security/kernel-12345.json
```

You can even launch a standalone kernel, and connect and disconnect Qt Consoles from various machines. This lets you keep the same running IPython session on your work machine (with matplotlib plots and everything), logging in from home, cafés, etc.:

```
$> ipython kernel
[IPKernelApp] To connect another client to this kernel, use:
[IPKernelApp] --existing kernel-12345.json
```

This is actually exactly the same as the subprocess launched by the qtconsole, so all the information about connecting to a standalone kernel is identical to that of connecting to the kernel attached to a running console.

## Security

**Warning:** Since the ZMQ code currently has no encryption, listening on an external-facing IP is dangerous. You are giving any computer that can see you on the network the ability to connect to your kernel, and view your traffic. Read the rest of this section before listening on external ports or running an IPython kernel on a shared machine.

By default (for security reasons), the kernel only listens on localhost, so you can only connect multiple frontends to the kernel from your local machine. You can specify to listen on an external interface by specifying the `ip` argument:

```
$> ipython qtconsole --ip=192.168.1.123
```

If you specify the `ip` as `0.0.0.0` or `*`, that means all interfaces, so any computer that can see yours on the network can connect to the kernel.

Messages are not encrypted, so users with access to the ports your kernel is using will be able to see any output of the kernel. They will **NOT** be able to issue shell commands as you due to message signatures, which are enabled by default as of IPython 0.12.

**Warning:** If you disable message signatures, then any user with access to the ports your kernel is listening on can issue arbitrary code as you. **DO NOT** disable message signatures unless you have a lot of trust in your environment.

The one security feature IPython does provide is protection from unauthorized execution. IPython's messaging system will sign messages with HMAC digests using a shared-key. The key is never sent over the network, it is only used to generate a unique hash for each message, based on its content. When IPython receives a message, it will check that the digest matches, and discard the message. You can use any file that only you have access to to generate this key, but the default is just to generate a new UUID. You can generate a random private key with:

```
# generate 1024b of random data, and store in a file only you can read:
# (assumes IPYTHONDIR is defined, otherwise use your IPython directory)
$> python -c "import os; print os.urandom(128).encode('base64')" > $IPYTHONDIR/sessionkey
$> chmod 600 $IPYTHONDIR/sessionkey
```

The *contents* of this file will be stored in the JSON connection file, so that file contains everything you need to connect to and use a kernel.

To use this generated key, simply specify the `Session.keyfile` configurable in `ipython_config.py` or at the command-line, as in:

```
# instruct IPython to sign messages with that key, instead of a new UUID
$> ipython qtconsole --Session.keyfile=$IPYTHONDIR/sessionkey
```

## SSH Tunnels

Sometimes you want to connect to machines across the internet, or just across a LAN that either doesn't permit open ports or you don't trust the other machines on the network. To do this, you can use SSH tunnels. SSH tunnels are a way to securely forward ports on your local machine to ports on another machine, to which you have SSH access.

In simple cases, IPython's tools can forward ports over ssh by simply adding the `--ssh=remote` argument to the usual `--existing...` set of flags for connecting to a running kernel, after copying the JSON connection file (or its contents) to the second computer.

**Warning:** Using SSH tunnels does *not* increase localhost security. In fact, when tunneling from one machine to another *both* machines have open ports on localhost available for connections to the kernel.

There are two primary models for using SSH tunnels with IPython. The first is to have the Kernel listen only on localhost, and connect to it from another machine on the same LAN.

First, let's start a kernel on machine **worker**, listening only on loopback:

```
user@worker $> ipython kernel
[IPKernelApp] To connect another client to this kernel, use:
[IPKernelApp] --existing kernel-12345.json
```

In this case, the IP that you would connect to would still be 127.0.0.1, but you want to specify the additional `--ssh` argument with the hostname of the kernel (in this example, it's 'worker'):

```
user@client $> ipython qtconsole --ssh=worker --existing /path/to/kernel-12345.json
```

Which will write a new connection file with the forwarded ports, so you can reuse them:

```
[IPythonQtConsoleApp] To connect another client via this tunnel, use:
[IPythonQtConsoleApp] --existing kernel-12345-ssh.json
```

Note again that this opens ports on the *client* machine that point to your kernel.

---

**Note:** the `ssh` argument is simply passed to `openssh`, so it can be fully specified `user@host:port` but it will also respect your aliases, etc. in `.ssh/config` if you have any.

---

The second pattern is for connecting to a machine behind a firewall across the internet (or otherwise wide network). This time, we have a machine **login** that you have `ssh` access to, which can see **kernel**, but **client** is on another network. The important difference now is that **client** can see **login**, but *not* **worker**. So we need to forward ports from client to worker *via* login. This means that the kernel must be started listening on external interfaces, so that its ports are visible to login:

```
user@worker $> ipython kernel --ip=0.0.0.0
[IPKernelApp] To connect another client to this kernel, use:
[IPKernelApp] --existing kernel-12345.json
```

Which we can connect to from the client with:

```
user@client $> ipython qtconsole --ssh=login --ip=192.168.1.123 --existing /path/to/kernel-12345-ssh.json
```

---

**Note:** The IP here is the address of worker as seen from *login*, and need only be specified if the kernel used the ambiguous 0.0.0.0 (all interfaces) address. If it had used 192.168.1.123 to start with, it would not be needed.

---

### Manual SSH tunnels

It's possible that IPython's `ssh` helper functions won't work for you, for various reasons. You can still connect to remote machines, as long as you set up the tunnels yourself. The basic format of forwarding a local port to a remote one is:

```
[client] $> ssh <server> <localport>:<remoteip>:<remoteport> -f -N
```

This will forward local connections to **localport** on client to **remoteip:remoteport** *via* **server**. Note that `remoteip` is interpreted relative to *server*, not the client. So if you have direct `ssh` access to the machine

to which you want to forward connections, then the server *is* the remote machine, and remoteip should be server’s IP as seen from the server itself, i.e. 127.0.0.1. Thus, to forward local port 12345 to remote port 54321 on a machine you can see, do:

```
[client] $> ssh machine 12345:127.0.0.1:54321 -f -N
```

But if your target is actually on a LAN at 192.168.1.123, behind another machine called **login**, then you would do:

```
[client] $> ssh login 12345:192.168.1.16:54321 -f -N
```

The `-f -N` on the end are flags that tell ssh to run in the background, and don’t actually run any commands beyond creating the tunnel.

#### See also:

A short discussion of ssh tunnels: <http://www.revsys.com/writings/quicktips/ssh-tunnel.html>

## Stopping Kernels and Consoles

Since there can be many consoles per kernel, the shutdown mechanism and dialog are probably more complicated than you are used to. Since you don’t always want to shutdown a kernel when you close a window, you are given the option to just close the console window or also close the Kernel and *all other windows*. Note that this only refers to all other *local* windows, as remote Consoles are not allowed to shutdown the kernel, and shutdowns do not close Remote consoles (to allow for saving, etc.).

Rules:

- Restarting the kernel automatically clears all *local* Consoles, and prompts remote Consoles about the reset.
- Shutdown closes all *local* Consoles, and notifies remotes that the Kernel has been shutdown.
- Remote Consoles may not restart or shutdown the kernel.

### 4.6.7 Qt and the QtConsole

An important part of working with the QtConsole when you are writing your own Qt code is to remember that user code (in the kernel) is *not* in the same process as the frontend. This means that there is not necessarily any Qt code running in the kernel, and under most normal circumstances there isn’t. If, however, you specify `--matplotlib qt` at the command-line, then there *will* be a `QCoreApplication` instance running in the kernel process along with user-code. To get a reference to this application, do:

```
from PyQt4 import QtCore
app = QtCore.QCoreApplication.instance()
# app will be None if there is no such instance
```

A common problem listed in the PyQt4 [Gotchas](#) is the fact that Python’s garbage collection will destroy Qt objects (Windows, etc.) once there is no longer a Python reference to them, so you have to hold on to them. For instance, in:

```
def make_window():
    win = QtGui.QMainWindow()

def make_and_return_window():
    win = QtGui.QMainWindow()
    return win
```

`make_window()` will never draw a window, because garbage collection will destroy it before it is drawn, whereas `make_and_return_window()` lets the caller decide when the window object should be destroyed. If, as a developer, you know that you always want your objects to last as long as the process, you can attach them to the `QApplication` instance itself:

```
# do this just once:
app = QtCore.QCoreApplication.instance()
app.references = set()
# then when you create Windows, add them to the set
def make_window():
    win = QtGui.QMainWindow()
    app.references.add(win)
```

Now the `QApplication` itself holds a reference to `win`, so it will never be garbage collected until the application itself is destroyed.

## Embedding the QtConsole in a Qt application

In order to make the `QtConsole` available to an external Qt GUI application (just as `IPython.embed()` enables one to embed a terminal session of IPython in a command-line application), there are a few options:

- First start IPython, and then start the external Qt application from IPython, as described above. Effectively, this embeds your application in IPython rather than the other way round.
- Use `IPython.qt.console.rich_ipython_widget.RichIPythonWidget` in your Qt application. This will embed the console widget in your GUI and start the kernel in a separate process, so code typed into the console cannot access objects in your application.
- Start a standard IPython kernel in the process of the external Qt application. See `examples/Embedding/ipkernel_qtapp.py` for an example. Due to IPython's two-process model, the `QtConsole` itself will live in another process with its own `QApplication`, and thus cannot be embedded in the main GUI.
- Start a special IPython kernel, the `IPython.kernel.inprocess.ipkernel.InProcessKernel`, that allows a `QtConsole` in the same process. See `examples/Embedding/inprocess_qtconsole.py` for an example. While the `QtConsole` can now be embedded in the main GUI, one cannot connect to the kernel from other consoles as there are no real ZMQ sockets anymore.

### 4.6.8 Regressions

There are some features, where the qt console lags behind the Terminal frontend:

- `!cmd` input: Due to our use of `pexpect`, we cannot pass input to subprocesses launched using the `‘!’` escape, so you should never call a command that requires interactive input. For such cases, use

the terminal IPython. This will not be fixed, as abandoning pexpect would significantly degrade the console experience.

**See also:**

[The IPython notebook](#)





---

## The IPython notebook

---

### 5.1 The IPython Notebook

#### 5.1.1 Introduction

The notebook extends the console-based approach to interactive computing in a qualitatively new direction, providing a web-based application suitable for capturing the whole computation process: developing, documenting, and executing code, as well as communicating the results. The IPython notebook combines two components:

**A web application:** a browser-based tool for interactive authoring of documents which combine explanatory text, mathematics, computations and their rich media output.

**Notebook documents:** a representation of all content visible in the web application, including inputs and outputs of the computations, explanatory text, mathematics, images, and rich media representations of objects.

**See also:**

See the [installation documentation](#) for directions on how to install the notebook and its dependencies.

#### Main features of the web application

- In-browser editing for code, with automatic syntax highlighting, indentation, and tab completion/introspection.
- The ability to execute code from the browser, with the results of computations attached to the code which generated them.
- Displaying the result of computation using rich media representations, such as HTML, LaTeX, PNG, SVG, etc. For example, publication-quality figures rendered by the [matplotlib](#) library, can be included inline.
- In-browser editing for rich text using the [Markdown](#) markup language, which can provide commentary for the code, is not limited to plain text.
- The ability to easily include mathematical notation within markdown cells using LaTeX, and rendered natively by [MathJax](#).

### Notebook documents

Notebook documents contains the inputs and outputs of an interactive session as well as additional text that accompanies the code but is not meant for execution. In this way, notebook files can serve as a complete computational record of a session, interleaving executable code with explanatory text, mathematics, and rich representations of resulting objects. These documents are internally **JSON** files and are saved with the `.ipynb` extension. Since JSON is a plain text format, they can be version-controlled and shared with colleagues.

Notebooks may be exported to a range of static formats, including HTML (for example, for blog posts), reStructuredText, LaTeX, PDF, and slide shows, via the new `nbconvert` command.

Furthermore, any `.ipynb` notebook document available from a public URL can be shared via the IPython Notebook Viewer ([nbviewer](#)). This service loads the notebook document from the URL and renders it as a static web page. The results may thus be shared with a colleague, or as a public blog post, without other users needing to install IPython themselves. In effect, `nbviewer` is simply `nbconvert` as a web service, so you can do your own static conversions with `nbconvert`, without relying on `nbviewer`.

#### See also:

*[Details on the notebook JSON file format](#)*

### 5.1.2 Starting the notebook server

You can start running a notebook server from the command line using the following command:

```
ipython notebook
```

This will print some information about the notebook server in your console, and open a web browser to the URL of the web application (by default, `http://127.0.0.1:8888`).

The landing page of the IPython notebook web application, the **dashboard**, shows the notebooks currently available in the notebook directory (by default, the directory from which the notebook server was started).

You can create new notebooks from the dashboard with the `New Notebook` button, or open existing ones by clicking on their name. You can also drag and drop `.ipynb` notebooks and standard `.py` Python source code files into the notebook list area.

When starting a notebook server from the command line, you can also open a particular notebook directly, bypassing the dashboard, with `ipython notebook my_notebook.ipynb`. The `.ipynb` extension is assumed if no extension is given.

When you are inside an open notebook, the `File | Open...` menu option will open the dashboard in a new browser tab, to allow you to open another notebook from the notebook directory or to create a new notebook.

---

**Note:** You can start more than one notebook server at the same time, if you want to work on notebooks in different directories. By default the first notebook server starts on port 8888, and later notebook servers search for ports near that one. You can also manually specify the port with the `--port` option.

---

## Creating a new notebook document

A new notebook may be created at any time, either from the dashboard, or using the `File | New` menu option from within an active notebook. The new notebook is created within the same directory and will open in a new browser tab. It will also be reflected as a new entry in the notebook list on the dashboard.

## Opening notebooks

An open notebook has **exactly one** interactive session connected to an *IPython kernel*, which will execute code sent by the user and communicate back results. This kernel remains active if the web browser window is closed, and reopening the same notebook from the dashboard will reconnect the web application to the same kernel. In the dashboard, notebooks with an active kernel have a `Shutdown` button next to them, whereas notebooks without an active kernel have a `Delete` button in its place.

Other clients may connect to the same underlying IPython kernel. The notebook server always prints to the terminal the full details of how to connect to each kernel, with messages such as the following:

```
[NotebookApp] Kernel started: 87f7d2c0-13e3-43df-8bb8-1bd37aaf3373
```

This long string is the kernel’s ID which is sufficient for getting the information necessary to connect to the kernel. You can also request this connection data by running the `%connect_info magic`. This will print the same ID information as well as the content of the JSON data structure it contains.

You can then, for example, manually start a Qt console connected to the *same* kernel from the command line, by passing a portion of the ID:

```
$ ipython qtconsole --existing 87f7d2c0
```

Without an ID, `--existing` will connect to the most recently started kernel. This can also be done by running the `%qtconsole magic` in the notebook.

**See also:**

*Decoupled two-process model*

### 5.1.3 Notebook user interface

When you create a new notebook document, you will be presented with the **notebook name**, a **menu bar**, a **toolbar** and an empty **code cell**.

**notebook name:** The name of the notebook document is displayed at the top of the page, next to the `IP[y]:` Notebook logo. This name reflects the name of the `.ipynb` notebook document file. Clicking on the notebook name brings up a dialog which allows you to rename it. Thus, renaming a notebook from “Untitled0” to “My first notebook” in the browser, renames the `Untitled0.ipynb` file to `My first notebook.ipynb`.

**menu bar:** The menu bar presents different options that may be used to manipulate the way the notebook functions.

**toolbar:** The tool bar gives a quick way of performing the most-used operations within the notebook, by clicking on an icon.

**code cell**: the default type of cell, read on for an explanation of cells

### 5.1.4 Structure of a notebook document

The notebook consists of a sequence of cells. A cell is a multi-line text input field, and its contents can be executed by using `Shift-Enter`, or by clicking either the “Play” button the toolbar, or `Cell | Run` in the menu bar. The execution behavior of a cell is determined the cell’s type. There are four types of cells: **code cells**, **markdown cells**, **raw cells** and **heading cells**. Every cell starts off being a **code cell**, but its type can be changed by using a dropdown on the toolbar (which will be “Code”, initially), or via *keyboard shortcuts*.

For more information on the different things you can do in a notebook, see the [collection of examples](#).

#### Code cells

A *code cell* allows you to edit and write new code, with full syntax highlighting and tab completion. By default, the language associated to a code cell is Python, but other languages, such as `Julia` and `R`, can be handled using *cell magic commands*.

When a code cell is executed, code that it contains is sent to the kernel associated with the notebook. The results that are returned from this computation are then displayed in the notebook as the cell’s *output*. The output is not limited to text, with many other possible forms of output are also possible, including `matplotlib` figures and HTML tables (as used, for example, in the `pandas` data analysis package). This is known as IPython’s *rich display* capability.

**See also:**

[Basic Output example notebook](#)

[Rich Display System example notebook](#)

#### Markdown cells

You can document the computational process in a literate way, alternating descriptive text with code, using *rich text*. In IPython this is accomplished by marking up text with the Markdown language. The corresponding cells are called *Markdown cells*. The Markdown language provides a simple way to perform this text markup, that is, to specify which parts of the text should be emphasized (italics), bold, form lists, etc.

When a Markdown cell is executed, the Markdown code is converted into the corresponding formatted rich text. Markdown allows arbitrary HTML code for formatting.

Within Markdown cells, you can also include *mathematics* in a straightforward way, using standard LaTeX notation: `$...$` for inline mathematics and `$$...$$` for displayed mathematics. When the Markdown cell is executed, the LaTeX portions are automatically rendered in the HTML output as equations with high quality typography. This is made possible by [MathJax](#), which supports a large subset of LaTeX functionality

Standard mathematics environments defined by LaTeX and AMS-LaTeX (the `amsmath` package) also work, such as `\begin{equation}...\end{equation}`, and

`\begin{align}...\end{align}`. New LaTeX macros may be defined using standard methods, such as `\newcommand`, by placing them anywhere *between math delimiters* in a Markdown cell. These definitions are then available throughout the rest of the IPython session.

**See also:**

[Markdown Cells](#) example notebook

## Raw cells

*Raw* cells provide a place in which you can write *output* directly. Raw cells are not evaluated by the notebook. When passed through *nbconvert*, raw cells arrive in the destination format unmodified. For example, this allows you to type full LaTeX into a raw cell, which will only be rendered by LaTeX after conversion by nbconvert.

## Heading cells

You can provide a conceptual structure for your computational document as a whole using different levels of headings; there are 6 levels available, from level 1 (top level) down to level 6 (paragraph). These can be used later for constructing tables of contents, etc. As with Markdown cells, a heading cell is replaced by a rich text rendering of the heading when the cell is executed.

### 5.1.5 Basic workflow

The normal workflow in a notebook is, then, quite similar to a standard IPython session, with the difference that you can edit cells in-place multiple times until you obtain the desired results, rather than having to rerun separate scripts with the `%run` magic command.

Typically, you will work on a computational problem in pieces, organizing related ideas into cells and moving forward once previous parts work correctly. This is much more convenient for interactive exploration than breaking up a computation into scripts that must be executed together, as was previously necessary, especially if parts of them take a long time to run.

At certain moments, it may be necessary to interrupt a calculation which is taking too long to complete. This may be done with the `Kernel | Interrupt` menu option, or the `Ctrl-m i` keyboard shortcut. Similarly, it may be necessary or desirable to restart the whole computational process, with the `Kernel | Restart` menu option or `Ctrl-m .` shortcut.

A notebook may be downloaded in either a `.ipynb` or `.py` file from the menu option `File | Download as`. Choosing the `.py` option downloads a Python `.py` script, in which all rich output has been removed and the content of markdown cells have been inserted as comments.

**See also:**

[Running Code in the IPython Notebook](#) example notebook

[Basic Output](#) example notebook

*a warning about doing “roundtrip” conversions.*

## Keyboard shortcuts

All actions in the notebook can be performed with the mouse, but keyboard shortcuts are also available for the most common ones. The essential shortcuts to remember are the following:

- **Shift-Enter: run cell** Execute the current cell, show output (if any), and jump to the next cell below. If Shift-Enter is invoked on the last cell, a new code cell will also be created. Note that in the notebook, typing Enter on its own *never* forces execution, but rather just inserts a new line in the current cell. Shift-Enter is equivalent to clicking the Cell | Run menu item.
- **Ctrl-Enter: run cell in-place** Execute the current cell as if it were in “terminal mode”, where any output is shown, but the cursor *remains* in the current cell. The cell’s entire contents are selected after execution, so you can just start typing and only the new input will be in the cell. This is convenient for doing quick experiments in place, or for querying things like filesystem content, without needing to create additional cells that you may not want to be saved in the notebook.
- **Alt-Enter: run cell, insert below** Executes the current cell, shows the output, and inserts a *new* cell between the current cell and the cell below (if one exists). This is thus a shortcut for the sequence Shift-Enter, Ctrl-m a. (Ctrl-m a adds a new cell above the current one.)
- **Esc and Enter: Command mode and edit mode** In command mode, you can easily navigate around the notebook using keyboard shortcuts. In edit mode, you can edit text in cells.

For the full list of available shortcuts, click *Help, Keyboard Shortcuts* in the notebook menus.

### 5.1.6 Plotting

One major feature of the notebook is the ability to display plots that are the output of running code cells. IPython is designed to work seamlessly with the [matplotlib](#) plotting library to provide this functionality.

To set this up, before any plotting is performed you must execute the `%matplotlib` *magic command*. This performs the necessary behind-the-scenes setup for IPython to work correctly hand in hand with `matplotlib`; it does *not*, however, actually execute any Python `import` commands, that is, no names are added to the namespace.

If the `%matplotlib` magic is called without an argument, the output of a plotting command is displayed using the default `matplotlib` backend in a separate window. Alternatively, the backend can be explicitly requested using, for example:

```
%matplotlib gtk
```

A particularly interesting backend, provided by IPython, is the `inline` backend. This is available only for the IPython Notebook and the *IPython QtConsole*. It can be invoked as follows:

```
%matplotlib inline
```

With this backend, the output of plotting commands is displayed *inline* within the notebook, directly below the code cell that produced it. The resulting plots will then also be stored in the notebook document.

**See also:**

[Plotting with Matplotlib example notebook](#)

### 5.1.7 Configuring the IPython Notebook

The notebook server can be run with a variety of command line arguments. To see a list of available options enter:

```
$ ipython notebook --help
```

Defaults for these options can also be set by creating a file named `ipython_notebook_config.py` in your IPython *profile folder*. The profile folder is a subfolder of your IPython directory; to find out where it is located, run:

```
$ ipython locate
```

To create a new set of default configuration files, with lots of information on available options, use:

```
$ ipython profile create
```

**See also:**

*Overview of the IPython configuration system*, in particular *Profiles*.

*Securing a notebook server*

*Running a public notebook server*

### 5.1.8 Installing new kernels

Running the notebook makes the current python installation available as a kernel. Other python installations (different python versions, virtualenv or conda environments) can be installed as kernels by following these steps:

- make sure that the desired python installation is active (e.g. activate the environment) and ipython is installed
- run `once ipython kernelspec install-self --user` (or `ipython2 ...` or `ipython3 ...` if you want to install specific python versions)

The last command installs a kernel spec file for the current python installation in `~/.ipython/kernels/`. Kernel spec files are JSON files, which can be viewed and changed with a normal text editor.

Kernels for other languages can be found in the [IPython wiki](#). They usually come with instruction what to run to make the kernel available in the notebook.

### 5.1.9 Signing Notebooks

To prevent untrusted code from executing on users' behalf when notebooks open, we have added a signature to the notebook, stored in metadata. The notebook server verifies this signature when a notebook is opened. If the signature stored in the notebook metadata does not match, javascript and HTML output will not be displayed on load, and must be regenerated by re-executing the cells.

Any notebook that you have executed yourself *in its entirety* will be considered trusted, and its HTML and javascript output will be displayed on load.

If you need to see HTML or Javascript output without re-executing, you can explicitly trust notebooks, such as those shared with you, or those that you have written yourself prior to IPython 2.0, at the command-line with:

```
$ ipython trust mynotebook.ipynb [other notebooks.ipynb]
```

This just generates a new signature stored in each notebook.

You can generate a new notebook signing key with:

```
$ ipython trust --reset
```

### 5.1.10 Importing .py files

.py files will be imported as a notebook with the same basename, but an .ipynb extension, located in the notebook directory. The notebook created will have just one cell, which will contain all the code in the .py file. You can later manually partition this into individual cells using the `Edit | Split Cell` menu option, or the `Ctrl-m` – keyboard shortcut.

Note that .py scripts obtained from a notebook document using [nbconvert](#) maintain the structure of the notebook in comments. Reimporting such a script back into a notebook will preserve this structure.

**Warning:** While in simple cases you can “roundtrip” a notebook to Python, edit the Python file, and then import it back without loss of main content, this is in general *not guaranteed to work*. First, there is extra metadata saved in the notebook that may not be saved to the .py format. And as the notebook format evolves in complexity, there will be attributes of the notebook that will not survive a roundtrip through the Python form. You should think of the Python format as a way to output a script version of a notebook and the import capabilities as a way to load existing code to get a notebook started. But the Python version is *not* an alternate notebook format.

See also:

*The Jupyter Notebook Format*

## 5.2 The Jupyter Notebook Format

### 5.2.1 Introduction

Jupyter (né IPython) notebook files are simple JSON documents, containing text, source code, rich media output, and metadata. each segment of the document is stored in a cell.

Some general points about the notebook format:

---

**Note:** All metadata fields are optional. While the type and values of some metadata are defined, no metadata values are required to be defined.

---



## 5.2.2 Top-level structure

At the highest level, a Jupyter notebook is a dictionary with a few keys:

- metadata (dict)
- nbformat (int)
- nbformat\_minor (int)
- cells (list)

```
{
  "metadata" : {
    "signature": "hex-digest", # used for authenticating unsafe outputs on load
    "kernel_info": {
      # if kernel_info is defined, its name field is required.
      "name" : "the name of the kernel"
    },
    "language_info": {
      # if language_info is defined, its name field is required.
      "name" : "the programming language of the kernel",
      "version": "the version of the language",
      "codemirror_mode": "The name of the codemirror mode to use [optional]"
    }
  },
  "nbformat": 4,
  "nbformat_minor": 0,
  "cells" : [
    # list of cell dictionaries, see below
  ],
}
```

Some fields, such as code input and text output, are characteristically multi-line strings. When these fields are written to disk, they **may** be written as a list of strings, which should be joined with ' ' when reading back into memory. In programmatic APIs for working with notebooks (Python, Javascript), these are always re-joined into the original multi-line string. If you intend to work with notebook files directly, you must allow multi-line string fields to be either a string or list of strings.

## 5.2.3 Cell Types

There are a few basic cell types for encapsulating code and text. All cells have the following basic structure:

```
{
  "cell_type" : "name",
  "metadata" : {},
  "source" : "single string or [list, of, strings]",
}
```

## Markdown cells

Markdown cells are used for body-text, and contain markdown, as defined in [GitHub-flavored markdown](#), and implemented in [marked](#).

```
{
  "cell_type" : "markdown",
  "metadata" : {},
  "source" : ["some *markdown*"],
}
```

Changed in version nbformat: 4.0

Heading cells have been removed, in favor of simple headings in markdown.

## Code cells

Code cells are the primary content of Jupyter notebooks. They contain source code in the language of the document's associated kernel, and a list of outputs associated with executing that code. They also have an `execution_count`, which must be an integer or `null`.

```
{
  "cell_type" : "code",
  "execution_count": 1, # integer or null
  "metadata" : {
    "collapsed" : True, # whether the output of the cell is collapsed
    "autoscroll": False, # any of true, false or "auto"
  },
  "source" : ["some code"],
  "outputs": [{
    # list of output dicts (described below)
    "output_type": "stream",
    ...
  }],
}
```

Changed in version nbformat: 4.0

`input` was renamed to `source`, for consistency among cell types.

Changed in version nbformat: 4.0

`prompt_number` renamed to `execution_count`

## Code cell outputs

A code cell can have a variety of outputs (stream data or rich mime-type output). These correspond to *messages* produced as a result of executing the cell.

All outputs have an `output_type` field, which is a string defining what type of output it is.

### stream output

```
{
  "output_type" : "stream",
  "name" : "stdout", # or stderr
  "text" : ["multiline stream text"],
}
```

Changed in version nbformat: 4.0

The keys `stream` key was changed to `name` to match the stream message.

### display\_data

Rich display outputs, as created by `display_data` messages, contain data keyed by mime-type. This is often called a mime-bundle, and shows up in various locations in the notebook format and message spec. The metadata of these messages may be keyed by mime-type as well.

```
{
  "output_type" : "display_data",
  "data" : {
    "text/plain" : ["multiline text data"],
    "image/png" : ["base64-encoded-png-data"],
    "application/json" : {
      # JSON data is included as-is
      "json" : "data",
    },
  },
  "metadata" : {
    "image/png" : {
      "width" : 640,
      "height" : 480,
    },
  },
}
```

Changed in version nbformat: 4.0

`application/json` output is no longer double-serialized into a string.

Changed in version nbformat: 4.0

mime-types are used for keys, instead of a combination of short names (`text`) and mime-types, and are stored in a `data` key, rather than the top-level. i.e. `output.data['image/png']` instead of `output.png`.

### execute\_result

Results of executing a cell (as created by `displayhook` in Python) are stored in `execute_result` outputs. `execute_result` outputs are identical to `display_data`, adding only a `execution_count` field, which must be an integer.

```
{
  "output_type" : "execute_result",
  "execution_count": 42,
  "data" : {
    "text/plain" : ["multiline text data"],
    "image/png": ["base64-encoded-png-data"],
    "application/json": {
      # JSON data is included as-is
      "json": "data",
    },
  },
  "metadata" : {
    "image/png": {
      "width": 640,
      "height": 480,
    },
  },
}
```

Changed in version nbformat: 4.0

`pyout` renamed to `execute_result`

Changed in version nbformat: 4.0

`prompt_number` renamed to `execution_count`

## error

Failed execution may show a traceback

```
{
  'ename' : str,    # Exception name, as a string
  'evalue' : str,   # Exception value, as a string

  # The traceback will contain a list of frames,
  # represented each as a string.
  'traceback' : list,
}
```

Changed in version nbformat: 4.0

`pyerr` renamed to `error`

## Raw NBConvert cells

A raw cell is defined as content that should be included *unmodified* in *nbconvert* output. For example, this cell could include raw LaTeX for nbconvert to pdf via latex, or restructured text for use in Sphinx documentation.

The notebook authoring environment does not render raw cells.

The only logic in a raw cell is the `format` metadata field. If defined, it specifies which nbconvert output format is the intended target for the raw cell. When outputting to any other format, the raw cell's contents will be excluded. In the default case when this value is undefined, a raw cell's contents will be included in any nbconvert output, regardless of format.

```
{
  "cell_type" : "raw",
  "metadata" : {
    # the mime-type of the target nbconvert format.
    # nbconvert to formats other than this will exclude this cell.
    "format" : "mime/type"
  },
  "source" : ["some nbformat mime-type data"]
}
```

## 5.2.4 Backward-compatible changes

The notebook format is an evolving format. When backward-compatible changes are made, the notebook format minor version is incremented. When backward-incompatible changes are made, the major version is incremented.

As of nbformat 4.x, backward-compatible changes include:

- new fields in any dictionary (notebook, cell, output, metadata, etc.)
- new cell types
- new output types

New cell or output types will not be rendered in versions that do not recognize them, but they will be preserved.

## 5.2.5 Metadata

Metadata is a place that you can put arbitrary JSONable information about your notebook, cell, or output. Because it is a shared namespace, any custom metadata should use a sufficiently unique namespace, such as `metadata.kaylees_md.foo = "bar"`.

Metadata fields officially defined for Jupyter notebooks are listed here:

### Notebook metadata

The following metadata keys are defined at the notebook level:

Key	Value	Interpretation
<code>kernelspec</code>	dict	A <i>kernel specification</i>
<code>signature</code>	str	A hashed <i>signature</i> of the notebook

## Cell metadata

The following metadata keys are defined at the cell level:

Key	Value	Interpretation
collapsed	bool	Whether the cell's output container should be collapsed
autoscroll	bool or 'auto'	Whether the cell's output is scrolled, unscrolled, or autoscrolled
deletable	bool	If False, prevent deletion of the cell
format	'mime/type'	The mime-type of a <i>Raw NBConvert Cell</i>
name	str	A name for the cell. Should be unique
tags	list of str	A list of string tags on the cell. Commas are not allowed in a tag

## Output metadata

The following metadata keys are defined for code cell outputs:

Key	Value	Interpretation
isolated	bool	Whether the output should be isolated into an IFrame

## 5.3 Converting notebooks to other formats

Newly added in the 1.0 release of IPython is the `nbconvert` tool, which allows you to convert an `.ipynb` notebook document file into various static formats.

Currently, `nbconvert` is provided as a command line tool, run as a script using IPython. A direct export capability from within the IPython Notebook web app is planned.

The command-line syntax to run the `nbconvert` script is:

```
$ ipython nbconvert --to FORMAT notebook.ipynb
```

This will convert the IPython document file `notebook.ipynb` into the output format given by the `FORMAT` string.

The default output format is `html`, for which the `--to` argument may be omitted:

```
$ ipython nbconvert notebook.ipynb
```

IPython provides a few templates for some output formats, and these can be specified via an additional `--template` argument.

The currently supported export formats are:

- `--to html`
  - `--template full` (default)  
A full static HTML render of the notebook. This looks very similar to the interactive view.
  - `--template basic`  
Simplified HTML, useful for embedding in webpages, blogs, etc. This excludes HTML headers.

- `--to latex`

Latex export. This generates `NOTEBOOK_NAME.tex` file, ready for export.

- `--template article` (default)

Latex article, derived from Sphinx’s howto template.

- `--template report`

Latex report, providing a table of contents and chapters.

- `--template basic`

Very basic latex output - mainly meant as a starting point for custom templates.

- `--to pdf`

Generates a PDF via latex. Supports the same templates as `--to latex`.

- `--to slides`

This generates a Reveal.js HTML slideshow. It must be served by an HTTP server. The easiest way to do this is adding `--post serve` on the command-line. The `serve` post-processor proxies Reveal.js requests to a CDN if no local Reveal.js library is present. To make slides that don’t require an internet connection, just place the Reveal.js library in the same directory where `your_talk.slides.html` is located, or point to another directory using the `--reveal-prefix` alias.

- `--to markdown`

Simple markdown output. Markdown cells are unaffected, and code cells indented 4 spaces.

- `--to rst`

Basic reStructuredText output. Useful as a starting point for embedding notebooks in Sphinx docs.

- `--to script`

Convert a notebook to an executable script. This is the simplest way to get a Python (or other language, depending on the kernel) script out of a notebook. If there were any magics in an IPython notebook, this may only be executable from an IPython session.

- `--to notebook`

New in version 3.0.

This doesn’t convert a notebook to a different format *per se*, instead it allows the running of nbconvert preprocessors on a notebook, and/or conversion to other notebook formats. For example:

```
ipython nbconvert --to notebook --execute mynotebook.ipynb
```

will open the notebook, execute it, capture new output, and save the result in `mynotebook.nbconvert.ipynb`.

```
ipython nbconvert --to notebook --nbformat 3 mynotebook
```

will create a copy of `mynotebook.ipynb` in `mynotebook.v3.ipynb` in version 3 of the *notebook format*.

If you want to convert a notebook in-place, you can specify the output file to be the same as the input file:

```
ipython nbconvert --to notebook mynb --output mynb
```

Be careful with that, since it will replace the input file.

---

**Note:** `nbconvert` uses [pandoc](#) to convert between various markup languages, so `pandoc` is a dependency when converting to `latex` or `reStructuredText`.

---

The output file created by `nbconvert` will have the same base name as the notebook and will be placed in the current working directory. Any supporting files (graphics, etc) will be placed in a new directory with the same base name as the notebook, suffixed with `_files`:

```
$ ipython nbconvert notebook.ipynb
$ ls
notebook.ipynb  notebook.html  notebook_files/
```

For simple single-file output, such as `html`, `markdown`, etc., the output may be sent to standard output with:

```
$ ipython nbconvert --to markdown notebook.ipynb --stdout
```

Multiple notebooks can be specified from the command line:

```
$ ipython nbconvert notebook*.ipynb
$ ipython nbconvert notebook1.ipynb notebook2.ipynb
```

or via a list in a configuration file, say `mycfg.py`, containing the text:

```
c = get_config()
c.NbConvertApp.notebooks = ["notebook1.ipynb", "notebook2.ipynb"]
```

and using the command:

```
$ ipython nbconvert --config mycfg.py
```

### 5.3.1 LaTeX citations

`nbconvert` now has support for LaTeX citations. With this capability you can:

- Manage citations using BibTeX.
- Cite those citations in Markdown cells using HTML data attributes.
- Have `nbconvert` generate proper LaTeX citations and run BibTeX.

For an example of how this works, please see the citations example in the [nbconvert-examples](#) repository.



## 5.4 Running a notebook server

The *IPython notebook* web-application is based on a server-client structure. This server uses a *two-process kernel architecture* based on *ZeroMQ*, as well as *Tornado* for serving HTTP requests. By default, a notebook server runs on `http://127.0.0.1:8888/` and is accessible only from `localhost`. This document describes how you can *secure a notebook server* and how to *run it on a public interface*.

### 5.4.1 Securing a notebook server

You can protect your notebook server with a simple single password by setting the `NotebookApp.password` configurable. You can prepare a hashed password using the function `IPython.lib.security.passwd()`:

```
In [1]: from IPython.lib import passwd
In [2]: passwd()
Enter password:
Verify password:
Out[2]: 'sha1:67c9e60bb8b6:9ffede0825894254b2e042ea597d771089e11aed'
```

**Note:** `passwd()` can also take the password as a string argument. **Do not** pass it as an argument inside an IPython session, as it will be saved in your input history.

You can then add this to your `ipython_notebook_config.py`, e.g.:

```
# Password to use for web authentication
c = get_config()
c.NotebookApp.password =
u'sha1:67c9e60bb8b6:9ffede0825894254b2e042ea597d771089e11aed'
```

When using a password, it is a good idea to also use SSL, so that your password is not sent unencrypted by your browser. You can start the notebook to communicate via a secure protocol mode using a self-signed certificate with the command:

```
$ ipython notebook --certfile=mycert.pem
```

**Note:** A self-signed certificate can be generated with `openssl`. For example, the following command will create a certificate valid for 365 days with both the key and certificate data written to the same file:

```
$ openssl req -x509 -nodes -days 365 -newkey rsa:1024 -keyout mycert.pem -out mycert.pem
```

Your browser will warn you of a dangerous certificate because it is self-signed. If you want to have a fully compliant certificate that will not raise warnings, it is possible (but rather involved) to obtain one, as explained in detail in [this tutorial](#).

Keep in mind that when you enable SSL support, you will need to access the notebook server over `https://`, not over plain `http://`. The startup message from the server prints this, but it is easy to overlook and think the server is for some reason non-responsive.

## 5.4.2 Running a public notebook server

If you want to access your notebook server remotely via a web browser, you can do the following.

Start by creating a certificate file and a hashed password, as explained above. Then create a custom profile for the notebook, with the following command line, type:

```
$ ipython profile create nbserver
```

In the profile directory just created, edit the file `ipython_notebook_config.py`. By default, the file has all fields commented; the minimum set you need to uncomment and edit is the following:

```
c = get_config()

# Notebook config
c.NotebookApp.certfile = u'/absolute/path/to/your/certificate/mycert.pem'
c.NotebookApp.ip = '*'
c.NotebookApp.open_browser = False
c.NotebookApp.password = u'sha1:bcd259ccf...[your hashed password here]'
# It is a good idea to put it on a known, fixed port
c.NotebookApp.port = 9999
```

You can then start the notebook and access it later by pointing your browser to `https://your.host.com:9999` with `ipython notebook --profile=nbserver`.

## Firewall Setup

To function correctly, the firewall on the computer running the ipython server must be configured to allow connections from client machines on the `c.NotebookApp.port` port to allow connections to the web interface. The firewall must also allow connections from 127.0.0.1 (localhost) on ports from 49152 to 65535. These ports are used by the server to communicate with the notebook kernels. The kernel communication ports are chosen randomly by ZeroMQ, and may require multiple connections per kernel, so a large range of ports must be accessible.

## 5.4.3 Running with a different URL prefix

The notebook dashboard (the landing page with an overview of the notebooks in your working directory) typically lives at the URL `http://localhost:8888/`. If you prefer that it lives, together with the rest of the notebook, under a sub-directory, e.g. `http://localhost:8888/ipython/`, you can do so with configuration options like the following (see above for instructions about modifying `ipython_notebook_config.py`):

```
c.NotebookApp.base_url = '/ipython/'
c.NotebookApp.webapp_settings = {'static_url_prefix': '/ipython/static/'}
```

## 5.4.4 Using a different notebook store

By default, the notebook server stores the notebook documents that it saves as files in the working directory of the notebook server, also known as the `notebook_dir`. This logic is implemented in the

`FileNotebookManager` class. However, the server can be configured to use a different notebook manager class, which can store the notebooks in a different format.

The `bookstore` package currently allows users to store notebooks on Rackspace CloudFiles or OpenStack Swift based object stores.

Writing a notebook manager is as simple as extending the base class `NotebookManager`. The `simple_notebook_manager` provides a great example of an in memory notebook manager, created solely for the purpose of illustrating the notebook manager API.

### 5.4.5 Known issues

When behind a proxy, especially if your system or browser is set to autodetect the proxy, the notebook web application might fail to connect to the server's websockets, and present you with a warning at startup. In this case, you need to configure your system not to use the proxy for the server's address.

For example, in Firefox, go to the Preferences panel, Advanced section, Network tab, click 'Settings...', and add the address of the notebook server to the 'No proxy for' field.

## 5.5 Security in IPython notebooks

As IPython notebooks become more popular for sharing and collaboration, the potential for malicious people to attempt to exploit the notebook for their nefarious purposes increases. IPython 2.0 introduces a security model to prevent execution of untrusted code without explicit user input.

### 5.5.1 The problem

The whole point of IPython is arbitrary code execution. We have no desire to limit what can be done with a notebook, which would negatively impact its utility.

Unlike other programs, an IPython notebook document includes output. Unlike other documents, that output exists in a context that can execute code (via Javascript).

The security problem we need to solve is that no code should execute just because a user has **opened** a notebook that **they did not write**. Like any other program, once a user decides to execute code in a notebook, it is considered trusted, and should be allowed to do anything.

### 5.5.2 Our security model

- Untrusted HTML is always sanitized
- Untrusted Javascript is never executed
- HTML and Javascript in Markdown cells are never trusted
- **Outputs** generated by the user are trusted
- Any other HTML or Javascript (in Markdown cells, output generated by others) is never trusted

- The central question of trust is “Did the current user do this?”

### 5.5.3 The details of trust

IPython notebooks store a signature in metadata, which is used to answer the question “Did the current user do this?”

This signature is a digest of the notebooks contents plus a secret key, known only to the user. The secret key is a user-only readable file in the IPython profile’s security directory. By default, this is:

```
~/ .ipython/profile_default/security/notebook_secret
```

---

**Note:** The notebook secret being stored in the profile means that loading a notebook in another profile results in it being untrusted, unless you copy or symlink the notebook secret to share it across profiles.

---

When a notebook is opened by a user, the server computes a signature with the user’s key, and compares it with the signature stored in the notebook’s metadata. If the signature matches, HTML and Javascript output in the notebook will be trusted at load, otherwise it will be untrusted.

Any output generated during an interactive session is trusted.

### Updating trust

A notebook’s trust is updated when the notebook is saved. If there are any untrusted outputs still in the notebook, the notebook will not be trusted, and no signature will be stored. If all untrusted outputs have been removed (either via `Clear Output` or re-execution), then the notebook will become trusted.

While trust is updated per output, this is only for the duration of a single session. A notebook file on disk is either trusted or not in its entirety.

### Explicit trust

Sometimes re-executing a notebook to generate trusted output is not an option, either because dependencies are unavailable, or it would take a long time. Users can explicitly trust a notebook in two ways:

- At the command-line, with:

```
ipython trust /path/to/notebook.ipynb
```

- After loading the untrusted notebook, with `File / Trust Notebook`

These two methods simply load the notebook, compute a new signature with the user’s key, and then store the newly signed notebook.

### 5.5.4 Reporting security issues

If you find a security vulnerability in IPython, either a failure of the code to properly implement the model described here, or a failure of the model itself, please report it to [security@ipython.org](mailto:security@ipython.org).

If you prefer to encrypt your security reports, you can use `this` PGP public key.

### 5.5.5 Affected use cases

Some use cases that work in IPython 1.0 will become less convenient in 2.0 as a result of the security changes. We do our best to minimize these annoyance, but security is always at odds with convenience.

#### Javascript and CSS in Markdown cells

While never officially supported, it had become common practice to put hidden Javascript or CSS styling in Markdown cells, so that they would not be visible on the page. Since Markdown cells are now sanitized (by [Google Caja](#)), all Javascript (including click event handlers, etc.) and CSS will be stripped.

We plan to provide a mechanism for notebook themes, but in the meantime styling the notebook can only be done via either `custom.css` or CSS in HTML output. The latter only have an effect if the notebook is trusted, because otherwise the output will be sanitized just like Markdown.

#### Collaboration

When collaborating on a notebook, people probably want to see the outputs produced by their colleagues' most recent executions. Since each collaborator's key will differ, this will result in each share starting in an untrusted state. There are three basic approaches to this:

- re-run notebooks when you get them (not always viable)
- explicitly trust notebooks via `ipython trust` or the notebook menu (annoying, but easy)
- share a notebook secret, and use an IPython profile dedicated to the collaboration while working on the project.

#### Multiple profiles or machines

Since the notebook secret is stored in a profile directory by default, opening a notebook with a different profile or on a different machine will result in a different key, and thus be untrusted. The only current way to address this is by sharing the notebook secret. This can be facilitated by setting the configurable:

```
c.NotebookApp.secret_file = "/path/to/notebook_secret"
```

in each profile, and only sharing the secret once per machine.



---

## Using IPython for parallel computing

---

### 6.1 Overview and getting started

#### 6.1.1 Examples

We have various example scripts and notebooks for using `IPython.parallel` in our `examples/Parallel%20Computing` directory, or they can be viewed [using nbviewer](#). Some of these are covered in more detail in the *examples* section.

#### 6.1.2 Introduction

This section gives an overview of IPython's sophisticated and powerful architecture for parallel and distributed computing. This architecture abstracts out parallelism in a very general way, which enables IPython to support many different styles of parallelism including:

- Single program, multiple data (SPMD) parallelism.
- Multiple program, multiple data (MPMD) parallelism.
- Message passing using MPI.
- Task farming.
- Data parallel.
- Combinations of these approaches.
- Custom user defined approaches.

Most importantly, IPython enables all types of parallel applications to be developed, executed, debugged and monitored *interactively*. Hence, the `IP` in IPython. The following are some example usage cases for IPython:

- Quickly parallelize algorithms that are embarrassingly parallel using a number of simple approaches. Many simple things can be parallelized interactively in one or two lines of code.
- Steer traditional MPI applications on a supercomputer from an IPython session on your laptop.

- Analyze and visualize large datasets (that could be remote and/or distributed) interactively using IPython and tools like matplotlib/TVTK.
- Develop, test and debug new parallel algorithms (that may use MPI) interactively.
- Tie together multiple MPI jobs running on different systems into one giant distributed and parallel system.
- Start a parallel job on your cluster and then have a remote collaborator connect to it and pull back data into their local IPython session for plotting and analysis.
- Run a set of tasks on a set of CPUs using dynamic load balancing.

---

**Tip:** At the SciPy 2011 conference in Austin, Min Ragan-Kelley presented a complete 4-hour tutorial on the use of these features, and all the materials for the tutorial are now [available online](#). That tutorial provides an excellent, hands-on oriented complement to the reference documentation presented here.

---

### 6.1.3 Architecture overview

The IPython architecture consists of four components:

- The IPython engine.
- The IPython hub.
- The IPython schedulers.
- The controller client.

These components live in the `IPython.parallel` package and are installed with IPython. They do, however, have additional dependencies that must be installed. For more information, see our [installation documentation](#).

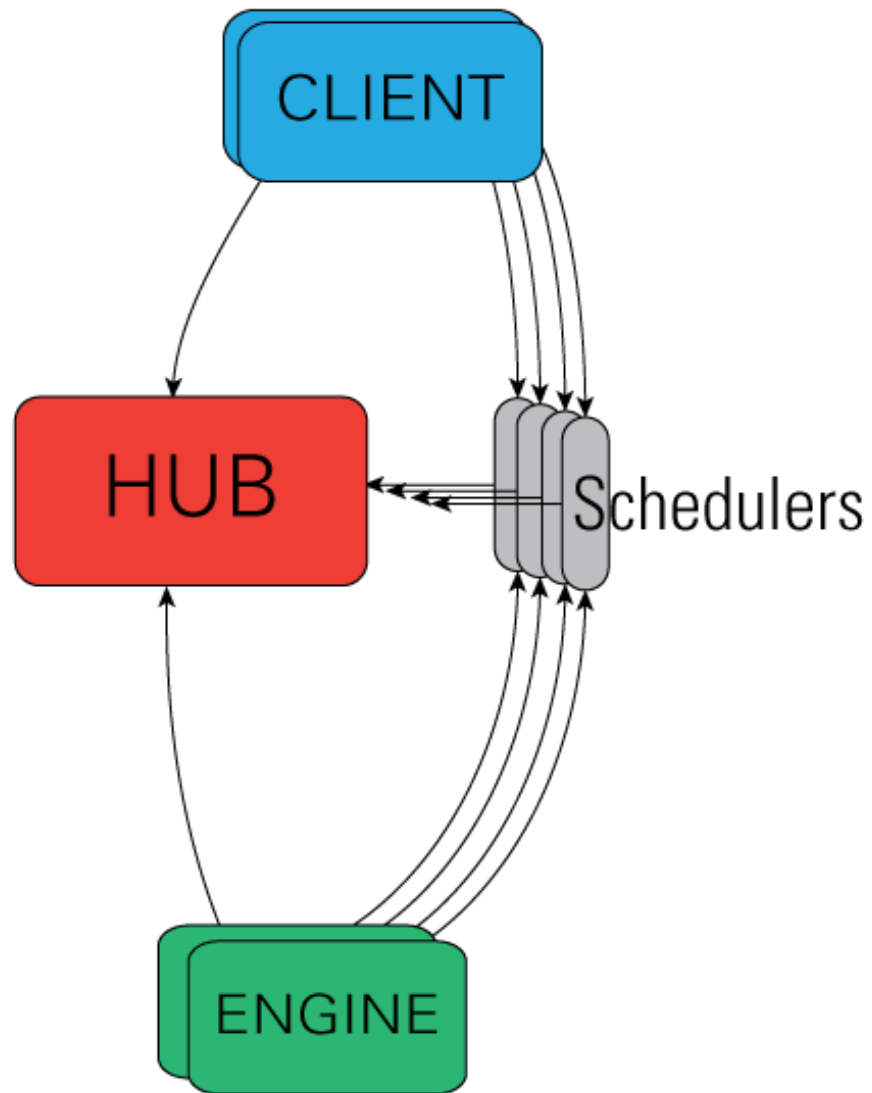
#### IPython engine

The IPython engine is a Python instance that takes Python commands over a network connection. Eventually, the IPython engine will be a full IPython interpreter, but for now, it is a regular Python interpreter. The engine can also handle incoming and outgoing Python objects sent over a network connection. When multiple engines are started, parallel and distributed computing becomes possible. An important feature of an IPython engine is that it blocks while user code is being executed. Read on for how the IPython controller solves this problem to expose a clean asynchronous API to the user.

#### IPython controller

The IPython controller processes provide an interface for working with a set of engines. At a general level, the controller is a collection of processes to which IPython engines and clients can connect. The controller is composed of a `Hub` and a collection of `Schedulers`. These `Schedulers` are typically run in separate processes but on the same machine as the `Hub`, but can be run anywhere from local threads or on remote machines.





The controller also provides a single point of contact for users who wish to utilize the engines connected to the controller. There are different ways of working with a controller. In IPython, all of these models are implemented via the `View.apply()` method, after constructing `View` objects to represent subsets of engines. The two primary models for interacting with engines are:

- A **Direct** interface, where engines are addressed explicitly.
- A **LoadBalanced** interface, where the Scheduler is trusted with assigning work to appropriate engines.

Advanced users can readily extend the `View` models to enable other styles of parallelism.

---

**Note:** A single controller and set of engines can be used with multiple models simultaneously. This opens the door for lots of interesting things.

---

### The Hub

The center of an IPython cluster is the Hub. This is the process that keeps track of engine connections, schedulers, clients, as well as all task requests and results. The primary role of the Hub is to facilitate queries of the cluster state, and minimize the necessary information required to establish the many connections involved in connecting new clients and engines.

### Schedulers

All actions that can be performed on the engine go through a Scheduler. While the engines themselves block when user code is run, the schedulers hide that from the user to provide a fully asynchronous interface to a set of engines.

### IPython client and views

There is one primary object, the `Client`, for connecting to a cluster. For each execution model, there is a corresponding `View`. These views allow users to interact with a set of engines through the interface. Here are the two default views:

- The `DirectView` class for explicit addressing.
- The `LoadBalancedView` class for destination-agnostic scheduling.

### Security

IPython uses ZeroMQ for networking, which has provided many advantages, but one of the setbacks is its utter lack of security [ZeroMQ]. By default, no IPython connections are encrypted, but open ports only listen on localhost. The only source of security for IPython is via ssh-tunnel. IPython supports both shell (`openssh`) and `paramiko` based tunnels for connections. There is a key necessary to submit requests, but due to the lack of encryption, it does not provide significant security if loopback traffic is compromised.

In our architecture, the controller is the only process that listens on network ports, and is thus the main point of vulnerability. The standard model for secure connections is to designate that the controller listen on localhost, and use ssh-tunnels to connect clients and/or engines.

To connect and authenticate to the controller an engine or client needs some information that the controller has stored in a JSON file. Thus, the JSON files need to be copied to a location where the clients and engines can find them. Typically, this is the `~/.ipython/profile_default/security` directory on the host where the client/engine is running (which could be a different host than the controller). Once the JSON files are copied over, everything should work fine.

Currently, there are two JSON files that the controller creates:

**ipcontroller-engine.json** This JSON file has the information necessary for an engine to connect to a controller.

**ipcontroller-client.json** The client's connection information. This may not differ from the engine's, but since the controller may listen on different ports for clients and engines, it is stored separately.

`ipcontroller-client.json` will look something like this, under default localhost circumstances:

```
{
  "url": "tcp://127.0.0.1:54424",
  "exec_key": "a361fe89-92fc-4762-9767-e2f0a05e3130",
  "ssh": "",
  "location": "10.19.1.135"
}
```

If, however, you are running the controller on a work node on a cluster, you will likely need to use ssh tunnels to connect clients from your laptop to it. You will also probably need to instruct the controller to listen for engines coming from other work nodes on the cluster. An example of `ipcontroller-client.json`, as created by:

```
$> ipcontroller --ip=* --ssh=login.mycluster.com
```

```
{
  "url": "tcp://*:54424",
  "exec_key": "a361fe89-92fc-4762-9767-e2f0a05e3130",
  "ssh": "login.mycluster.com",
  "location": "10.0.0.2"
}
```

More details of how these JSON files are used are given below.

A detailed description of the security model and its implementation in IPython can be found [here](#).

**Warning:** Even at its most secure, the Controller listens on ports on localhost, and every time you make a tunnel, you open a localhost port on the connecting machine that points to the Controller. If localhost on the Controller's machine, or the machine of any client or engine, is untrusted, then your Controller is insecure. There is no way around this with ZeroMQ.

### 6.1.4 Getting Started

To use IPython for parallel computing, you need to start one instance of the controller and one or more instances of the engine. Initially, it is best to simply start a controller and engines on a single host using the **ipcluster** command. To start a controller and 4 engines on your localhost, just do:

```
$ ipcluster start -n 4
```

More details about starting the IPython controller and engines can be found [here](#)

Once you have started the IPython controller and one or more engines, you are ready to use the engines to do something useful. To make sure everything is working correctly, try the following commands:

```
In [1]: from IPython.parallel import Client

In [2]: c = Client()

In [4]: c.ids
Out[4]: set([0, 1, 2, 3])

In [5]: c[:].apply_sync(lambda : "Hello, World")
Out[5]: [ 'Hello, World', 'Hello, World', 'Hello, World', 'Hello, World' ]
```

When a client is created with no arguments, the client tries to find the corresponding JSON file in the local `~/.ipython/profile_default/security` directory. Or if you specified a profile, you can use that with the Client. This should cover most cases:

```
In [2]: c = Client(profile='myprofile')
```

If you have put the JSON file in a different location or it has a different name, create the client like this:

```
In [2]: c = Client('/path/to/my/ipcontroller-client.json')
```

Remember, a client needs to be able to see the Hub's ports to connect. So if they are on a different machine, you may need to use an ssh server to tunnel access to that machine, then you would connect to it with:

```
In [2]: c = Client('/path/to/my/ipcontroller-client.json', sshserver='me@myhub.example.com')
```

Where 'myhub.example.com' is the url or IP address of the machine on which the Hub process is running (or another machine that has direct access to the Hub's ports).

The SSH server may already be specified in `ipcontroller-client.json`, if the controller was instructed at its launch time.

You are now ready to learn more about the [Direct](#) and [LoadBalanced](#) interfaces to the controller.

## 6.2 Starting the IPython controller and engines

To use IPython for parallel computing, you need to start one instance of the controller and one or more instances of the engine. The controller and each engine can run on different machines or on the same machine. Because of this, there are many different possibilities.

Broadly speaking, there are two ways of going about starting a controller and engines:

- In an automated manner using the **ipcluster** command.
- In a more manual way using the **ipcontroller** and **ipengine** commands.

This document describes both of these methods. We recommend that new users start with the **ipcluster** command as it simplifies many common usage cases.

### 6.2.1 General considerations

Before delving into the details about how you can start a controller and engines using the various methods, we outline some of the general issues that come up when starting the controller and engines. These things come up no matter which method you use to start your IPython cluster.

If you are running engines on multiple machines, you will likely need to instruct the controller to listen for connections on an external interface. This can be done by specifying the `ip` argument on the command-line, or the `HubFactory.ip` configurable in `ipcontroller_config.py`.

If your machines are on a trusted network, you can safely instruct the controller to listen on all interfaces with:

```
$> ipcontroller --ip=*
```

Or you can set the same behavior as the default by adding the following line to your `ipcontroller_config.py`:

```
c.HubFactory.ip = '*'
# c.HubFactory.location = '10.0.1.1'
```

---

**Note:** `--ip=*` instructs ZeroMQ to listen on all interfaces, but it does not contain the IP needed for engines / clients to know where the controller actually is. This can be specified with `--location=10.0.0.1`, the specific IP address of the controller, as seen from engines and/or clients. IPython tries to guess this value by default, but it will not always guess correctly. Check the `location` field in your connection files if you are having connection trouble.

---

---

**Note:** Due to the lack of security in ZeroMQ, the controller will only listen for connections on localhost by default. If you see Timeout errors on engines or clients, then the first thing you should check is the ip address the controller is listening on, and make sure that it is visible from the timing out machine.

---

#### See also:

Our notes on security in the new parallel computing code.

Let's say that you want to start the controller on `host0` and engines on hosts `host1`-`hostn`. The following steps are then required:

1. Start the controller on `host0` by running **ipcontroller** on `host0`. The controller must be instructed to listen on an interface visible to the engine machines, via the `ip` command-line argument or `HubFactory.ip` in `ipcontroller_config.py`.

2. Move the JSON file (`ipcontroller-engine.json`) created by the controller from `host0` to hosts `host1-hostn`.
3. Start the engines on hosts `host1-hostn` by running **ipengine**. This command has to be told where the JSON file (`ipcontroller-engine.json`) is located.

At this point, the controller and engines will be connected. By default, the JSON files created by the controller are put into the `IPYTHONDIR/profile_default/security` directory. If the engines share a filesystem with the controller, step 2 can be skipped as the engines will automatically look at that location.

The final step required to actually use the running controller from a client is to move the JSON file `ipcontroller-client.json` from `host0` to any host where clients will be run. If these file are put into the `IPYTHONDIR/profile_default/security` directory of the client's host, they will be found automatically. Otherwise, the full path to them has to be passed to the client's constructor.

## 6.2.2 Using **ipcluster**

The **ipcluster** command provides a simple way of starting a controller and engines in the following situations:

1. When the controller and engines are all run on localhost. This is useful for testing or running on a multicore computer.
2. When engines are started using the **mpiexec** command that comes with most MPI [\[MPI\]](#) implementations
3. When engines are started using the PBS [\[PBS\]](#) batch system (or other `qsub` systems, such as SGE).
4. When the controller is started on localhost and the engines are started on remote nodes using **ssh**.
5. When engines are started using the Windows HPC Server batch system.

---

**Note:** Currently **ipcluster** requires that the `IPYTHONDIR/profile_<name>/security` directory live on a shared filesystem that is seen by both the controller and engines. If you don't have a shared file system you will need to use **ipcontroller** and **ipengine** directly.

---

Under the hood, **ipcluster** just uses **ipcontroller** and **ipengine** to perform the steps described above.

The simplest way to use **ipcluster** requires no configuration, and will launch a controller and a number of engines on the local machine. For instance, to start one controller and 4 engines on localhost, just do:

```
$ ipcluster start -n 4
```

To see other command line options, do:

```
$ ipcluster -h
```

## 6.2.3 Configuring an IPython cluster

Cluster configurations are stored as `profiles`. You can create a new profile with:

```
$ ipython profile create --parallel --profile=myprofile
```

This will create the directory `IPYTHONDIR/profile_myprofile`, and populate it with the default configuration files for the three IPython cluster commands. Once you edit those files, you can continue to call `ipcluster/ipcontroller/ipengine` with no arguments beyond `profile=myprofile`, and any configuration will be maintained.

There is no limit to the number of profiles you can have, so you can maintain a profile for each of your common use cases. The default profile will be used whenever the profile argument is not specified, so edit `IPYTHONDIR/profile_default/*_config.py` to represent your most common use case.

The configuration files are loaded with commented-out settings and explanations, which should cover most of the available possibilities.

## Using various batch systems with `ipcluster`

**ipcluster** has a notion of Launchers that can start controllers and engines with various remote execution schemes. Currently supported models include **ssh**, **mpiexec**, PBS-style (Torque, SGE, LSF), and Windows HPC Server.

In general, these are configured by the `IPClusterEngines.engine_set_launcher_class`, and `IPClusterStart.controller_launcher_class` configurables, which can be the fully specified object name (e.g. `'IPython.parallel.apps.launcher.LocalControllerLauncher'`), but if you are using IPython's builtin launchers, you can specify just the class name, or even just the prefix e.g:

```
c.IPClusterEngines.engine_launcher_class = 'SSH'
# equivalent to
c.IPClusterEngines.engine_launcher_class = 'SSHEngineSetLauncher'
# both of which expand to
c.IPClusterEngines.engine_launcher_class = 'IPython.parallel.apps.launcher.SSHEngineSetLauncher'
```

The shortest form being of particular use on the command line, where all you need to do to get an IPython cluster running with engines started with MPI is:

```
$> ipcluster start --engines=MPI
```

Assuming that the default MPI config is sufficient.

---

**Note:** shortcuts for builtin launcher names were added in 0.12, as was the `_class` suffix on the configurable names. If you use the old 0.11 names (e.g. `engine_set_launcher`), they will still work, but you will get a deprecation warning that the name has changed.

---



---

**Note:** The Launchers and configuration are designed in such a way that advanced users can subclass and configure them to fit their own system that we have not yet supported (such as Condor)

---

## Using `ipcluster` in `mpiexec/mpirun` mode

The `mpiexec/mpirun` mode is useful if you:

1. Have MPI installed.
2. Your systems are configured to use the `mpiexec` or `mpirun` commands to start MPI processes.

If these are satisfied, you can create a new profile:

```
$ ipython profile create --parallel --profile=mpi
```

and edit the file `IPYTHONDIR/profile_mpi/ipcluster_config.py`.

There, instruct `ipcluster` to use the MPI launchers by adding the lines:

```
c.IPClusterEngines.engine_launcher_class = 'MPIEngineSetLauncher'
```

If the default MPI configuration is correct, then you can now start your cluster, with:

```
$ ipcluster start -n 4 --profile=mpi
```

This does the following:

1. Starts the IPython controller on current host.
2. Uses `mpiexec` to start 4 engines.

If you have a reason to also start the Controller with `mpi`, you can specify:

```
c.IPClusterStart.controller_launcher_class = 'MPIControllerLauncher'
```

---

**Note:** The Controller *will not* be in the same MPI universe as the engines, so there is not much reason to do this unless sysadmins demand it.

---

On newer MPI implementations (such as OpenMPI), this will work even if you don't make any calls to `MPI_Init()`. However, older MPI implementations actually require each process to call `MPI_Init()` upon starting. The easiest way of having this done is to install the `mpi4py` [*mpi4py*] package and then specify the `c.MPI.use` option in `ipengine_config.py`:

```
c.MPI.use = 'mpi4py'
```

Unfortunately, even this won't work for some MPI implementations. If you are having problems with this, you will likely have to use a custom Python executable that itself calls `MPI_Init()` at the appropriate time. Fortunately, `mpi4py` comes with such a custom Python executable that is easy to install and use. However, this custom Python executable approach will not work with `ipcluster` currently.

More details on using MPI with IPython can be found [here](#).

## Using `ipcluster` in PBS mode

The PBS mode uses the Portable Batch System (PBS) to start the engines.



As usual, we will start by creating a fresh profile:

```
$ ipython profile create --parallel --profile=pbs
```

And in `ipcluster_config.py`, we will select the PBS launchers for the controller and engines:

```
c.IPClusterStart.controller_launcher_class = 'PBSControllerLauncher'
c.IPClusterEngines.engine_launcher_class = 'PBSEngineSetLauncher'
```

**Note:** Note that the configurable is `IPClusterEngines` for the engine launcher, and `IPClusterStart` for the controller launcher. This is because the start command is a subclass of the engine command, adding a controller launcher. Since it is a subclass, any configuration made in `IPClusterEngines` is inherited by `IPClusterStart` unless it is overridden.

IPython does provide simple default batch templates for PBS and SGE, but you may need to specify your own. Here is a sample PBS script template:

```
#PBS -N ipython
#PBS -j oe
#PBS -l walltime=00:10:00
#PBS -l nodes={n//4}:ppn=4
#PBS -q {queue}

cd $PBS_O_WORKDIR
export PATH=$HOME/usr/local/bin
export PYTHONPATH=$HOME/usr/local/lib/python2.7/site-packages
/usr/local/bin/mpirun -n {n} ipengine --profile-dir={profile_dir}
```

There are a few important points about this template:

1. This template will be rendered at runtime using IPython's `EvalFormatter`. This is simply a subclass of `string.Formatter` that allows simple expressions on keys.
2. Instead of putting in the actual number of engines, use the notation `{n}` to indicate the number of engines to be started. You can also use expressions like `{n//4}` in the template to indicate the number of nodes. There will always be `{n}` and `{profile_dir}` variables passed to the formatter. These allow the batch system to know how many engines, and where the configuration files reside. The same is true for the batch queue, with the template variable `{queue}`.
3. Any options to `ipengine` can be given in the batch script template, or in `ipengine_config.py`.
4. Depending on the configuration of your system, you may have to set environment variables in the script template.

The controller template should be similar, but simpler:

```
#PBS -N ipython
#PBS -j oe
#PBS -l walltime=00:10:00
#PBS -l nodes=1:ppn=4
#PBS -q {queue}

cd $PBS_O_WORKDIR
```

```
export PATH=$HOME/usr/local/bin
export PYTHONPATH=$HOME/usr/local/lib/python2.7/site-packages
ipcontroller --profile-dir={profile_dir}
```

Once you have created these scripts, save them with names like `pbs.engine.template`. Now you can load them into the `ipcluster_config` with:

```
c.PBSEngineSetLauncher.batch_template_file = "pbs.engine.template"
c.PBSControllerLauncher.batch_template_file = "pbs.controller.template"
```

Alternately, you can just define the templates as strings inside `ipcluster_config`.

Whether you are using your own templates or our defaults, the extra configurables available are the number of engines to launch (`{n}`), and the batch system queue to which the jobs are to be submitted (`{queue}`). These are configurables, and can be specified in `ipcluster_config`:

```
c.PBSLauncher.queue = 'veryshort.q'
c.IPClusterEngines.n = 64
```

Note that assuming you are running PBS on a multi-node cluster, the Controller's default behavior of listening only on localhost is likely too restrictive. In this case, also assuming the nodes are safely behind a firewall, you can simply instruct the Controller to listen for connections on all its interfaces, by adding in `ipcontroller_config`:

```
c.HubFactory.ip = '*'
```

You can now run the cluster with:

```
$ ipcluster start --profile=pbs -n 128
```

Additional configuration options can be found in the PBS section of `ipcluster_config`.

---

**Note:** Due to the flexibility of configuration, the PBS launchers work with simple changes to the template for other **qsub**-using systems, such as Sun Grid Engine, and with further configuration in similar batch systems like Condor.

---

### Using `ipcluster` in SSH mode

The SSH mode uses **ssh** to execute **ipengine** on remote nodes and **ipcontroller** can be run remotely as well, or on localhost.

---

**Note:** When using this mode it is highly recommended that you have set up SSH keys and are using `ssh-agent` [\[SSH\]](#) for password-less logins.

---

As usual, we start by creating a clean profile:

```
$ ipython profile create --parallel --profile=ssh
```

To use this mode, select the SSH launchers in `ipcluster_config.py`:

```
c.IPClusterEngines.engine_launcher_class = 'SSHEngineSetLauncher'
# and if the Controller is also to be remote:
c.IPClusterStart.controller_launcher_class = 'SSHControllerLauncher'
```

The controller's remote location and configuration can be specified:

```
# Set the user and hostname for the controller
# c.SSHControllerLauncher.hostname = 'controller.example.com'
# c.SSHControllerLauncher.user = os.environ.get('USER', 'username')

# Set the arguments to be passed to ipcontroller
# note that remotely launched ipcontroller will not get the contents of
# the local ipcontroller_config.py unless it resides on the *remote host*
# in the location specified by the 'profile-dir' argument.
# c.SSHControllerLauncher.controller_args = ['--reuse', '--ip=*', '--profile-dir=/path/to/
```

Engines are specified in a dictionary, by hostname and the number of engines to be run on that host.

```
c.SSHEngineSetLauncher.engines = { 'host1.example.com' : 2,
                                   'host2.example.com' : 5,
                                   'host3.example.com' : (1, ['--profile-dir=/home/different/location']),
                                   'host4.example.com' : 8 }
```

- The engines dict, where the keys are the host we want to run engines on and the value is the number of engines to run on that host.
- on host3, the value is a tuple, where the number of engines is first, and the arguments to be passed to **ipengine** are the second element.

For engines without explicitly specified arguments, the default arguments are set in a single location:

```
c.SSHEngineSetLauncher.engine_args = ['--profile-dir=/path/to/profile_ssh']
```

Current limitations of the SSH mode of **ipcluster** are:

- Untested and unsupported on Windows. Would require a working **ssh** on Windows. Also, we are using shell scripts to setup and execute commands on remote hosts.

## Moving files with SSH

SSH launchers will try to move connection files, controlled by the `to_send` and `to_fetch` configurables. If your machines are on a shared filesystem, this step is unnecessary, and can be skipped by setting these to empty lists:

```
c.SSHLauncher.to_send = []
c.SSHLauncher.to_fetch = []
```

If our default guesses about paths don't work for you, or other files should be moved, you can manually specify these lists as tuples of (`local_path`, `remote_path`) for `to_send`, and (`remote_path`, `local_path`) for

to\_fetch. If you do specify these lists explicitly, IPython *will not* automatically send connection files, so you must include this yourself if they should still be sent/retrieved.

### 6.2.4 IPython on EC2 with StarCluster

The excellent [StarCluster](#) toolkit for managing [Amazon EC2](#) clusters has a plugin which makes deploying IPython on EC2 quite simple. The starcluster plugin uses **ipcluster** with the SGE launchers to distribute engines across the EC2 cluster. See their [ipcluster plugin documentation](#) for more information.

### 6.2.5 Using the ipcontroller and ipengine commands

It is also possible to use the **ipcontroller** and **ipengine** commands to start your controller and engines. This approach gives you full control over all aspects of the startup process.

#### Starting the controller and engine on your local machine

To use **ipcontroller** and **ipengine** to start things on your local machine, do the following.

First start the controller:

```
$ ipcontroller
```

Next, start however many instances of the engine you want using (repeatedly) the command:

```
$ ipengine
```

The engines should start and automatically connect to the controller using the JSON files in `IPYTHONDIR/profile_default/security`. You are now ready to use the controller and engines from IPython.

**Warning:** The order of the above operations may be important. You *must* start the controller before the engines, unless you are reusing connection information (via `--reuse`), in which case ordering is not important.

---

**Note:** On some platforms (OS X), to put the controller and engine into the background you may need to give these commands in the form `(ipcontroller &)` and `(ipengine &)` (with the parentheses) for them to work properly.

---

#### Starting the controller and engines on different hosts

When the controller and engines are running on different hosts, things are slightly more complicated, but the underlying ideas are the same:

1. Start the controller on a host using **ipcontroller**. The controller must be instructed to listen on an interface visible to the engine machines, via the `ip` command-line argument or `HubFactory.ip` in `ipcontroller_config.py`:

```
$ ipcontroller --ip=192.168.1.16
```

```
# in ipcontroller_config.py
HubFactory.ip = '192.168.1.16'
```

2. Copy `ipcontroller-engine.json` from `IPYTHONDIR/profile_<name>/security` on the controller's host to the host where the engines will run.
3. Use **ipengine** on the engine's hosts to start the engines.

The only thing you have to be careful of is to tell **ipengine** where the `ipcontroller-engine.json` file is located. There are two ways you can do this:

- Put `ipcontroller-engine.json` in the `IPYTHONDIR/profile_<name>/security` directory on the engine's host, where it will be found automatically.
- Call **ipengine** with the `--file=full_path_to_the_file` flag.

The file flag works like this:

```
$ ipengine --file=/path/to/my/ipcontroller-engine.json
```

---

**Note:** If the controller's and engine's hosts all have a shared file system (`IPYTHONDIR/profile_<name>/security` is the same on all of them), then things will just work!

---

## SSH Tunnels

If your engines are not on the same LAN as the controller, or you are on a highly restricted network where your nodes cannot see each others ports, then you can use SSH tunnels to connect engines to the controller.

---

**Note:** This does not work in all cases. Manual tunnels may be an option, but are highly inconvenient. Support for manual tunnels will be improved.

---

You can instruct all engines to use ssh, by specifying the ssh server in `ipcontroller-engine.json`:

```
{
  "url": "tcp://192.168.1.123:56951",
  "exec_key": "26f4c040-587d-4a4e-b58b-030b96399584",
  "ssh": "user@example.com",
  "location": "192.168.1.123"
}
```

This will be specified if you give the `--enginessh=user@example.com` argument when starting **ipcontroller**.

Or you can specify an ssh server on the command-line when starting an engine:

```
$> ipengine --profile=foo --ssh=my.login.node
```

For example, if your system is totally restricted, then all connections will actually be loopback, and ssh tunnels will be used to connect engines to the controller:

```
[node1] $> ipcontroller --engine-ssh=node1
[node2] $> ipengine
[node3] $> ipcluster engines --n=4
```

Or if you want to start many engines on each node, the command `ipcluster engines --n=4` without any configuration is equivalent to running `ipengine` 4 times.

### An example using ipcontroller/engine with ssh

No configuration files are necessary to use `ipcontroller/engine` in an SSH environment without a shared filesystem. You simply need to make sure that the controller is listening on an interface visible to the engines, and move the connection file from the controller to the engines.

1. start the controller, listening on an ip-address visible to the engine machines:

```
[controller.host] $ ipcontroller --ip=192.168.1.16

[IPControllerApp] Using existing profile dir: u'/Users/me/.ipython/profile_default'
[IPControllerApp] Hub listening on tcp://192.168.1.16:63320 for registration.
[IPControllerApp] Hub using DB backend: 'IPython.parallel.controller.dictdb.DictDB'
[IPControllerApp] hub::created hub
[IPControllerApp] writing connection info to /Users/me/.ipython/profile_default/security/
[IPControllerApp] writing connection info to /Users/me/.ipython/profile_default/security/
[IPControllerApp] task::using Python leastload Task scheduler
[IPControllerApp] Heartmonitor started
[IPControllerApp] Creating pid file: /Users/me/.ipython/profile_default/pid/ipcontrolle
Scheduler started [leastload]
```

2. on each engine, fetch the connection file with scp:

```
[engine.host.n] $ scp controller.host:.ipython/profile_default/security/ipcontroller-e
```

---

**Note:** The log output of `ipcontroller` above shows you where the json files were written. They will be in `~/.ipython` under `profile_default/security/ipcontroller-engine.json`

---

3. start the engines, using the connection file:

```
[engine.host.n] $ ipengine --file=./ipcontroller-engine.json
```

A couple of notes:

- You can avoid having to fetch the connection file every time by adding `--reuse` flag to `ipcontroller`, which instructs the controller to read the previous connection file for connection info, rather than generate a new one with randomized ports.

- In step 2, if you fetch the connection file directly into the security dir of a profile, then you need not specify its path directly, only the profile (assumes the path exists, otherwise you must create it first):

```
[engine.host.n] $ scp controller.host:.ipython/profile_default/security/ipcontroller-e
[engine.host.n] $ ipengine --profile=ssh
```

Of course, if you fetch the file into the default profile, no arguments must be passed to ipengine at all.

- Note that ipengine *did not* specify the ip argument. In general, it is unlikely for any connection information to be specified at the command-line to ipengine, as all of this information should be contained in the connection file written by ipcontroller.

## Make JSON files persistent

At first glance it may seem that managing the JSON files is a bit annoying. Going back to the house and key analogy, copying the JSON around each time you start the controller is like having to make a new key every time you want to unlock the door and enter your house. As with your house, you want to be able to create the key (or JSON file) once, and then simply use it at any point in the future.

To do this, the only thing you have to do is specify the `--reuse` flag, so that the connection information in the JSON files remains accurate:

```
$ ipcontroller --reuse
```

Then, just copy the JSON files over the first time and you are set. You can start and stop the controller and engines any many times as you want in the future, just make sure to tell the controller to reuse the file.

---

**Note:** You may ask the question: what ports does the controller listen on if you don't tell it to use specific ones? The default is to use high random port numbers. We do this for two reasons: i) to increase security through obscurity and ii) to multiple controllers on a given host to start and automatically use different ports.

---

## Log files

All of the components of IPython have log files associated with them. These log files can be extremely useful in debugging problems with IPython and can be found in the directory `IPYTHONDIR/profile_<name>/log`. Sending the log files to us will often help us to debug any problems.

## Configuring ipcontroller

The IPython Controller takes its configuration from the file `ipcontroller_config.py` in the active profile directory.

## Ports and addresses

In many cases, you will want to configure the Controller's network identity. By default, the Controller listens only on loopback, which is the most secure but often impractical. To instruct the controller to listen on a specific interface, you can set the `HubFactory.ip` trait. To listen on all interfaces, simply specify:

```
c.HubFactory.ip = '*'
```

When connecting to a Controller that is listening on loopback or behind a firewall, it may be necessary to specify an SSH server to use for tunnels, and the external IP of the Controller. If you specified that the HubFactory listen on loopback, or all interfaces, then IPython will try to guess the external IP. If you are on a system with VM network devices, or many interfaces, this guess may be incorrect. In these cases, you will want to specify the 'location' of the Controller. This is the IP of the machine the Controller is on, as seen by the clients, engines, or the SSH server used to tunnel connections.

For example, to set up a cluster with a Controller on a work node, using ssh tunnels through the login node, an example `ipcontroller_config.py` might contain:

```
# allow connections on all interfaces from engines
# engines on the same node will use loopback, while engines
# from other nodes will use an external IP
c.HubFactory.ip = '*'

# you typically only need to specify the location when there are extra
# interfaces that may not be visible to peer nodes (e.g. VM interfaces)
c.HubFactory.location = '10.0.1.5'
# or to get an automatic value, try this:
import socket
hostname = socket.gethostname()
# alternate choices for hostname include `socket.getfqdn()`
# or `socket.gethostname() + '.local'`

ex_ip = socket.gethostbyname_ex(hostname)[-1][-1]
c.HubFactory.location = ex_ip

# now instruct clients to use the login node for SSH tunnels:
c.HubFactory.ssh_server = 'login.mycluster.net'
```

After doing this, your `ipcontroller-client.json` file will look something like this:

```
{
  "url": "tcp://*:43447",
  "exec_key": "9c7779e4-d08a-4c3b-ba8e-db1f80b562c1",
  "ssh": "login.mycluster.net",
  "location": "10.0.1.5"
}
```

Then this file will be all you need for a client to connect to the controller, tunneling SSH connections through `login.mycluster.net`.



## Database Backend

The Hub stores all messages and results passed between Clients and Engines. For large and/or long-running clusters, it would be unreasonable to keep all of this information in memory. For this reason, we have two database backends: [\[MongoDB\]](#) via [PyMongo](#), and SQLite with the stdlib `sqlite`.

MongoDB is our design target, and the dict-like model it uses has driven our design. As far as we are concerned, BSON can be considered essentially the same as JSON, adding support for binary data and datetime objects, and any new database backend must support the same data types.

### See also:

MongoDB [BSON doc](#)

To use one of these backends, you must set the `HubFactory.db_class` trait:

```
# for a simple dict-based in-memory implementation, use dictdb
# This is the default and the fastest, since it doesn't involve the filesystem
c.HubFactory.db_class = 'IPython.parallel.controller.dictdb.DictDB'

# To use MongoDB:
c.HubFactory.db_class = 'IPython.parallel.controller.mongodb.MongoDB'

# and SQLite:
c.HubFactory.db_class = 'IPython.parallel.controller.sqlitedb.SQLiteDB'

# You can use NoDB to disable the database altogether, in case you don't need
# to reuse tasks or results, and want to keep memory consumption under control.
c.HubFactory.db_class = 'IPython.parallel.controller.dictdb.NoDB'
```

When using the proper databases, you can actually allow for tasks to persist from one session to the next by specifying the MongoDB database or SQLite table in which tasks are to be stored. The default is to use a table named for the Hub's Session, which is a UUID, and thus different every time.

```
# To keep persistent task history in MongoDB:
c.MongoDB.database = 'tasks'

# and in SQLite:
c.SQLiteDB.table = 'tasks'
```

Since MongoDB servers can be running remotely or configured to listen on a particular port, you can specify any arguments you may need to the [PyMongo Connection](#):

```
# positional args to pymongo.Connection
c.MongoDB.connection_args = []

# keyword args to pymongo.Connection
c.MongoDB.connection_kwargs = {}
```

But sometimes you are moving lots of data around quickly, and you don't need that information to be stored for later access, even by other Clients to this same session. For this case, we have a dummy database, which doesn't actually store anything. This lets the Hub stay small in memory, at the obvious expense of being able to access the information that would have been stored in the database (used for task resubmission, requesting

results of tasks you didn't submit, etc.). To use this backend, simply pass `--nodb` to **ipcontroller** on the command-line, or specify the `NoDB` class in your `ipcontroller_config.py` as described above.

**See also:**

For more information on the database backends, see the [db backend reference](#).

## Configuring ipengine

The IPython Engine takes its configuration from the file `ipengine_config.py`

The Engine itself also has some amount of configuration. Most of this has to do with initializing MPI or connecting to the controller.

To instruct the Engine to initialize with an MPI environment set up by `mpi4py`, add:

```
c.MPI.use = 'mpi4py'
```

In this case, the Engine will use our default `mpi4py` init script to set up the MPI environment prior to execution. We have default init scripts for `mpi4py` and `pytrilinos`. If you want to specify your own code to be run at the beginning, specify `c.MPI.init_script`.

You can also specify a file or python command to be run at startup of the Engine:

```
c.IPEngineApp.startup_script = u'/path/to/my/startup.py'
c.IPEngineApp.startup_command = 'import numpy, scipy, mpi4py'
```

These commands/files will be run again, after each

It's also useful on systems with shared filesystems to run the engines in some scratch directory. This can be set with:

```
c.IPEngineApp.work_dir = u'/path/to/scratch/'
```

## 6.3 IPython's Direct interface

The direct, or multiengine, interface represents one possible way of working with a set of IPython engines. The basic idea behind the multiengine interface is that the capabilities of each engine are directly and explicitly exposed to the user. Thus, in the multiengine interface, each engine is given an id that is used to identify the engine and give it work to do. This interface is very intuitive and is designed with interactive usage in mind, and is the best place for new users of IPython to begin.

### 6.3.1 Starting the IPython controller and engines

To follow along with this tutorial, you will need to start the IPython controller and four IPython engines. The simplest way of doing this is to use the **ipcluster** command:

```
$ ipcluster start -n 4
```

For more detailed information about starting the controller and engines, see our [introduction](#) to using IPython for parallel computing.

### 6.3.2 Creating a `DirectView` instance

The first step is to import the IPython `IPython.parallel` module and then create a `Client` instance:

```
In [1]: from IPython.parallel import Client

In [2]: rc = Client()
```

This form assumes that the default connection information (stored in `ipcontroller-client.json` found in `IPYTHONDIR/profile_default/security`) is accurate. If the controller was started on a remote machine, you must copy that connection file to the client machine, or enter its contents as arguments to the `Client` constructor:

```
# If you have copied the json connector file from the controller:
In [2]: rc = Client('/path/to/ipcontroller-client.json')
# or to connect with a specific profile you have set up:
In [3]: rc = Client(profile='mpi')
```

To make sure there are engines connected to the controller, users can get a list of engine ids:

```
In [3]: rc.ids
Out[3]: [0, 1, 2, 3]
```

Here we see that there are four engines ready to do work for us.

For direct execution, we will make use of a `DirectView` object, which can be constructed via list-access to the client:

```
In [4]: dview = rc[:] # use all engines
```

#### See also:

For more information, see the in-depth explanation of [Views](#).

### 6.3.3 Quick and easy parallelism

In many cases, you simply want to apply a Python function to a sequence of objects, but *in parallel*. The client interface provides a simple way of accomplishing this: using the `DirectView`'s `map()` method.

#### Parallel map

Python's builtin `map()` functions allows a function to be applied to a sequence element-by-element. This type of code is typically trivial to parallelize. In fact, since IPython's interface is all about functions anyway, you can just use the builtin `map()` with a `RemoteFunction`, or a `DirectView`'s `map()` method:

```
In [62]: serial_result = map(lambda x:x**10, range(32))

In [63]: parallel_result = dview.map_sync(lambda x: x**10, range(32))

In [67]: serial_result==parallel_result
Out[67]: True
```

---

**Note:** The `DirectView`'s version of `map()` does not do dynamic load balancing. For a load balanced version, use a `LoadBalancedView`.

---

### See also:

`map()` is implemented via `ParallelFunction`.

## Remote function decorators

Remote functions are just like normal functions, but when they are called, they execute on one or more engines, rather than locally. IPython provides two decorators:

```
In [10]: @dview.remote(block=True)
....: def getpid():
....:     import os
....:     return os.getpid()
....:

In [11]: getpid()
Out[11]: [12345, 12346, 12347, 12348]
```

The `@parallel` decorator creates parallel functions, that break up an element-wise operations and distribute them, reconstructing the result.

```
In [12]: import numpy as np

In [13]: A = np.random.random((64,48))

In [14]: @dview.parallel(block=True)
....: def pmul(A,B):
....:     return A*B

In [15]: C_local = A*A

In [16]: C_remote = pmul(A,A)

In [17]: (C_local == C_remote).all()
Out[17]: True
```

Calling a `@parallel` function *does not* correspond to `map`. It is used for splitting element-wise operations that operate on a sequence or array. For `map` behavior, parallel functions do have a `map` method.

call	pfunc(seq)	pfunc.map(seq)
# of tasks	# of engines (1 per engine)	# of engines (1 per engine)
# of remote calls	# of engines (1 per engine)	len(seq)
argument to remote	seq[i:j] (sub-sequence)	seq[i] (single element)

A quick example to illustrate the difference in arguments for the two modes:

```
In [16]: @dview.parallel(block=True)
....: def echo(x):
....:     return str(x)
....:

In [17]: echo(range(5))
Out[17]: ['0', '1', '2', '3', '4']

In [18]: echo.map(range(5))
Out[18]: ['0', '1', '2', '3', '4']
```

#### See also:

See the `parallel()` and `remote()` decorators for options.

## 6.3.4 Calling Python functions

The most basic type of operation that can be performed on the engines is to execute Python code or call Python functions. Executing Python code can be done in blocking or non-blocking mode (non-blocking is default) using the `View.execute()` method, and calling functions can be done via the `View.apply()` method.

### apply

The main method for doing remote execution (in fact, all methods that communicate with the engines are built on top of it), is `View.apply()`.

We strive to provide the cleanest interface we can, so `apply` has the following signature:

```
view.apply(f, *args, **kwargs)
```

There are various ways to call functions with IPython, and these flags are set as attributes of the `View`. The `DirectView` has just two of these flags:

**dv.block** [bool] whether to wait for the result, or return an *AsyncResult* object immediately

**dv.track** [bool] whether to instruct pyzmq to track when zeromq is done sending the message. This is primarily useful for non-copying sends of numpy arrays that you plan to edit in-place. You need to know when it becomes safe to edit the buffer without corrupting the message.

**dv.targets** [int, list of ints] which targets this view is associated with.

Creating a view is simple: index-access on a client creates a `DirectView`.

```
In [4]: view = rc[1:3]
Out[4]: <DirectView [1, 2]>

In [5]: view.apply<tab>
view.apply view.apply_async view.apply_sync
```

For convenience, you can set block temporarily for a single call with the extra sync/async methods.

## Blocking execution

In blocking mode, the `DirectView` object (called `dview` in these examples) submits the command to the controller, which places the command in the engines' queues for execution. The `apply()` call then blocks until the engines are done executing the command:

```
In [2]: dview = rc[:] # A DirectView of all engines
In [3]: dview.block=True
In [4]: dview['a'] = 5

In [5]: dview['b'] = 10

In [6]: dview.apply(lambda x: a+b+x, 27)
Out[6]: [42, 42, 42, 42]
```

You can also select blocking execution on a call-by-call basis with the `apply_sync()` method:

```
In [7]: dview.block=False

In [8]: dview.apply_sync(lambda x: a+b+x, 27)
Out[8]: [42, 42, 42, 42]
```

Python commands can be executed as strings on specific engines by using a `View`'s `execute` method:

```
In [6]: rc[:,2].execute('c=a+b')

In [7]: rc[1:2].execute('c=a-b')

In [8]: dview['c'] # shorthand for dview.pull('c', block=True)
Out[8]: [15, -5, 15, -5]
```

## Non-blocking execution

In non-blocking mode, `apply()` submits the command to be executed and then returns a [\*AsyncResult\*](#) object immediately. The [\*AsyncResult\*](#) object gives you a way of getting a result at a later time through its `get()` method.

### See also:

Docs on the [\*AsyncResult\*](#) object.

This allows you to quickly submit long running commands without blocking your local Python/IPython session:

```
# define our function
In [6]: def wait(t):
....:     import time
....:     tic = time.time()
....:     time.sleep(t)
....:     return time.time()-tic

# In non-blocking mode
In [7]: ar = dview.apply_async(wait, 2)

# Now block for the result
In [8]: ar.get()
Out[8]: [2.0006198883056641, 1.9997570514678955, 1.9996809959411621, 2.0003249645233154]

# Again in non-blocking mode
In [9]: ar = dview.apply_async(wait, 10)

# Poll to see if the result is ready
In [10]: ar.ready()
Out[10]: False

# ask for the result, but wait a maximum of 1 second:
In [45]: ar.get(1)
-----
TimeoutError                                Traceback (most recent call last)
/home/you/<ipython-input-45-7cd858bbb8e0> in <module>()
----> 1 ar.get(1)

/path/to/site-packages/IPython/parallel/asyncresult.pyc in get(self, timeout)
     62         raise self._exception
     63     else:
----> 64         raise error.TimeoutError("Result not ready.")
     65
     66     def ready(self):

TimeoutError: Result not ready.
```

---

**Note:** Note the import inside the function. This is a common model, to ensure that the appropriate modules are imported where the task is run. You can also manually import modules into the engine(s) namespace(s) via `view.execute('import numpy')`.

---

Often, it is desirable to wait until a set of *AsyncResult* objects are done. For this, there is a the method `wait()`. This method takes a tuple of *AsyncResult* objects (or `msg_ids` or indices to the client's History), and blocks until all of the associated results are ready:

```
In [72]: dview.block=False

# A trivial list of AsyncResults objects
In [73]: pr_list = [dview.apply_async(wait, 3) for i in range(10)]

# Wait until all of them are done
```

```
In [74]: dview.wait(pr_list)

# Then, their results are ready using get() or the `.r` attribute
In [75]: pr_list[0].get()
Out[75]: [2.9982571601867676, 2.9982588291168213, 2.9987530708312988, 2.9990990161895752]
```

### The `block` and `targets` keyword arguments and attributes

Most `DirectView` methods (excluding `apply()`) accept `block` and `targets` as keyword arguments. As we have seen above, these keyword arguments control the blocking mode and which engines the command is applied to. The `View` class also has `block` and `targets` attributes that control the default behavior when the keyword arguments are not provided. Thus the following logic is used for `block` and `targets`:

- If no keyword argument is provided, the instance attributes are used.
- The Keyword arguments, if provided overrides the instance attributes for the duration of a single call.

The following examples demonstrate how to use the instance attributes:

```
In [16]: dview.targets = [0,2]

In [17]: dview.block = False

In [18]: ar = dview.apply(lambda : 10)

In [19]: ar.get()
Out[19]: [10, 10]

In [20]: dview.targets = rc.ids # all engines (4)

In [21]: dview.block = True

In [22]: dview.apply(lambda : 42)
Out[22]: [42, 42, 42, 42]
```

The `block` and `targets` instance attributes of the `DirectView` also determine the behavior of the parallel magic commands.

#### See also:

See the documentation of the [Parallel Magics](#).

## 6.3.5 Moving Python objects around

In addition to calling functions and executing code on engines, you can transfer Python objects to and from your IPython session and the engines. In IPython, these operations are called `push()` (sending an object to the engines) and `pull()` (getting an object from the engines).

### Basic push and pull

Here are some examples of how you use `push()` and `pull()`:



```

In [38]: dview.push(dict(a=1.03234,b=3453))
Out[38]: [None, None, None, None]

In [39]: dview.pull('a')
Out[39]: [ 1.03234, 1.03234, 1.03234, 1.03234]

In [40]: dview.pull('b', targets=0)
Out[40]: 3453

In [41]: dview.pull(('a', 'b'))
Out[41]: [ [1.03234, 3453], [1.03234, 3453], [1.03234, 3453], [1.03234, 3453] ]

In [42]: dview.push(dict(c='speed'))
Out[42]: [None, None, None, None]

```

In non-blocking mode `push()` and `pull()` also return *AsyncResult* objects:

```

In [48]: ar = dview.pull('a', block=False)

In [49]: ar.get()
Out[49]: [1.03234, 1.03234, 1.03234, 1.03234]

```

## Dictionary interface

Since a Python namespace is just a `dict`, `DirectView` objects provide dictionary-style access by key and methods such as `get()` and `update()` for convenience. This make the remote namespaces of the engines appear as a local dictionary. Underneath, these methods call `apply()`:

```

In [51]: dview['a']=['foo','bar']

In [52]: dview['a']
Out[52]: [ ['foo', 'bar'], ['foo', 'bar'], ['foo', 'bar'], ['foo', 'bar'] ]

```

## Scatter and gather

Sometimes it is useful to partition a sequence and push the partitions to different engines. In MPI language, this is known as scatter/gather and we follow that terminology. However, it is important to remember that in IPython's `Client` class, `scatter()` is from the interactive IPython session to the engines and `gather()` is from the engines back to the interactive IPython session. For scatter/gather operations between engines, MPI, pyzmq, or some other direct interconnect should be used.

```

In [58]: dview.scatter('a', range(16))
Out[58]: [None, None, None, None]

In [59]: dview['a']
Out[59]: [ [0, 1, 2, 3], [4, 5, 6, 7], [8, 9, 10, 11], [12, 13, 14, 15] ]

In [60]: dview.gather('a')
Out[60]: [0, 1, 2, 3, 4, 5, 6, 7, 8, 9, 10, 11, 12, 13, 14, 15]

```

## 6.3.6 Other things to look at

### How to do parallel list comprehensions

In many cases list comprehensions are nicer than using the `map` function. While we don't have fully parallel list comprehensions, it is simple to get the basic effect using `scatter()` and `gather()`:

```
In [66]: dview.scatter('x', range(64))

In [67]: %px y = [i*10 for i in x]
Parallel execution on engines: [0, 1, 2, 3]

In [68]: y = dview.gather('y')

In [69]: print y
[0, 1, 1024, 59049, 1048576, 9765625, 60466176, 282475249, 1073741824, ...]
```

### Remote imports

Sometimes you will want to import packages both in your interactive session and on your remote engines. This can be done with the `ContextManager` created by a `DirectView`'s `sync_imports()` method:

```
In [69]: with dview.sync_imports():
.....:     import numpy
importing numpy on engine(s)
```

Any imports made inside the block will also be performed on the view's engines. `sync_imports` also takes a `local` boolean flag that defaults to `True`, which specifies whether the local imports should also be performed. However, support for `local=False` has not been implemented, so only packages that can be imported locally will work this way. Note that the usual renaming of the import handle in the same line like in `import matplotlib.pyplot as plt` does not work on the remote engine, the `'as plt'` is ignored remotely, while it executes locally. One could rename the remote handle with `%px plt = pyplot` though after the import.

You can also specify imports via the `@require` decorator. This is a decorator designed for use in `Dependencies`, but can be used to handle remote imports as well. Modules or module names passed to `@require` will be imported before the decorated function is called. If they cannot be imported, the decorated function will never execute and will fail with an `UnmetDependencyError`. Failures of single Engines will be collected and raise a `CompositeError`, as demonstrated in the next section.

```
In [69]: from IPython.parallel import require

In [70]: @require('re')
.....: def findall(pat, x):
.....:     # re is guaranteed to be available
.....:     return re.findall(pat, x)

# you can also pass modules themselves, that you already have locally:
In [71]: @require(time)
.....: def wait(t):
```

```
....:     time.sleep(t)
....:     return t
```

**Note:** `sync_imports()` does not allow `import foo as bar` syntax, because the assignment represented by the `as bar` part is not available to the import hook.

## Parallel exceptions

In the multiengine interface, parallel commands can raise Python exceptions, just like serial commands. But it is a little subtle, because a single parallel command can actually raise multiple exceptions (one for each engine the command was run on). To express this idea, we have a `CompositeError` exception class that will be raised in most cases. The `CompositeError` class is a special type of exception that wraps one or more other types of exceptions. Here is how it works:

```
In [78]: dview.block = True

In [79]: dview.execute("1/0")
[0:execute]:
-----
ZeroDivisionError                                Traceback (most recent call last)
----> 1 1/0
ZeroDivisionError: integer division or modulo by zero

[1:execute]:
-----
ZeroDivisionError                                Traceback (most recent call last)
----> 1 1/0
ZeroDivisionError: integer division or modulo by zero

[2:execute]:
-----
ZeroDivisionError                                Traceback (most recent call last)
----> 1 1/0
ZeroDivisionError: integer division or modulo by zero

[3:execute]:
-----
ZeroDivisionError                                Traceback (most recent call last)
----> 1 1/0
ZeroDivisionError: integer division or modulo by zero
```

Notice how the error message printed when `CompositeError` is raised has information about the individual exceptions that were raised on each engine. If you want, you can even raise one of these original exceptions:

```
In [79]: from IPython.parallel import CompositeError

In [80]: try:
....:     dview.execute('1/0', block=True)
```

```

.....: except CompositeError, e:
.....:     e.raise_exception()
.....:
.....:
-----
ZeroDivisionError                                Traceback (most recent call last)
----> 1 1/0
ZeroDivisionError: integer division or modulo by zero

```

If you are working in IPython, you can simple type `%debug` after one of these `CompositeError` exceptions is raised, and inspect the exception instance:

```

In [81]: dview.execute('1/0')
[0:execute]:
-----
ZeroDivisionError                                Traceback (most recent call last)
----> 1 1/0
ZeroDivisionError: integer division or modulo by zero

[1:execute]:
-----
ZeroDivisionError                                Traceback (most recent call last)
----> 1 1/0
ZeroDivisionError: integer division or modulo by zero

[2:execute]:
-----
ZeroDivisionError                                Traceback (most recent call last)
----> 1 1/0
ZeroDivisionError: integer division or modulo by zero

[3:execute]:
-----
ZeroDivisionError                                Traceback (most recent call last)
----> 1 1/0
ZeroDivisionError: integer division or modulo by zero

In [82]: %debug
> /.../site-packages/IPython/parallel/client/asyncresult.py(125)get()
   124         else:
--> 125             raise self._exception
   126         else:

# Here, self._exception is the CompositeError instance:

ipdb> e = self._exception
ipdb> e
CompositeError(4)

# we can tab-complete on e to see available methods:
ipdb> e.<TAB>
e.args          e.message          e.traceback
e.elist         e.msg

```

```

e.ename          e.print_traceback
e.engine_info    e.raise_exception
e.evalue         e.render_traceback

# We can then display the individual tracebacks, if we want:
ipdb> e.print_traceback(1)
[1:execute]:
-----
ZeroDivisionError                                Traceback (most recent call last)
----> 1 1/0
ZeroDivisionError: integer division or modulo by zero

```

Since you might have 100 engines, you probably don't want to see 100 tracebacks for a simple `NameError` because of a typo. For this reason, `CompositeError` truncates the list of exceptions it will print to `CompositeError.tb_limit` (default is five). You can change this limit to suit your needs with:

```

In [20]: from IPython.parallel import CompositeError
In [21]: CompositeError.tb_limit = 1
In [22]: %px x=z
[0:execute]:
-----
NameError                                Traceback (most recent call last)
----> 1 x=z
NameError: name 'z' is not defined

... 3 more exceptions ...

```

All of this same error handling magic even works in non-blocking mode:

```

In [83]: dview.block=False

In [84]: ar = dview.execute('1/0')

In [85]: ar.get()
[0:execute]:
-----
ZeroDivisionError                                Traceback (most recent call last)
----> 1 1/0
ZeroDivisionError: integer division or modulo by zero

... 3 more exceptions ...

```

## 6.4 Parallel Magic Commands

We provide a few IPython magic commands that make it a bit more pleasant to execute Python commands on the engines interactively. These are mainly shortcuts to `DirectView.execute()` and `AsyncResult.display_outputs()` methods respectively.

These magics will automatically become available when you create a Client:

```
In [1]: from IPython.parallel import Client
In [2]: rc = Client()
```

The initially active View will have attributes `targets='all'`, `block=True`, which is a blocking view of all engines, evaluated at request time (adding/removing engines will change where this view's tasks will run).

### 6.4.1 The Magics

#### **%px**

The `%px` magic executes a single Python command on the engines specified by the `targets` attribute of the `DirectView` instance:

```
# import numpy here and everywhere
In [25]: with rc[:].sync_imports():
....:     import numpy
importing numpy on engine(s)

In [27]: %px a = numpy.random.rand(2,2)
Parallel execution on engines: [0, 1, 2, 3]

In [28]: %px numpy.linalg.eigvals(a)
Parallel execution on engines: [0, 1, 2, 3]
Out [0:68]: array([ 0.77120707, -0.19448286])
Out [1:68]: array([ 1.10815921,  0.05110369])
Out [2:68]: array([ 0.74625527, -0.37475081])
Out [3:68]: array([ 0.72931905,  0.07159743])

In [29]: %px print 'hi'
Parallel execution on engine(s): all
[stdout:0] hi
[stdout:1] hi
[stdout:2] hi
[stdout:3] hi
```

Since engines are IPython as well, you can even run magics remotely:

```
In [28]: %px %pylab inline
Parallel execution on engine(s): all
[stdout:0]
Populating the interactive namespace from numpy and matplotlib
[stdout:1]
Populating the interactive namespace from numpy and matplotlib
[stdout:2]
Populating the interactive namespace from numpy and matplotlib
[stdout:3]
Populating the interactive namespace from numpy and matplotlib
```

And once in pylab mode with the inline backend, you can make plots and they will be displayed in your frontend if it supports the inline figures (e.g. notebook or qtconsole):

```
In [40]: %px plot(rand(100))
Parallel execution on engine(s): all
<plot0>
<plot1>
<plot2>
<plot3>
Out[0:79]: [<matplotlib.lines.Line2D at 0x10a6286d0>]
Out[1:79]: [<matplotlib.lines.Line2D at 0x10b9476d0>]
Out[2:79]: [<matplotlib.lines.Line2D at 0x110652750>]
Out[3:79]: [<matplotlib.lines.Line2D at 0x10c6566d0>]
```

## %%px Cell Magic

%%px can be used as a Cell Magic, which accepts some arguments for controlling the execution.

### Targets and Blocking

%%px accepts `--targets` for controlling which engines on which to run, and `--[no]block` for specifying the blocking behavior of this cell, independent of the defaults for the View.

```
In [6]: %%px --targets ::2
...: print "I am even"
...:
Parallel execution on engine(s): [0, 2]
[stdout:0] I am even
[stdout:2] I am even

In [7]: %%px --targets 1
...: print "I am number 1"
...:
Parallel execution on engine(s): 1
I am number 1

In [8]: %%px
...: print "still 'all' by default"
...:
Parallel execution on engine(s): all
[stdout:0] still 'all' by default
[stdout:1] still 'all' by default
[stdout:2] still 'all' by default
[stdout:3] still 'all' by default

In [9]: %%px --noblock
...: import time
...: time.sleep(1)
...: time.time()
...:
Async parallel execution on engine(s): all
Out[9]: <AsyncResult: execute>
```

```
In [10]: %pxresult
Out[0:12]: 1339454561.069116
Out[1:10]: 1339454561.076752
Out[2:12]: 1339454561.072837
Out[3:10]: 1339454561.066665
```

**See also:**

`%pxconfig` accepts these same arguments for changing the *default* values of targets/blocking for the active View.

**Output Display**

`%%px` also accepts a `--group-outputs` argument, which adjusts how the outputs of multiple engines are presented.

**See also:**

`AsyncResult.display_outputs()` for the grouping options.

```
In [50]: %%px --block --group-outputs=engine
....: import numpy as np
....: A = np.random.random((2,2))
....: ev = numpy.linalg.eigvals(A)
....: print ev
....: ev.max()
....:
Parallel execution on engine(s): all
[stdout:0] [ 0.60640442  0.95919621]
Out [0:73]: 0.9591962130899806
[stdout:1] [ 0.38501813  1.29430871]
Out [1:73]: 1.2943087091452372
[stdout:2] [-0.85925141  0.9387692 ]
Out [2:73]: 0.93876920456230284
[stdout:3] [ 0.37998269  1.24218246]
Out [3:73]: 1.2421824618493817
```

**%pxresult**

If you are using `%px` in non-blocking mode, you won't get output. You can use `%pxresult` to display the outputs of the latest command, just as is done when `%px` is blocking:

```
In [39]: dv.block = False

In [40]: %px print 'hi'
Async parallel execution on engine(s): all

In [41]: %pxresult
[stdout:0] hi
[stdout:1] hi
```



```
[stdout:2] hi
[stdout:3] hi
```

`%pxresult` simply calls `AsyncResult.display_outputs()` on the most recent request. It accepts the same output-grouping arguments as `%%px`, so you can use it to view a result in different ways.

## `%autopx`

The `%autopx` magic switches to a mode where everything you type is executed on the engines until you do `%autopx` again.

```
In [30]: dv.block=True

In [31]: %autopx
%autopx enabled

In [32]: max_evals = []

In [33]: for i in range(100):
.....:     a = numpy.random.rand(10,10)
.....:     a = a+a.transpose()
.....:     evals = numpy.linalg.eigvals(a)
.....:     max_evals.append(evals[0].real)
.....:

In [34]: print "Average max eigenvalue is: %f" % (sum(max_evals)/len(max_evals))
[stdout:0] Average max eigenvalue is: 10.193101
[stdout:1] Average max eigenvalue is: 10.064508
[stdout:2] Average max eigenvalue is: 10.055724
[stdout:3] Average max eigenvalue is: 10.086876

In [35]: %autopx
Auto Parallel Disabled
```

## `%pxconfig`

The default targets and blocking behavior for the magics are governed by the `block` and `targets` attribute of the active View. If you have a handle for the view, you can set these attributes directly, but if you don't, you can change them with the `%pxconfig` magic:

```
In [3]: %pxconfig --block

In [5]: %px print 'hi'
Parallel execution on engine(s): all
[stdout:0] hi
[stdout:1] hi
[stdout:2] hi
[stdout:3] hi

In [6]: %pxconfig --targets ::2
```

```
In [7]: %px print 'hi'
Parallel execution on engine(s): [0, 2]
[stdout:0] hi
[stdout:2] hi

In [8]: %pxconfig --noblock

In [9]: %px print 'are you there?'
Async parallel execution on engine(s): [0, 2]
Out[9]: <AsyncResult: execute>

In [10]: %pxresult
[stdout:0] are you there?
[stdout:2] are you there?
```

### 6.4.2 Multiple Active Views

The parallel magics are associated with a particular `DirectView` object. You can change the active view by calling the `activate()` method on any view.

```
In [11]: even = rc[:,2]

In [12]: even.activate()

In [13]: %px print 'hi'
Async parallel execution on engine(s): [0, 2]
Out[13]: <AsyncResult: execute>

In [14]: even.block = True

In [15]: %px print 'hi'
Parallel execution on engine(s): [0, 2]
[stdout:0] hi
[stdout:2] hi
```

When activating a View, you can also specify a *suffix*, so that a whole different set of magics are associated with that view, without replacing the existing ones.

```
# restore the original DirectView to the base %px magics
In [16]: rc.activate()
Out[16]: <DirectView all>

In [17]: even.activate('_even')

In [18]: %px print 'hi all'
Parallel execution on engine(s): all
[stdout:0] hi all
[stdout:1] hi all
[stdout:2] hi all
[stdout:3] hi all
```

```
In [19]: %px_even print "We aren't odd!"
Parallel execution on engine(s): [0, 2]
[stdout:0] We aren't odd!
[stdout:2] We aren't odd!
```

This suffix is applied to the end of all magics, e.g. `%autopx_even`, `%pxresult_even`, etc.

For convenience, the `Client` has a `activate()` method as well, which creates a `DirectView` with `block=True`, activates it, and returns the new `View`.

The initial magics registered when you create a client are the result of a call to `rc.activate()` with default args.

### 6.4.3 Engines as Kernels

Engines are really the same object as the Kernels used elsewhere in IPython, with the minor exception that engines connect to a controller, while regular kernels bind their sockets, listening for connections from a `QtConsole` or other frontends.

Sometimes for debugging or inspection purposes, you would like a `QtConsole` connected to an engine for more direct interaction. You can do this by first instructing the Engine to *also* bind its kernel, to listen for connections:

```
In [50]: %px from IPython.parallel import bind_kernel; bind_kernel()
```

Then, if your engines are local, you can start a `qtconsole` right on the engine(s):

```
In [51]: %px %qtconsole
```

Careful with this one, because if your view is of 16 engines it will start 16 `QtConsoles`!

Or you can view just the connection info, and work out the right way to connect to the engines, depending on where they live and where you are:

```
In [51]: %px %connect_info
Parallel execution on engine(s): all
[stdout:0]
{
  "stdin_port": 60387,
  "ip": "127.0.0.1",
  "hb_port": 50835,
  "key": "eee2dd69-7dd3-4340-bf3e-7e2e22a62542",
  "shell_port": 55328,
  "iopub_port": 58264
}

Paste the above JSON into a file, and connect with:
    $> ipython <app> --existing <file>
or, if you are local, you can connect with just:
    $> ipython <app> --existing kernel-60125.json
or even just:
    $> ipython <app> --existing
if this is the most recent IPython session you have started.
```

```
[stdout:1]
{
  "stdin_port": 61869,
  ...
```

---

**Note:** `%qtconsole` will call `bind_kernel()` on an engine if it hasn't been done already, so you can often skip that first step.

---

## 6.5 The IPython task interface

The task interface to the cluster presents the engines as a fault tolerant, dynamic load-balanced system of workers. Unlike the multiengine interface, in the task interface the user have no direct access to individual engines. By allowing the IPython scheduler to assign work, this interface is simultaneously simpler and more powerful.

Best of all, the user can use both of these interfaces running at the same time to take advantage of their respective strengths. When the user can break up the user's work into segments that do not depend on previous execution, the task interface is ideal. But it also has more power and flexibility, allowing the user to guide the distribution of jobs, without having to assign tasks to engines explicitly.

### 6.5.1 Starting the IPython controller and engines

To follow along with this tutorial, you will need to start the IPython controller and four IPython engines. The simplest way of doing this is to use the **ipcluster** command:

```
$ ipcluster start -n 4
```

For more detailed information about starting the controller and engines, see our *introduction* to using IPython for parallel computing.

### 6.5.2 Creating a `LoadBalancedView` instance

The first step is to import the IPython `IPython.parallel` module and then create a `Client` instance, and we will also be using a `LoadBalancedView`, here called `lview`:

```
In [1]: from IPython.parallel import Client

In [2]: rc = Client()
```

This form assumes that the controller was started on localhost with default configuration. If not, the location of the controller must be given as an argument to the constructor:

```
# for a visible LAN controller listening on an external port:
In [2]: rc = Client('tcp://192.168.1.16:10101')
# or to connect with a specific profile you have set up:
In [3]: rc = Client(profile='mpi')
```

For load-balanced execution, we will make use of a `LoadBalancedView` object, which can be constructed via the client's `load_balanced_view()` method:

```
In [4]: lview = rc.load_balanced_view() # default load-balanced view
```

**See also:**

For more information, see the in-depth explanation of [Views](#).

### 6.5.3 Quick and easy parallelism

In many cases, you simply want to apply a Python function to a sequence of objects, but *in parallel*. Like the multiengine interface, these can be implemented via the task interface. The exact same tools can perform these actions in load-balanced ways as well as multiplexed ways: a parallel version of `map()` and `@parallel()` function decorator. If one specifies the argument `balanced=True`, then they are dynamically load balanced. Thus, if the execution time per item varies significantly, you should use the versions in the task interface.

#### Parallel map

To load-balance `map()`, simply use a `LoadBalancedView`:

```
In [62]: lview.block = True

In [63]: serial_result = map(lambda x:x**10, range(32))

In [64]: parallel_result = lview.map(lambda x:x**10, range(32))

In [65]: serial_result==parallel_result
Out[65]: True
```

#### Parallel function decorator

Parallel functions are just like normal function, but they can be called on sequences and *in parallel*. The multiengine interface provides a decorator that turns any Python function into a parallel function:

```
In [10]: @lview.parallel()
....: def f(x):
....:     return 10.0*x**4
....:

In [11]: f.map(range(32))      # this is done in parallel
Out[11]: [0.0,10.0,160.0,...]
```

### 6.5.4 Dependencies

Often, pure atomic load-balancing is too primitive for your work. In these cases, you may want to associate some kind of `Dependency` that describes when, where, or whether a task can be run. In IPython, we

provide two types of dependencies: *Functional Dependencies* and *Graph Dependencies*

---

**Note:** It is important to note that the pure ZeroMQ scheduler does not support dependencies, and you will see errors or warnings if you try to use dependencies with the pure scheduler.

---

## Functional Dependencies

Functional dependencies are used to determine whether a given engine is capable of running a particular task. This is implemented via a special `Exception` class, `UnmetDependency`, found in `IPython.parallel.error`. Its use is very simple: if a task fails with an `UnmetDependency` exception, then the scheduler, instead of relaying the error up to the client like any other error, catches the error, and submits the task to a different engine. This will repeat indefinitely, and a task will never be submitted to a given engine a second time.

You can manually raise the `UnmetDependency` yourself, but IPython has provided some decorators for facilitating this behavior.

There are two decorators and a class used for functional dependencies:

```
In [9]: from IPython.parallel import depend, require, dependent
```

### @require

The simplest sort of dependency is requiring that a Python module is available. The `@require` decorator lets you define a function that will only run on engines where names you specify are importable:

```
In [10]: @require('numpy', 'zmq')
....: def myfunc():
....:     return dostuff()
```

Now, any time you apply `myfunc()`, the task will only run on a machine that has `numpy` and `pymzmq` available, and when `myfunc()` is called, `numpy` and `zmq` will be imported.

### @depend

The `@depend` decorator lets you decorate any function with any *other* function to evaluate the dependency. The dependency function will be called at the start of the task, and if it returns `False`, then the dependency will be considered unmet, and the task will be assigned to another engine. If the dependency returns *anything other than “False”*, the rest of the task will continue.

```
In [10]: def platform_specific(plat):
....:     import sys
....:     return sys.platform == plat

In [11]: @depend(platform_specific, 'darwin')
....: def mactask():
....:     do_mac_stuff()
```

```
In [12]: @depend(platform_specific, 'nt')
....: def wintask():
....:     do_windows_stuff()
```

In this case, any time you apply `mactask`, it will only run on an OSX machine. `@depend` is just like `apply`, in that it has a `@depend(f, *args, **kwargs)` signature.

## dependents

You don't have to use the decorators on your tasks, if for instance you may want to run tasks with a single function but varying dependencies, you can directly construct the `dependent` object that the decorators use:

## Graph Dependencies

Sometimes you want to restrict the time and/or location to run a given task as a function of the time and/or location of other tasks. This is implemented via a subclass of `set`, called a `Dependency`. A `Dependency` is just a set of `msg_ids` corresponding to tasks, and a few attributes to guide how to decide when the `Dependency` has been met.

The switches we provide for interpreting whether a given dependency set has been met:

**any/all** Whether the dependency is considered met if *any* of the dependencies are done, or only after *all* of them have finished. This is set by a `Dependency`'s `all` boolean attribute, which defaults to `True`.

**success [default: True]** Whether to consider tasks that succeeded as fulfilling dependencies.

**failure [default [False]]** Whether to consider tasks that failed as fulfilling dependencies. using `failure=True, success=False` is useful for setting up cleanup tasks, to be run only when tasks have failed.

Sometimes you want to run a task after another, but only if that task succeeded. In this case, `success` should be `True` and `failure` should be `False`. However sometimes you may not care whether the task succeeds, and always want the second task to run, in which case you should use `success=failure=True`. The default behavior is to only use successes.

There are other switches for interpretation that are made at the *task* level. These are specified via keyword arguments to the client's `apply()` method.

**after,follow** You may want to run a task *after* a given set of dependencies have been run and/or run it *where* another set of dependencies are met. To support this, every task has an `after` dependency to restrict time, and a `follow` dependency to restrict destination.

**timeout** You may also want to set a time-limit for how long the scheduler should wait before a task's dependencies are met. This is done via a `timeout`, which defaults to 0, which indicates that the task should never timeout. If the timeout is reached, and the scheduler still hasn't been able to assign the task to an engine, the task will fail with a `DependencyTimeout`.

**Note:** Dependencies only work within the task scheduler. You cannot instruct a load-balanced task to run after a job submitted via the MUX interface.

---

The simplest form of Dependencies is with `all=True, success=True, failure=False`. In these cases, you can skip using Dependency objects, and just pass `msg_ids` or `AsyncResult` objects as the `follow` and `after` keywords to `client.apply()`:

```
In [14]: client.block=False

In [15]: ar = lview.apply(f, args, kwargs)

In [16]: ar2 = lview.apply(f2)

In [17]: with lview.temp_flags(after=[ar, ar2]):
....:     ar3 = lview.apply(f3)

In [18]: with lview.temp_flags(follow=[ar], timeout=2.5)
....:     ar4 = lview.apply(f3)
```

**See also:**

Some parallel workloads can be described as a [Directed Acyclic Graph](#), or DAG. See [DAG Dependencies](#) for an example demonstrating how to use map a NetworkX DAG onto task dependencies.

### Impossible Dependencies

The schedulers do perform some analysis on graph dependencies to determine whether they are not possible to be met. If the scheduler does discover that a dependency cannot be met, then the task will fail with an `ImpossibleDependency` error. This way, if the scheduler realized that a task can never be run, it won't sit indefinitely in the scheduler clogging the pipeline.

The basic cases that are checked:

- depending on nonexistent messages
- `follow` dependencies were run on more than one machine and `all=True`
- any dependencies failed and `all=True, success=True, failures=False`
- all dependencies failed and `all=False, success=True, failure=False`

**Warning:** This analysis has not been proven to be rigorous, so it is likely possible for tasks to become impossible to run in obscure situations, so a timeout may be a good choice.



## 6.5.5 Retries and Resubmit

### Retries

Another flag for tasks is `retries`. This is an integer, specifying how many times a task should be resubmitted after failure. This is useful for tasks that should still run if their engine was shutdown, or may have some statistical chance of failing. The default is to not retry tasks.

### Resubmit

Sometimes you may want to re-run a task. This could be because it failed for some reason, and you have fixed the error, or because you want to restore the cluster to an interrupted state. For this, the `Client` has a `rc.resubmit()` method. This simply takes one or more `msg_ids`, and returns an `AsyncHubResult` for the result(s). You cannot resubmit a task that is pending - only those that have finished, either successful or unsuccessful.

## 6.5.6 Schedulers

There are a variety of valid ways to determine where jobs should be assigned in a load-balancing situation. In IPython, we support several standard schemes, and even make it easy to define your own. The scheme can be selected via the `scheme` argument to **`ipcontroller`**, or in the `TaskScheduler.schemename` attribute of a controller config object.

The built-in routing schemes:

To select one of these schemes, simply do:

```
$ ipcontroller --scheme=<schemename>
for instance:
$ ipcontroller --scheme=lru
```

**lru:** Least Recently Used

Always assign work to the least-recently-used engine. A close relative of round-robin, it will be fair with respect to the number of tasks, agnostic with respect to runtime of each task.

**plainrandom:** Plain Random

Randomly picks an engine on which to run.

**twobin:** Two-Bin Random

**Requires numpy**

Pick two engines at random, and use the LRU of the two. This is known to be better than plain random in many cases, but requires a small amount of computation.

**leastload:** Least Load

**This is the default scheme**

Always assign tasks to the engine with the fewest outstanding tasks (LRU breaks tie).

weighted: Weighted Two-Bin Random

### Requires numpy

Pick two engines at random using the number of outstanding tasks as inverse weights, and use the one with the lower load.

## Greedy Assignment

Tasks can be assigned greedily as they are submitted. If their dependencies are met, they will be assigned to an engine right away, and multiple tasks can be assigned to an engine at a given time. This limit is set with the `TaskScheduler.hwm` (high water mark) configurable in your `ipcontroller_config.py` config file, with:

```
# the most common choices are:
c.TaskScheduler.hwm = 0 # (minimal latency, default in IPython < 0.13)
# or
c.TaskScheduler.hwm = 1 # (most-informed balancing, default in 0.13)
```

In IPython < 0.13, the default is 0, or no-limit. That is, there is no limit to the number of tasks that can be outstanding on a given engine. This greatly benefits the latency of execution, because network traffic can be hidden behind computation. However, this means that workload is assigned without knowledge of how long each task might take, and can result in poor load-balancing, particularly for submitting a collection of heterogeneous tasks all at once. You can limit this effect by setting `hwm` to a positive integer, 1 being maximum load-balancing (a task will never be waiting if there is an idle engine), and any larger number being a compromise between load-balancing and latency-hiding.

In practice, some users have been confused by having this optimization on by default, so the default value has been changed to 1 in IPython 0.13. This can be slower, but has more obvious behavior and won't result in assigning too many tasks to some engines in heterogeneous cases.

## Pure ZMQ Scheduler

For maximum throughput, the 'pure' scheme is not Python at all, but a C-level `MonitoredQueue` from `PyZMQ`, which uses a `ZeroMQ DEALER` socket to perform all load-balancing. This scheduler does not support any of the advanced features of the `Python Scheduler`.

Disabled features when using the ZMQ Scheduler:

- **Engine unregistration** Task farming will be disabled if an engine unregisters. Further, if an engine is unregistered during computation, the scheduler may not recover.
- **Dependencies** Since there is no Python logic inside the Scheduler, routing decisions cannot be made based on message content.
- **Early destination notification** The Python schedulers know which engine gets which task, and notify the Hub. This allows graceful handling of Engines coming and going. There is no way to know where ZeroMQ messages have gone, so there is no way to know what tasks are on which engine until they *finish*. This makes recovery from engine shutdown very difficult.

---

**Note:** TODO: performance comparisons

---

### 6.5.7 More details

The `LoadBalancedView` has many more powerful features that allow quite a bit of flexibility in how tasks are defined and run. The next places to look are in the following classes:

- `LoadBalancedView`
- `AsyncResult`
- `apply()`
- `dependency`

The following is an overview of how to use these classes together:

1. Create a `Client` and `LoadBalancedView`
2. Define some functions to be run as tasks
3. Submit your tasks to using the `apply()` method of your `LoadBalancedView` instance.
4. Use `Client.get_result()` to get the results of the tasks, or use the `AsyncResult.get()` method of the results to wait for and then receive the results.

**See also:**

A demo of *DAG Dependencies* with NetworkX and IPython.

## 6.6 The AsyncResult object

In non-blocking mode, `apply()` submits the command to be executed and then returns a `AsyncResult` object immediately. The `AsyncResult` object gives you a way of getting a result at a later time through its `get()` method, but it also collects metadata on execution.

### 6.6.1 Beyond multiprocessing's AsyncResult

---

**Note:** The `AsyncResult` object provides a superset of the interface in `multiprocessing.pool.AsyncResult`. See the [official Python documentation](#) for more on the basics of this interface.

---

Our `AsyncResult` objects add a number of convenient features for working with parallel results, beyond what is provided by the original `AsyncResult`.

## get\_dict

First, is `AsyncResult.get_dict()`, which pulls results as a dictionary keyed by `engine_id`, rather than a flat list. This is useful for quickly coordinating or distributing information about all of the engines.

As an example, here is a quick call that gives every engine a dict showing the PID of every other engine:

```
In [10]: ar = rc[:].apply_async(os.getpid)
In [11]: pids = ar.get_dict()
In [12]: rc[:]['pid_map'] = pids
```

This trick is particularly useful when setting up inter-engine communication, as in IPython's `examples/parallel/interengine` examples.

## 6.6.2 Metadata

IPython.parallel tracks some metadata about the tasks, which is stored in the `Client.metadata` dict. The `AsyncResult` object gives you an interface for this information as well, including timestamps `stdout/err`, and engine IDs.

### Timing

IPython tracks various timestamps as `datetime` objects, and the `AsyncResult` object has a few properties that turn these into useful times (in seconds as floats).

For use while the tasks are still pending:

- `ar.elapsed` is just the elapsed seconds since submission, for use before the `AsyncResult` is complete.
- `ar.progress` is the number of tasks that have completed. Fractional progress would be:

```
1.0 * ar.progress / len(ar)
```

- `AsyncResult.wait_interactive()` will wait for the result to finish, but print out status updates on progress and elapsed time while it waits.

For use after the tasks are done:

- `ar.serial_time` is the sum of the computation time of all of the tasks done in parallel.
- `ar.wall_time` is the time between the first task submitted and last result received. This is the actual cost of computation, including IPython overhead.

---

**Note:** `wall_time` is only precise if the `Client` is waiting for results when the task finished, because the `received` timestamp is made when the result is unpacked by the `Client`, triggered by the `spin()` call. If you are doing work in the `Client`, and not waiting/spinning, then `received` might be artificially high.

---

An often interesting metric is the time it actually cost to do the work in parallel relative to the serial computation, and this can be given simply with

```
speedup = ar.serial_time / ar.wall_time
```

### 6.6.3 Map results are iterable!

When an AsyncResult object has multiple results (e.g. the AsyncMapResult object), you can actually iterate through results themselves, and act on them as they arrive:

```
from __future__ import print_function

import time

from IPython import parallel

# create client & view
rc = parallel.Client()
dv = rc[:]
v = rc.load_balanced_view()

# scatter 'id', so id=0,1,2 on engines 0,1,2
dv.scatter('id', rc.ids, flatten=True)
print("Engine IDs: ", dv['id'])

# create a Reference to `id`. This will be a different value on each engine
ref = parallel.Reference('id')
print("sleeping for `id` seconds on each engine")
tic = time.time()
ar = dv.apply(time.sleep, ref)
for i,r in enumerate(ar):
    print("%i: %.3f"%(i, time.time()-tic))

def sleep_here(t):
    import time
    time.sleep(t)
    return id,t

# one call per task
print("running with one call per task")
amr = v.map(sleep_here, [.01*t for t in range(100)])
tic = time.time()
for i,r in enumerate(amr):
    print("task %i on engine %i: %.3f" % (i, r[0], time.time()-tic))

print("running with four calls per task")
# with chunksize, we can have four calls per task
amr = v.map(sleep_here, [.01*t for t in range(100)], chunksize=4)
tic = time.time()
for i,r in enumerate(amr):
    print("task %i on engine %i: %.3f" % (i, r[0], time.time()-tic))

print("running with two calls per task, with unordered results")
# We can even iterate through faster results first, with ordered=False
amr = v.map(sleep_here, [.01*t for t in range(100,0,-1)], ordered=False, chunksize=2)
```

```
tic = time.time()
for i,r in enumerate(amr):
    print("slept %.2fs on engine %i: %.3f" % (r[1], r[0], time.time()-tic))
```

That is to say, if you treat an `AsyncMapResult` as if it were a list of your actual results, it should behave as you would expect, with the only difference being that you can start iterating through the results before they have even been computed.

This lets you do a dumb version of map/reduce with the builtin Python functions, and the only difference between doing this locally and doing it remotely in parallel is using the asynchronous `view.map` instead of the builtin `map`.

Here is a simple one-line RMS (root-mean-square) implemented with Python's builtin map/reduce.

```
In [38]: X = np.linspace(0,100)

In [39]: from math import sqrt

In [40]: add = lambda a,b: a+b

In [41]: sq = lambda x: x*x

In [42]: sqrt(reduce(add, map(sq, X)) / len(X))
Out[42]: 58.028845747399714

In [43]: sqrt(reduce(add, view.map(sq, X)) / len(X))
Out[43]: 58.028845747399714
```

To break that down:

1. `map(sq, X)` Compute the square of each element in the list (locally, or in parallel)
2. `reduce(add, sqX) / len(X)` compute the mean by summing over the list (or `AsyncMapResult`) and dividing by the size
3. take the square root of the resulting number

#### See also:

When `AsyncResult` or the `AsyncMapResult` don't provide what you need (for instance, handling individual results as they arrive, but with metadata), you can always just split the original result's `msg_ids` attribute, and handle them as you like.

For an example of this, see `examples/parallel/customresult.py`

## 6.7 Using MPI with IPython

Often, a parallel algorithm will require moving data between the engines. One way of accomplishing this is by doing a pull and then a push using the multiengine client. However, this will be slow as all the data has to go through the controller to the client and then back through the controller, to its final destination.

A much better way of moving data between engines is to use a message passing library, such as the Message Passing Interface (MPI) [\[MPI\]](#). IPython's parallel computing architecture has been designed from the

ground up to integrate with MPI. This document describes how to use MPI with IPython.

### 6.7.1 Additional installation requirements

If you want to use MPI with IPython, you will need to install:

- A standard MPI implementation such as OpenMPI [*OpenMPI*] or MPICH.
- The mpi4py [*mpi4py*] package.

---

**Note:** The mpi4py package is not a strict requirement. However, you need to have *some* way of calling MPI from Python. You also need some way of making sure that `MPI_Init()` is called when the IPython engines start up. There are a number of ways of doing this and a good number of associated subtleties. We highly recommend just using mpi4py as it takes care of most of these problems. If you want to do something different, let us know and we can help you get started.

---

### 6.7.2 Starting the engines with MPI enabled

To use code that calls MPI, there are typically two things that MPI requires.

1. The process that wants to call MPI must be started using **mpiexec** or a batch system (like PBS) that has MPI support.
2. Once the process starts, it must call `MPI_Init()`.

There are a couple of ways that you can start the IPython engines and get these things to happen.

#### Automatic starting using **mpiexec** and **ipcluster**

The easiest approach is to use the MPI Launchers in **ipcluster**, which will first start a controller and then a set of engines using **mpiexec**:

```
$ ipcluster start -n 4 --engines=MPIEngineSetLauncher
```

This approach is best as interrupting **ipcluster** will automatically stop and clean up the controller and engines.

#### Manual starting using **mpiexec**

If you want to start the IPython engines using the **mpiexec**, just do:

```
$ mpiexec -n 4 ipengine --mpi=mpi4py
```

This requires that you already have a controller running and that the FURL files for the engines are in place. We also have built in support for PyTrilinos [*PyTrilinos*], which can be used (assuming is installed) by starting the engines with:

```
$ mpiexec -n 4 ipengine --mpi=pytrilinos
```

### Automatic starting using PBS and `ipcluster`

The `ipcluster` command also has built-in integration with PBS. For more information on this approach, see our documentation on [ipcluster](#).

### 6.7.3 Actually using MPI

Once the engines are running with MPI enabled, you are ready to go. You can now call any code that uses MPI in the IPython engines. And, all of this can be done interactively. Here we show a simple example that uses `mpi4py` [[mpi4py](#)] version 1.1.0 or later.

First, let's define a simple function that uses MPI to calculate the sum of a distributed array. Save the following text in a file called `psum.py`:

```
from mpi4py import MPI
import numpy as np

def psum(a):
    locsum = np.sum(a)
    rcvBuf = np.array(0.0, 'd')
    MPI.COMM_WORLD.Allreduce([locsum, MPI.DOUBLE],
                             [rcvBuf, MPI.DOUBLE],
                             op=MPI.SUM)
    return rcvBuf
```

Now, start an IPython cluster:

```
$ ipcluster start --profile=mpi -n 4
```

---

**Note:** It is assumed here that the mpi profile has been set up, as described [here](#).

---

Finally, connect to the cluster and use this function interactively. In this case, we create a distributed array and sum up all its elements in a distributed manner using our `psum()` function:

```
In [1]: from IPython.parallel import Client

In [2]: c = Client(profile='mpi')

In [3]: view = c[:]

In [4]: view.activate() # enable magics

# run the contents of the file on each engine:
In [5]: view.run('psum.py')

In [6]: view.scatter('a', np.arange(16, dtype='float'))
```



```

In [7]: view['a']
Out[7]: [array([ 0.,  1.,  2.,  3.]),
         array([ 4.,  5.,  6.,  7.]),
         array([ 8.,  9., 10., 11.]),
         array([12., 13., 14., 15.])]

In [7]: %px totalsum = psum(a)
Parallel execution on engines: [0,1,2,3]

In [8]: view['totalsum']
Out[8]: [120.0, 120.0, 120.0, 120.0]

```

Any Python code that makes calls to MPI can be used in this manner, including compiled C, C++ and Fortran libraries that have been exposed to Python.

## 6.8 IPython's Task Database

### 6.8.1 Enabling a DB Backend

The IPython Hub can store all task requests and results in a database. Currently supported backends are: MongoDB, SQLite, and an in-memory DictDB.

This database behavior is optional due to its potential *Cost*, so you must enable one, either at the command-line:

```
$> ipcontroller --dictb # or --mongodb or --sqllitedb
```

or in your `ipcontroller_config.py`:

```

c.HubFactory.db_class = "DictDB"
c.HubFactory.db_class = "MongoDB"
c.HubFactory.db_class = "SQLiteDB"

```

### 6.8.2 Using the Task Database

The most common use case for this is clients requesting results for tasks they did not submit, via:

```
In [1]: rc.get_result(task_id)
```

However, since we have this DB backend, we provide a direct query method in the `Client` for users who want deeper introspection into their task history. The `db_query()` method of the `Client` is modeled after MongoDB queries, so if you have used MongoDB it should look familiar. In fact, when the MongoDB backend is in use, the query is relayed directly. When using other backends, the interface is emulated and only a subset of queries is possible.

**See also:**

MongoDB query docs: <http://www.mongodb.org/display/DOCS/Querying>

`Client.db_query()` takes a dictionary query object, with keys from the TaskRecord key list, and values of either exact values to test, or MongoDB queries, which are dicts of the form: `{ 'operator' : 'argument(s) ' }`. There is also an optional `keys` argument, that specifies which subset of keys should be retrieved. The default is to retrieve all keys excluding the request and result buffers. `db_query()` returns a list of TaskRecord dicts. Also like MongoDB, the `msg_id` key will always be included, whether requested or not.

TaskRecord keys:

Key	Type	Description
<code>msg_id</code>	<code>uuid(ascii)</code>	The msg ID
<code>header</code>	<code>dict</code>	The request header
<code>content</code>	<code>dict</code>	The request content (likely empty)
<code>buffers</code>	<code>list(bytes)</code>	buffers containing serialized request objects
<code>submitted</code>	<code>datetime</code>	timestamp for time of submission (set by client)
<code>client_uuid</code>	<code>uuid(ascii)</code>	IDENT of client's socket
<code>engine_uuid</code>	<code>uuid(ascii)</code>	IDENT of engine's socket
<code>started</code>	<code>datetime</code>	time task began execution on engine
<code>completed</code>	<code>datetime</code>	time task finished execution (success or failure) on engine
<code>resubmitted</code>	<code>uuid(ascii)</code>	<code>msg_id</code> of resubmitted task (if applicable)
<code>result_header</code>	<code>dict</code>	header for result
<code>result_content</code>	<code>dict</code>	content for result
<code>result_buffers</code>	<code>list(bytes)</code>	buffers containing serialized request objects
<code>queue</code>	<code>str</code>	The name of the queue for the task ('mux' or 'task')
<code>pyin</code>	<code>str</code>	Python input source
<code>pyout</code>	<code>dict</code>	Python output (pyout message content)
<code>pyerr</code>	<code>dict</code>	Python traceback (pyerr message content)
<code>stdout</code>	<code>str</code>	Stream of stdout data
<code>stderr</code>	<code>str</code>	Stream of stderr data

MongoDB operators we emulate on all backends:

Operator	Python equivalent
<code>'\$in'</code>	<code>in</code>
<code>'\$nin'</code>	<code>not in</code>
<code>'\$eq'</code>	<code>==</code>
<code>'\$ne'</code>	<code>!=</code>
<code>'\$ge'</code>	<code>&gt;</code>
<code>'\$gte'</code>	<code>&gt;=</code>
<code>'\$le'</code>	<code>&lt;</code>
<code>'\$lte'</code>	<code>&lt;=</code>

The DB Query is useful for two primary cases:

1. deep polling of task status or metadata
2. selecting a subset of tasks, on which to perform a later operation (e.g. wait on result, purge records, resubmit,...)

### 6.8.3 Example Queries

To get all msg\_ids that are not completed, only retrieving their ID and start time:

```
In [1]: incomplete = rc.db_query({'completed' : None}, keys=['msg_id', 'started'])
```

All jobs started in the last hour by me:

```
In [1]: from datetime import datetime, timedelta

In [2]: hourago = datetime.now() - timedelta(1./24)

In [3]: recent = rc.db_query({'started' : {'$gte' : hourago },
                              'client_uuid' : rc.session.session})
```

All jobs started more than an hour ago, by clients *other than me*:

```
In [3]: recent = rc.db_query({'started' : {'$lte' : hourago },
                              'client_uuid' : {'$ne' : rc.session.session}})
```

Result headers for all jobs on engine 3 or 4:

```
In [1]: uuids = map(rc._engines.get, (3,4))

In [2]: hist34 = rc.db_query({'engine_uuid' : {'$in' : uuids }, keys='result_header')
```

### 6.8.4 Cost

The advantage of the database backends is, of course, that large amounts of data can be stored that won't fit in memory. The basic DictDB 'backend' is actually to just store all of this information in a Python dictionary. This is very fast, but will run out of memory quickly if you move a lot of data around, or your cluster is to run for a long time.

Unfortunately, the DB backends (SQLite and MongoDB) right now are rather slow, and can still consume large amounts of resources, particularly if large tasks or results are being created at a high frequency.

For this reason, we have added NoDB, a dummy backend that doesn't actually store any information. When you use this database, nothing is stored, and any request for results will result in a `KeyError`. This obviously prevents later requests for results and task resubmission from functioning, but sometimes those nice features are not as useful as keeping Hub memory under control.

## 6.9 Security details of IPython

---

**Note:** This section is not thorough, and IPython.kernel.zmq needs a thorough security audit.

---

IPython's `IPython.kernel.zmq` package exposes the full power of the Python interpreter over a TCP/IP network for the purposes of parallel computing. This feature brings up the important question of IPython's

security model. This document gives details about this model and how it is implemented in IPython's architecture.

### 6.9.1 Process and network topology

To enable parallel computing, IPython has a number of different processes that run. These processes are discussed at length in the IPython documentation and are summarized here:

- The IPython *engine*. This process is a full blown Python interpreter in which user code is executed. Multiple engines are started to make parallel computing possible.
- The IPython *hub*. This process monitors a set of engines and schedulers, and keeps track of the state of the processes. It listens for registration connections from engines and clients, and monitor connections from schedulers.
- The IPython *schedulers*. This is a set of processes that relay commands and results between clients and engines. They are typically on the same machine as the controller, and listen for connections from engines and clients, but connect to the Hub.
- The IPython *client*. This process is typically an interactive Python process that is used to coordinate the engines to get a parallel computation done.

Collectively, these processes are called the IPython *cluster*, and the hub and schedulers together are referred to as the *controller*.

These processes communicate over any transport supported by ZeroMQ (tcp,pgm,infiniband,ipc) with a well defined topology. The IPython hub and schedulers listen on sockets. Upon starting, an engine connects to a hub and registers itself, which then informs the engine of the connection information for the schedulers, and the engine then connects to the schedulers. These engine/hub and engine/scheduler connections persist for the lifetime of each engine.

The IPython client also connects to the controller processes using a number of socket connections. As of writing, this is one socket per scheduler (4), and 3 connections to the hub for a total of 7. These connections persist for the lifetime of the client only.

A given IPython controller and set of engines typically has a relatively short lifetime. Typically this lifetime corresponds to the duration of a single parallel simulation performed by a single user. Finally, the hub, schedulers, engines, and client processes typically execute with the permissions of that same user. More specifically, the controller and engines are *not* executed as root or with any other superuser permissions.

### 6.9.2 Application logic

When running the IPython kernel to perform a parallel computation, a user utilizes the IPython client to send Python commands and data through the IPython schedulers to the IPython engines, where those commands are executed and the data processed. The design of IPython ensures that the client is the only access point for the capabilities of the engines. That is, the only way of addressing the engines is through a client.

A user can utilize the client to instruct the IPython engines to execute arbitrary Python commands. These Python commands can include calls to the system shell, access the filesystem, etc., as required by the user's application code. From this perspective, when a user runs an IPython engine on a host, that engine has the

same capabilities and permissions as the user themselves (as if they were logged onto the engine's host with a terminal).

### 6.9.3 Secure network connections

#### Overview

ZeroMQ provides exactly no security. For this reason, users of IPython must be very careful in managing connections, because an open TCP/IP socket presents access to arbitrary execution as the user on the engine machines. As a result, the default behavior of controller processes is to only listen for clients on the loopback interface, and the client must establish SSH tunnels to connect to the controller processes.

**Warning:** If the controller's loopback interface is untrusted, then IPython should be considered vulnerable, and this extends to the loopback of all connected clients, which have opened a loopback port that is redirected to the controller's loopback port.

#### SSH

Since ZeroMQ provides no security, SSH tunnels are the primary source of secure connections. A connector file, such as `ipcontroller-client.json`, will contain information for connecting to the controller, possibly including the address of an ssh-server through which the client is to tunnel. The Client object then creates tunnels using either [\[OpenSSH\]](#) or [\[Paramiko\]](#), depending on the platform. If users do not wish to use OpenSSH or Paramiko, or the tunneling utilities are insufficient, then they may construct the tunnels themselves, and simply connect clients and engines as if the controller were on loopback on the connecting machine.

#### Authentication

To protect users of shared machines, [\[HMAC\]](#) digests are used to sign messages, using a shared key.

The Session object that handles the message protocol uses a unique key to verify valid messages. This can be any value specified by the user, but the default behavior is a pseudo-random 128-bit number, as generated by `uuid.uuid4()`. This key is used to initialize an HMAC object, which digests all messages, and includes that digest as a signature and part of the message. Every message that is unpacked (on Controller, Engine, and Client) will also be digested by the receiver, ensuring that the sender's key is the same as the receiver's. No messages that do not contain this key are acted upon in any way. The key itself is never sent over the network.

There is exactly one shared key per cluster - it must be the same everywhere. Typically, the controller creates this key, and stores it in the private connection files `ipython-{engine|client}.json`. These files are typically stored in the `~/.ipython/profile_<name>/security` directory, and are maintained as readable only by the owner, just as is common practice with a user's keys in their `.ssh` directory.

**Warning:** It is important to note that the signatures protect against unauthorized messages, but, as there is no encryption, provide exactly no protection of data privacy. It is possible, however, to use a custom serialization scheme (via `Session.packer/unpacker` traits) that does incorporate your own encryption scheme.

## 6.9.4 Specific security vulnerabilities

There are a number of potential security vulnerabilities present in IPython's architecture. In this section we discuss those vulnerabilities and detail how the security architecture described above prevents them from being exploited.

### Unauthorized clients

The IPython client can instruct the IPython engines to execute arbitrary Python code with the permissions of the user who started the engines. If an attacker were able to connect their own hostile IPython client to the IPython controller, they could instruct the engines to execute code.

On the first level, this attack is prevented by requiring access to the controller's ports, which are recommended to only be open on loopback if the controller is on an untrusted local network. If the attacker does have access to the Controller's ports, then the attack is prevented by the capabilities based client authentication of the execution key. The relevant authentication information is encoded into the JSON file that clients must present to gain access to the IPython controller. By limiting the distribution of those keys, a user can grant access to only authorized persons, just as with SSH keys.

It is highly unlikely that an execution key could be guessed by an attacker in a brute force guessing attack. A given instance of the IPython controller only runs for a relatively short amount of time (on the order of hours). Thus an attacker would have only a limited amount of time to test a search space of size  $2^{128}$ . For added security, users can have arbitrarily long keys.

**Warning:** If the attacker has gained enough access to intercept loopback connections on *either* the controller or client, then a duplicate message can be sent. To protect against this, recipients only allow each signature once, and consider duplicates invalid. However, the duplicate message could be sent to *another* recipient using the same key, and it would be considered valid.

### Unauthorized engines

If an attacker were able to connect a hostile engine to a user's controller, the user might unknowingly send sensitive code or data to the hostile engine. This attacker's engine would then have full access to that code and data.

This type of attack is prevented in the same way as the unauthorized client attack, through the usage of the capabilities based authentication scheme.

## Unauthorized controllers

It is also possible that an attacker could try to convince a user's IPython client or engine to connect to a hostile IPython controller. That controller would then have full access to the code and data sent between the IPython client and the IPython engines.

Again, this attack is prevented through the capabilities in a connection file, which ensure that a client or engine connects to the correct controller. It is also important to note that the connection files also encode the IP address and port that the controller is listening on, so there is little chance of mistakenly connecting to a controller running on a different IP address and port.

When starting an engine or client, a user must specify the key to use for that connection. Thus, in order to introduce a hostile controller, the attacker must convince the user to use the key associated with the hostile controller. As long as a user is diligent in only using keys from trusted sources, this attack is not possible.

---

**Note:** I may be wrong, the unauthorized controller may be easier to fake than this.

---

### 6.9.5 Other security measures

A number of other measures are taken to further limit the security risks involved in running the IPython kernel.

First, by default, the IPython controller listens on random port numbers. While this can be overridden by the user, in the default configuration, an attacker would have to do a port scan to even find a controller to attack. When coupled with the relatively short running time of a typical controller (on the order of hours), an attacker would have to work extremely hard and extremely *fast* to even find a running controller to attack.

Second, much of the time, especially when run on supercomputers or clusters, the controller is running behind a firewall. Thus, for engines or client to connect to the controller:

- The different processes have to all be behind the firewall.

or:

- The user has to use SSH port forwarding to tunnel the connections through the firewall.

In either case, an attacker is presented with additional barriers that prevent attacking or even probing the system.

### 6.9.6 Summary

IPython's architecture has been carefully designed with security in mind. The capabilities based authentication model, in conjunction with SSH tunneled TCP/IP channels, address the core potential vulnerabilities in the system, while still enabling user's to use the system in open networks.

## 6.10 Getting started with Windows HPC Server 2008

### 6.10.1 Introduction

The Python programming language is an increasingly popular language for numerical computing. This is due to a unique combination of factors. First, Python is a high-level and *interactive* language that is well matched to interactive numerical work. Second, it is easy (often times trivial) to integrate legacy C/C++/Fortran code into Python. Third, a large number of high-quality open source projects provide all the needed building blocks for numerical computing: numerical arrays (NumPy), algorithms (SciPy), 2D/3D Visualization ([matplotlib](#), Mayavi, Chaco), Symbolic Mathematics (Sage, Sympy) and others.

The IPython project is a core part of this open-source toolchain and is focused on creating a comprehensive environment for interactive and exploratory computing in the Python programming language. It enables all of the above tools to be used interactively and consists of two main components:

- An enhanced interactive Python shell with support for interactive plotting and visualization.
- An architecture for interactive parallel computing.

With these components, it is possible to perform all aspects of a parallel computation interactively. This type of workflow is particularly relevant in scientific and numerical computing where algorithms, code and data are continually evolving as the user/developer explores a problem. The broad threads in computing (commodity clusters, multicore, cloud computing, etc.) make these capabilities of IPython particularly relevant.

While IPython is a cross platform tool, it has particularly strong support for Windows based compute clusters running Windows HPC Server 2008. This document describes how to get started with IPython on Windows HPC Server 2008. The content and emphasis here is practical: installing IPython, configuring IPython to use the Windows job scheduler and running example parallel programs interactively. A more complete description of IPython's parallel computing capabilities can be found in IPython's online documentation (<http://ipython.org/documentation.html>).

### 6.10.2 Setting up your Windows cluster

This document assumes that you already have a cluster running Windows HPC Server 2008. Here is a broad overview of what is involved with setting up such a cluster:

1. Install Windows Server 2008 on the head and compute nodes in the cluster.
2. Setup the network configuration on each host. Each host should have a static IP address.
3. On the head node, activate the “Active Directory Domain Services” role and make the head node the domain controller.
4. Join the compute nodes to the newly created Active Directory (AD) domain.
5. Setup user accounts in the domain with shared home directories.
6. Install the HPC Pack 2008 on the head node to create a cluster.
7. Install the HPC Pack 2008 on the compute nodes.



More details about installing and configuring Windows HPC Server 2008 can be found on the Windows HPC Home Page (<http://www.microsoft.com/hpc>). Regardless of what steps you follow to set up your cluster, the remainder of this document will assume that:

- There are domain users that can log on to the AD domain and submit jobs to the cluster scheduler.
- These domain users have shared home directories. While shared home directories are not required to use IPython, they make it much easier to use IPython.

### 6.10.3 Installation of IPython and its dependencies

IPython and all of its dependencies are freely available and open source. These packages provide a powerful and cost-effective approach to numerical and scientific computing on Windows. The following dependencies are needed to run IPython on Windows:

- Python 2.6 or 2.7 (<http://www.python.org>)
- pywin32 (<http://sourceforge.net/projects/pywin32/>)
- PyReadline (<https://launchpad.net/pyreadline>)
- pyzmq (<http://github.com/zeromq/pyzmq/downloads>)
- IPython (<http://ipython.org>)

In addition, the following dependencies are needed to run the demos described in this document.

- NumPy and SciPy (<http://www.scipy.org>)
- matplotlib (<http://matplotlib.org>)

The easiest way of obtaining these dependencies is through the Enthought Python Distribution (EPD) (<http://www.enthought.com/products/epd.php>). EPD is produced by Enthought, Inc. and contains all of these packages and others in a single installer and is available free for academic users. While it is also possible to download and install each package individually, this is a tedious process. Thus, we highly recommend using EPD to install these packages on Windows.

Regardless of how you install the dependencies, here are the steps you will need to follow:

1. Install all of the packages listed above, either individually or using EPD on the head node, compute nodes and user workstations.
2. Make sure that `C:\Python27` and `C:\Python27\Scripts` are in the system `%PATH%` variable on each node.
3. Install the latest development version of IPython. This can be done by downloading the the development version from the IPython website (<http://ipython.org>) and following the installation instructions.

Further details about installing IPython or its dependencies can be found in the online IPython documentation (<http://ipython.org/documentation.html>) Once you are finished with the installation, you can try IPython out by opening a Windows Command Prompt and typing `ipython`. This will start IPython's interactive shell and you should see something like the following:

```
Microsoft Windows [Version 6.0.6001]
Copyright (c) 2006 Microsoft Corporation. All rights reserved.

Z:\>ipython
Python 2.7.2 (default, Jun 12 2011, 15:08:59) [MSC v.1500 32 bit (Intel)]
Type "copyright", "credits" or "license" for more information.

IPython 0.12.dev -- An enhanced Interactive Python.
?          -> Introduction and overview of IPython's features.
%quickref  -> Quick reference.
help       -> Python's own help system.
object?    -> Details about 'object', use 'object??' for extra details.

In [1]:
```

### 6.10.4 Starting an IPython cluster

To use IPython's parallel computing capabilities, you will need to start an IPython cluster. An IPython cluster consists of one controller and multiple engines:

**IPython controller** The IPython controller manages the engines and acts as a gateway between the engines and the client, which runs in the user's interactive IPython session. The controller is started using the **ipcontroller** command.

**IPython engine** IPython engines run a user's Python code in parallel on the compute nodes. Engines are starting using the **ipengine** command.

Once these processes are started, a user can run Python code interactively and in parallel on the engines from within the IPython shell using an appropriate client. This includes the ability to interact with, plot and visualize data from the engines.

IPython has a command line program called **ipcluster** that automates all aspects of starting the controller and engines on the compute nodes. **ipcluster** has full support for the Windows HPC job scheduler, meaning that **ipcluster** can use this job scheduler to start the controller and engines. In our experience, the Windows HPC job scheduler is particularly well suited for interactive applications, such as IPython. Once **ipcluster** is configured properly, a user can start an IPython cluster from their local workstation almost instantly, without having to log on to the head node (as is typically required by Unix based job schedulers). This enables a user to move seamlessly between serial and parallel computations.

In this section we show how to use **ipcluster** to start an IPython cluster using the Windows HPC Server 2008 job scheduler. To make sure that **ipcluster** is installed and working properly, you should first try to start an IPython cluster on your local host. To do this, open a Windows Command Prompt and type the following command:

```
ipcluster start -n 2
```

You should see a number of messages printed to the screen. The result should look something like this:

```
Microsoft Windows [Version 6.1.7600]
Copyright (c) 2009 Microsoft Corporation. All rights reserved.

Z:\>ipcluster start --profile=mycluster
```

```
[IPClusterStart] Using existing profile dir: u'\\\\blue\\domainusers$\\bgranger\\.ipython\\
[IPClusterStart] Starting ipcluster with [daemon=False]
[IPClusterStart] Creating pid file: \\blue\\domainusers$\\bgranger\\.ipython\\profile_mycluster
[IPClusterStart] Writing job description file: \\blue\\domainusers$\\bgranger\\.ipython\\profile_mycluster
[IPClusterStart] Starting Win HPC Job: job submit /jobfile:\\blue\\domainusers$\\bgranger\\.ipython\\profile_mycluster
[IPClusterStart] Starting 15 engines
[IPClusterStart] Writing job description file: \\blue\\domainusers$\\bgranger\\.ipython\\profile_mycluster
[IPClusterStart] Starting Win HPC Job: job submit /jobfile:\\blue\\domainusers$\\bgranger\\.ipython\\profile_mycluster
```

At this point, the controller and two engines are running on your local host. This configuration is useful for testing and for situations where you want to take advantage of multiple cores on your local computer.

Now that we have confirmed that **ipcluster** is working properly, we describe how to configure and run an IPython cluster on an actual compute cluster running Windows HPC Server 2008. Here is an outline of the needed steps:

1. Create a cluster profile using: `ipython profile create mycluster --parallel`
2. Edit configuration files in the directory `.ipython\\cluster_mycluster`
3. Start the cluster using: `ipcluster start --profile=mycluster -n 32`

## Creating a cluster profile

In most cases, you will have to create a cluster profile to use IPython on a cluster. A cluster profile is a name (like “mycluster”) that is associated with a particular cluster configuration. The profile name is used by **ipcluster** when working with the cluster.

Associated with each cluster profile is a cluster directory. This cluster directory is a specially named directory (typically located in the `.ipython` subdirectory of your home directory) that contains the configuration files for a particular cluster profile, as well as log files and security keys. The naming convention for cluster directories is: `profile_<profile name>`. Thus, the cluster directory for a profile named “foo” would be `.ipython\\cluster_foo`.

To create a new cluster profile (named “mycluster”) and the associated cluster directory, type the following command at the Windows Command Prompt:

```
ipython profile create --parallel --profile=mycluster
```

The output of this command is shown in the screenshot below. Notice how **ipcluster** prints out the location of the newly created profile directory:

```
Z:\>ipython profile create mycluster --parallel
[ProfileCreate] Generating default config file: u'\\\\blue\\domainusers$\\bgranger\\.ipython\\
[ProfileCreate] Generating default config file: u'\\\\blue\\domainusers$\\bgranger\\.ipython\\
[ProfileCreate] Generating default config file: u'\\\\blue\\domainusers$\\bgranger\\.ipython\\
[ProfileCreate] Generating default config file: u'\\\\blue\\domainusers$\\bgranger\\.ipython\\
[ProfileCreate] Generating default config file: u'\\\\blue\\domainusers$\\bgranger\\.ipython\\
Z:\>
```

## Configuring a cluster profile

Next, you will need to configure the newly created cluster profile by editing the following configuration files in the cluster directory:

- `ipcluster_config.py`
- `ipcontroller_config.py`
- `ipengine_config.py`

When **ipcluster** is run, these configuration files are used to determine how the engines and controller will be started. In most cases, you will only have to set a few of the attributes in these files.

To configure **ipcluster** to use the Windows HPC job scheduler, you will need to edit the following attributes in the file `ipcluster_config.py`:

```
# Set these at the top of the file to tell ipcluster to use the
# Windows HPC job scheduler.
c.IPClusterStart.controller_launcher_class = 'WindowsHPCControllerLauncher'
c.IPClusterEngines.engine_launcher_class = 'WindowsHPCEngineSetLauncher'

# Set these to the host name of the scheduler (head node) of your cluster.
c.WindowsHPCControllerLauncher.scheduler = 'HEADNODE'
c.WindowsHPCEngineSetLauncher.scheduler = 'HEADNODE'
```

There are a number of other configuration attributes that can be set, but in most cases these will be sufficient to get you started.

**Warning:** If any of your configuration attributes involve specifying the location of shared directories or files, you must make sure that you use UNC paths like `\\host\share`. It is helpful to specify these paths using raw Python strings: `r'\\host\share'` to make sure that the backslashes are properly escaped.

## Starting the cluster profile

Once a cluster profile has been configured, starting an IPython cluster using the profile is simple:

```
ipcluster start --profile=mycluster -n 32
```

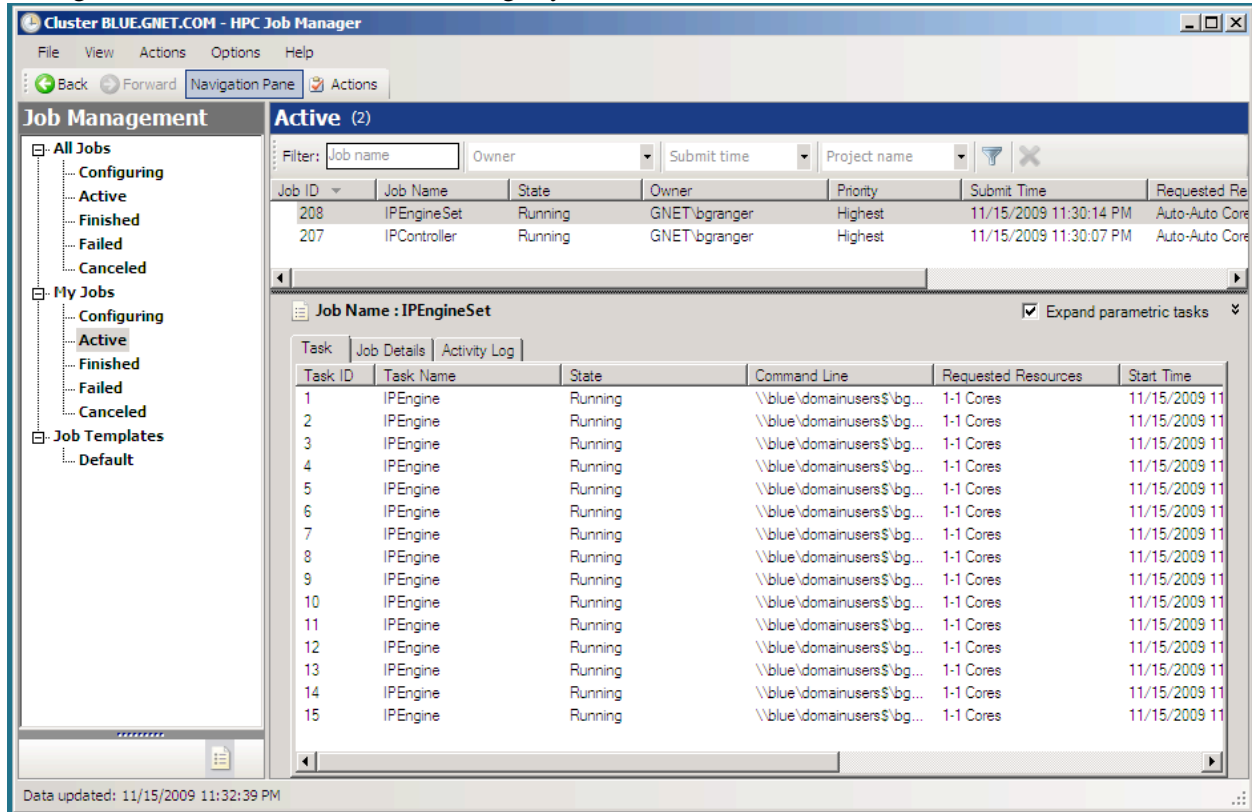
The `-n` option tells **ipcluster** how many engines to start (in this case 32). Stopping the cluster is as simple as typing Control-C.

## Using the HPC Job Manager

When `ipcluster start` is run the first time, **ipcluster** creates two XML job description files in the cluster directory:

- `ipcontroller_job.xml`
- `ipengineset_job.xml`

Once these files have been created, they can be imported into the HPC Job Manager application. Then, the controller and engines for that profile can be started using the HPC Job Manager directly, without using `ipcluster`. However, anytime the cluster profile is re-configured, `ipcluster start` must be run again to regenerate the XML job description files. The following screenshot shows what the HPC Job Manager interface looks like with a running IPython cluster.



### 6.10.5 Performing a simple interactive parallel computation

Once you have started your IPython cluster, you can start to use it. To do this, open up a new Windows Command Prompt and start up IPython's interactive shell by typing:

```
ipython
```

Then you can create a `DirectView` instance for your profile and use the resulting instance to do a simple interactive parallel computation. In the code and screenshot that follows, we take a simple Python function and apply it to each element of an array of integers in parallel using the `DirectView.map()` method:

```
In [1]: from IPython.parallel import *
In [2]: c = Client(profile='mycluster')
In [3]: view = c[:]
In [4]: c.ids
Out[4]: [0, 1, 2, 3, 4, 5, 6, 7, 8, 9, 10, 11, 12, 13, 14]
```

```
In [5]: def f(x):
...:     return x**10

In [6]: view.map(f, range(15))  # f is applied in parallel
Out[6]:
[0,
 1,
1024,
59049,
1048576,
9765625,
60466176,
282475249,
1073741824,
3486784401L,
10000000000L,
25937424601L,
61917364224L,
137858491849L,
289254654976L]
```

The `map()` method has the same signature as Python's builtin `map()` function, but runs the calculation in parallel. More involved examples of using `DirectVew` are provided in the examples that follow.

## 6.11 Parallel examples

In this section we describe two more involved examples of using an IPython cluster to perform a parallel computation. We will be doing some plotting, so we start IPython with matplotlib integration by typing:

```
ipython --matplotlib
```

at the system command line. Or you can enable matplotlib integration at any point with:

```
In [1]: %matplotlib
```

### 6.11.1 150 million digits of pi

In this example we would like to study the distribution of digits in the number pi (in base 10). While it is not known if pi is a normal number (a number is normal in base 10 if 0-9 occur with equal likelihood) numerical investigations suggest that it is. We will begin with a serial calculation on 10,000 digits of pi and then perform a parallel calculation involving 150 million digits.

In both the serial and parallel calculation we will be using functions defined in the `pidigits.py` file, which is available in the `examples/parallel` directory of the IPython source distribution. These functions provide basic facilities for working with the digits of pi and can be loaded into IPython by putting `pidigits.py` in your current working directory and then doing:

```
In [1]: run pidigits.py
```

## Serial calculation

For the serial calculation, we will use [SymPy](#) to calculate 10,000 digits of pi and then look at the frequencies of the digits 0-9. Out of 10,000 digits, we expect each digit to occur 1,000 times. While SymPy is capable of calculating many more digits of pi, our purpose here is to set the stage for the much larger parallel calculation.

In this example, we use two functions from `pidigits.py`: `one_digit_freqs()` (which calculates how many times each digit occurs) and `plot_one_digit_freqs()` (which uses Matplotlib to plot the result). Here is an interactive IPython session that uses these functions with SymPy:

```
In [7]: import sympy

In [8]: pi = sympy.pi.evalf(40)

In [9]: pi
Out[9]: 3.141592653589793238462643383279502884197

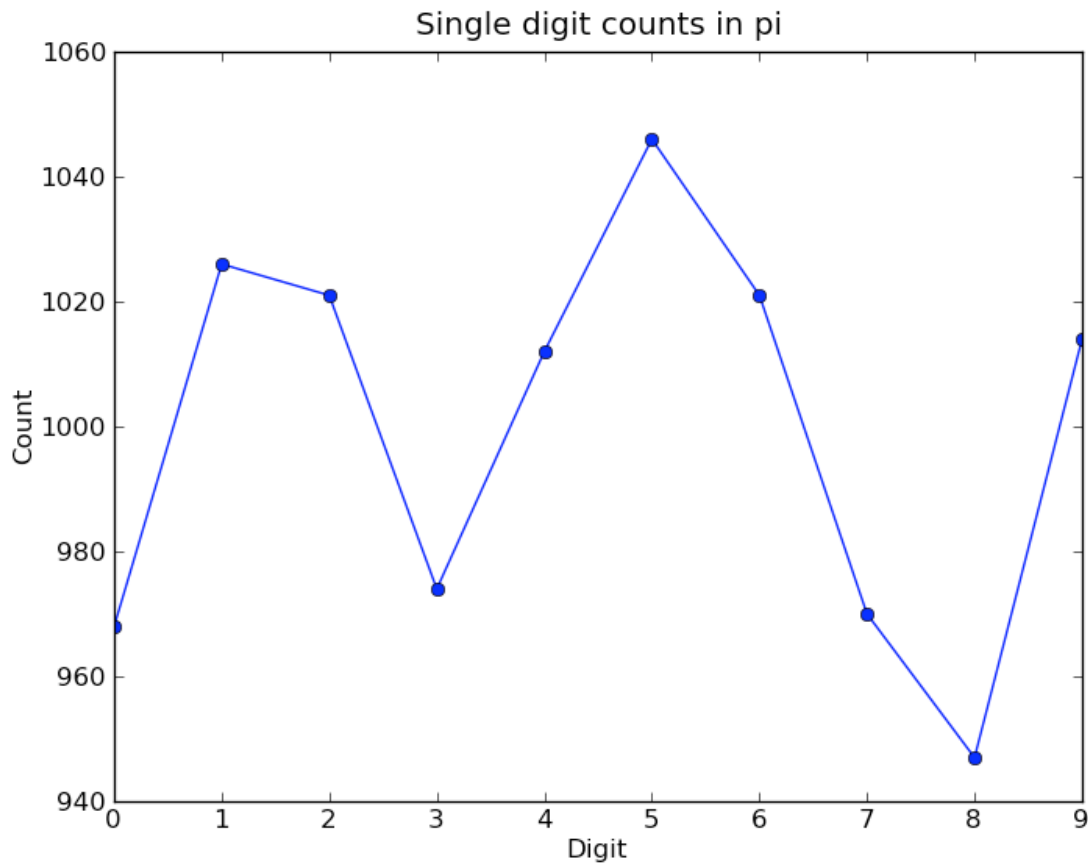
In [10]: pi = sympy.pi.evalf(10000)

In [11]: digits = (d for d in str(pi)[2:]) # create a sequence of digits

In [13]: freqs = one_digit_freqs(digits)

In [14]: plot_one_digit_freqs(freqs)
Out[14]: [<matplotlib.lines.Line2D object at 0x18a55290>]
```

The resulting plot of the single digit counts shows that each digit occurs approximately 1,000 times, but that with only 10,000 digits the statistical fluctuations are still rather large:



It is clear that to reduce the relative fluctuations in the counts, we need to look at many more digits of pi. That brings us to the parallel calculation.

### Parallel calculation

Calculating many digits of pi is a challenging computational problem in itself. Because we want to focus on the distribution of digits in this example, we will use pre-computed digit of pi from the website of Professor Yasumasa Kanada at the University of Tokyo (<http://www.super-computing.org>). These digits come in a set of text files (<ftp://pi.super-computing.org/.2/pi200m/>) that each have 10 million digits of pi.

For the parallel calculation, we have copied these files to the local hard drives of the compute nodes. A total of 15 of these files will be used, for a total of 150 million digits of pi. To make things a little more interesting we will calculate the frequencies of all 2 digits sequences (00-99) and then plot the result using a 2D matrix in Matplotlib.

The overall idea of the calculation is simple: each IPython engine will compute the two digit counts for the digits in a single file. Then in a final step the counts from each engine will be added up. To perform this calculation, we will need two top-level functions from `pidigits.py`:

```
"""
d = txt_file_to_digits(filename)
freqs = one_digit_freqs(d)
```



```

    return freqs

def compute_two_digit_freqs(filename):
    """
    Read digits of pi from a file and compute the 2 digit frequencies.
    """
    d = txt_file_to_digits(filename)
    freqs = two_digit_freqs(d)
    return freqs

def reduce_freqs(freqlist):
    """
    Add up a list of freq counts to get the total counts.

```

We will also use the `plot_two_digit_freqs()` function to plot the results. The code to run this calculation in parallel is contained in `examples/parallel/parallempi.py`. This code can be run in parallel using IPython by following these steps:

1. Use **ipcluster** to start 15 engines. We used 16 cores of an SGE linux cluster (1 controller + 15 engines).
2. With the file `parallempi.py` in your current working directory, open up IPython, enable matplotlib, and type `run parallempi.py`. This will download the pi files via ftp the first time you run it, if they are not present in the Engines' working directory.

When run on our 16 cores, we observe a speedup of 14.2x. This is slightly less than linear scaling (16x) because the controller is also running on one of the cores.

To emphasize the interactive nature of IPython, we now show how the calculation can also be run by simply typing the commands from `parallempi.py` interactively into IPython:

```

In [1]: from IPython.parallel import Client

# The Client allows us to use the engines interactively.
# We simply pass Client the name of the cluster profile we
# are using.
In [2]: c = Client(profile='mycluster')
In [3]: v = c[:]

In [3]: c.ids
Out[3]: [0, 1, 2, 3, 4, 5, 6, 7, 8, 9, 10, 11, 12, 13, 14]

In [4]: run pidigits.py

In [5]: filestring = 'pi200m.ascii.%(i)02dof20'

# Create the list of files to process.
In [6]: files = [filestring % {'i':i} for i in range(1,16)]

In [7]: files
Out[7]:
['pi200m.ascii.01of20',
 'pi200m.ascii.02of20',
 'pi200m.ascii.03of20',

```

```
'pi200m.ascii.04of20',
'pi200m.ascii.05of20',
'pi200m.ascii.06of20',
'pi200m.ascii.07of20',
'pi200m.ascii.08of20',
'pi200m.ascii.09of20',
'pi200m.ascii.10of20',
'pi200m.ascii.11of20',
'pi200m.ascii.12of20',
'pi200m.ascii.13of20',
'pi200m.ascii.14of20',
'pi200m.ascii.15of20']

# download the data files if they don't already exist:
In [8]: v.map(fetch_pi_file, files)

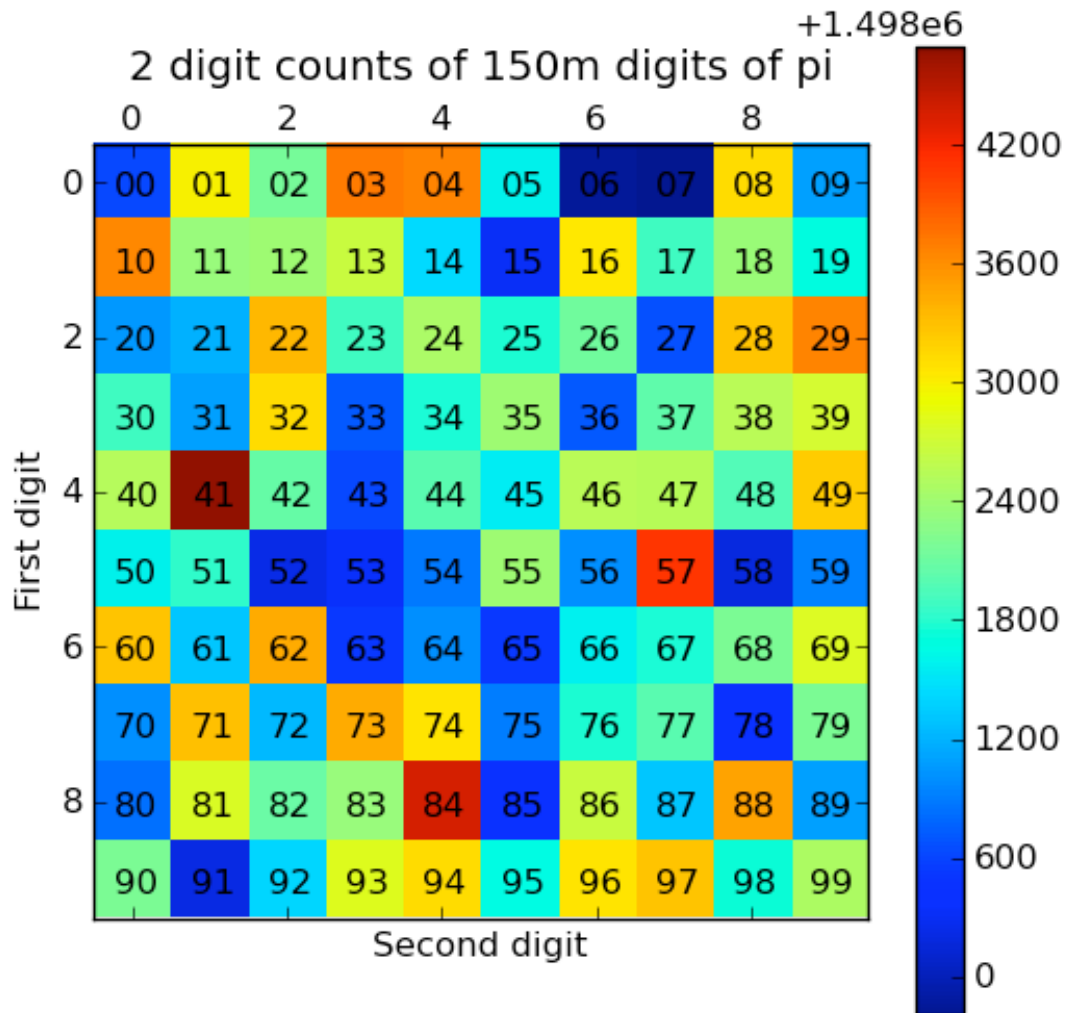
# This is the parallel calculation using the Client.map method
# which applies compute_two_digit_freqs to each file in files in parallel.
In [9]: freqs_all = v.map(compute_two_digit_freqs, files)

# Add up the frequencies from each engine.
In [10]: freqs = reduce_freqs(freqs_all)

In [11]: plot_two_digit_freqs(freqs)
Out[11]: <matplotlib.image.AxesImage object at 0x18beb110>

In [12]: plt.title('2 digit counts of 150m digits of pi')
Out[12]: <matplotlib.text.Text object at 0x18d1f9b0>
```

The resulting plot generated by Matplotlib is shown below. The colors indicate which two digit sequences are more (red) or less (blue) likely to occur in the first 150 million digits of pi. We clearly see that the sequence “41” is most likely and that “06” and “07” are least likely. Further analysis would show that the relative size of the statistical fluctuations have decreased compared to the 10,000 digit calculation.



### 6.11.2 Conclusion

To conclude these examples, we summarize the key features of IPython's parallel architecture that have been demonstrated:

- Serial code can be parallelized often with only a few extra lines of code. We have used the `DirectView` and `LoadBalancedView` classes for this purpose.
- The resulting parallel code can be run without ever leaving the IPython's interactive shell.
- Any data computed in parallel can be explored interactively through visualization or further numerical calculations.

- We have run these examples on a cluster running RHEL 5 and Sun GridEngine. IPython's built in support for SGE (and other batch systems) makes it easy to get started with IPython's parallel capabilities.

## 6.12 DAG Dependencies

Often, parallel workflow is described in terms of a [Directed Acyclic Graph](#) or DAG. A popular library for working with Graphs is [NetworkX](#). Here, we will walk through a demo mapping a nx DAG to task dependencies.

The full script that runs this demo can be found in `examples/parallel/dagdeps.py`.

### 6.12.1 Why are DAGs good for task dependencies?

The 'G' in DAG is 'Graph'. A Graph is a collection of **nodes** and **edges** that connect the nodes. For our purposes, each node would be a task, and each edge would be a dependency. The 'D' in DAG stands for 'Directed'. This means that each edge has a direction associated with it. So we can interpret the edge (a,b) as meaning that b depends on a, whereas the edge (b,a) would mean a depends on b. The 'A' is 'Acyclic', meaning that there must not be any closed loops in the graph. This is important for dependencies, because if a loop were closed, then a task could ultimately depend on itself, and never be able to run. If your workflow can be described as a DAG, then it is impossible for your dependencies to cause a deadlock.

### 6.12.2 A Sample DAG

Here, we have a very simple 5-node DAG:

With NetworkX, an arrow is just a fattened bit on the edge. Here, we can see that task 0 depends on nothing, and can run immediately. 1 and 2 depend on 0; 3 depends on 1 and 2; and 4 depends only on 1.

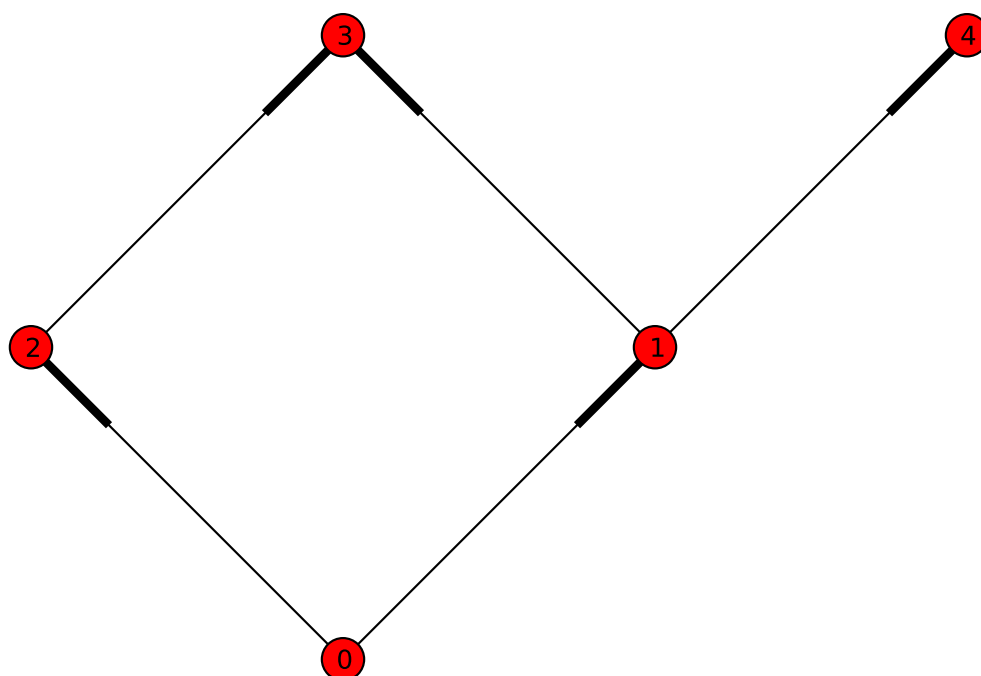
A possible sequence of events for this workflow:

0. Task 0 can run right away
1. 0 finishes, so 1,2 can start
2. 1 finishes, 3 is still waiting on 2, but 4 can start right away
3. 2 finishes, and 3 can finally start

Further, taking failures into account, assuming all dependencies are run with the default `success=True, failure=False`, the following cases would occur for each node's failure:

0. fails: all other tasks fail as Impossible
1. 2 can still succeed, but 3,4 are unreachable
2. 3 becomes unreachable, but 4 is unaffected
3. and 4. are terminal, and can have no effect on other nodes

The code to generate the simple DAG:



```
import networkx as nx

G = nx.DiGraph()

# add 5 nodes, labeled 0-4:
map(G.add_node, range(5))
# 1,2 depend on 0:
G.add_edge(0,1)
G.add_edge(0,2)
# 3 depends on 1,2
G.add_edge(1,3)
G.add_edge(2,3)
# 4 depends on 1
G.add_edge(1,4)

# now draw the graph:
pos = { 0 : (0,0), 1 : (1,1), 2 : (-1,1),
        3 : (0,2), 4 : (2,2)}
nx.draw(G, pos, edge_color='r')
```

For demonstration purposes, we have a function that generates a random DAG with a given number of nodes and edges.

```
def random_dag(nodes, edges):
    """Generate a random Directed Acyclic Graph (DAG) with a given number of nodes and edges"""
    G = nx.DiGraph()
    for i in range(nodes):
        G.add_node(i)
    while edges > 0:
        a = randint(0,nodes-1)
        b=a
        while b==a:
            b = randint(0,nodes-1)
        G.add_edge(a,b)
        if nx.is_directed_acyclic_graph(G):
            edges -= 1
        else:
            # we closed a loop!
            G.remove_edge(a,b)
    return G
```

So first, we start with a graph of 32 nodes, with 128 edges:

```
In [2]: G = random_dag(32,128)
```

Now, we need to build our dict of jobs corresponding to the nodes on the graph:

```
In [3]: jobs = {}

# in reality, each job would presumably be different
# randomwait is just a function that sleeps for a random interval
In [4]: for node in G:
...:     jobs[node] = randomwait
```

Once we have a dict of jobs matching the nodes on the graph, we can start submitting jobs, and linking up the dependencies. Since we don't know a job's `msg_id` until it is submitted, which is necessary for building dependencies, it is critical that we don't submit any jobs before other jobs it may depend on. Fortunately, NetworkX provides a `topological_sort()` method which ensures exactly this. It presents an iterable, that guarantees that when you arrive at a node, you have already visited all the nodes it on which it depends:

```
In [5]: rc = Client()
In [5]: view = rc.load_balanced_view()

In [6]: results = {}

In [7]: for node in nx.topological_sort(G):
...:     # get list of AsyncResult objects from nodes
...:     # leading into this one as dependencies
...:     deps = [ results[n] for n in G.predecessors(node) ]
...:     # submit and store AsyncResult object
...:     with view.temp_flags(after=deps, block=False):
...:         results[node] = view.apply(jobs[node])
```

Now that we have submitted all the jobs, we can wait for the results:

```
In [8]: view.wait(results.values())
```

Now, at least we know that all the jobs ran and did not fail (`r.get()` would have raised an error if a task failed). But we don't know that the ordering was properly respected. For this, we can use the `metadata` attribute of each `AsyncResult`.

These objects store a variety of metadata about each task, including various timestamps. We can validate that the dependencies were respected by checking that each task was started after all of its predecessors were completed:

```
def validate_tree(G, results):
    """Validate that jobs executed after their dependencies."""
    for node in G:
        started = results[node].metadata.started
        for parent in G.predecessors(node):
            finished = results[parent].metadata.completed
            assert started > finished, "%s should have happened after %s"%(node, parent)
```

We can also validate the graph visually. By drawing the graph with each node's x-position as its start time, all arrows must be pointing to the right if dependencies were respected. For spreading, the y-position will be the runtime of the task, so long tasks will be at the top, and quick, small tasks will be at the bottom.

```
In [10]: from matplotlib.dates import date2num

In [11]: from matplotlib.cm import gist_rainbow

In [12]: pos = {}; colors = {}

In [12]: for node in G:
...:     md = results[node].metadata
...:     start = date2num(md.started)
...:     runtime = date2num(md.completed) - start
...:     pos[node] = (start, runtime)
```

```
....:     colors[node] = md.engine_id

In [13]: nx.draw(G, pos, node_list=colors.keys(), node_color=colors.values(),
....:     cmap=gist_rainbow)
```

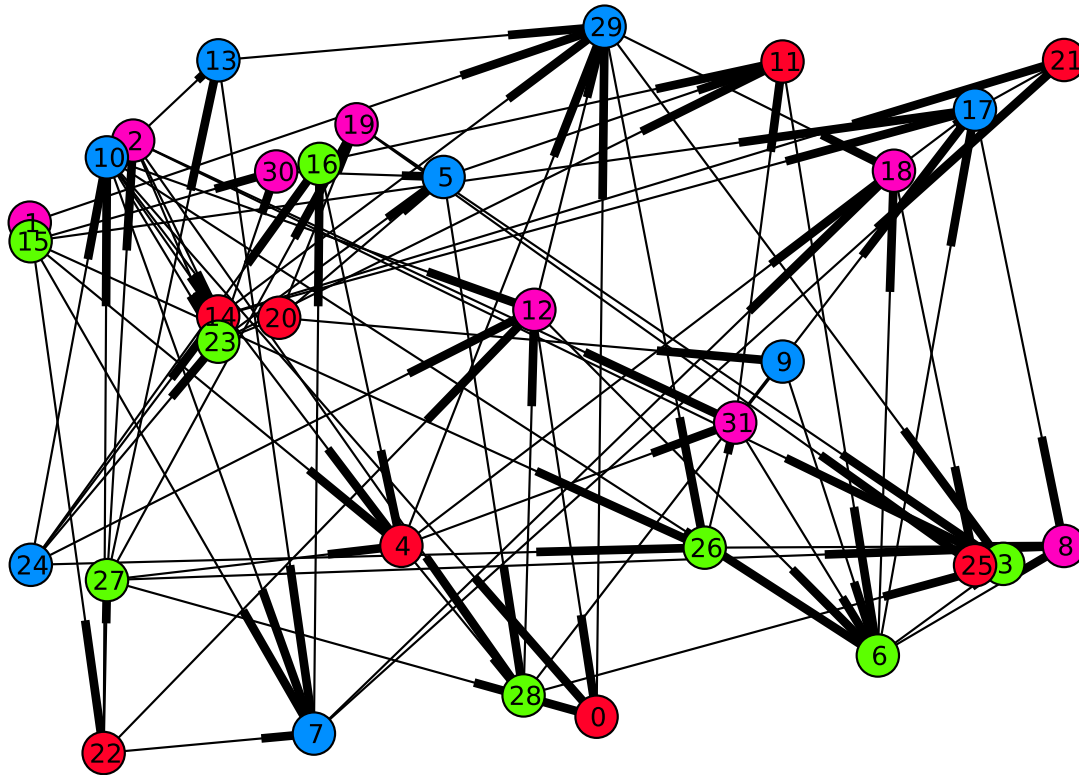


Fig. 6.1: Time started on x, runtime on y, and color-coded by engine-id (in this case there were four engines). Edges denote dependencies.

## 6.13 Details of Parallel Computing with IPython

---

**Note:** There are still many sections to fill out in this doc

---

### 6.13.1 Caveats

First, some caveats about the detailed workings of parallel computing with OMQ and IPython.



## Non-copying sends and numpy arrays

When numpy arrays are passed as arguments to apply or via data-movement methods, they are not copied. This means that you must be careful if you are sending an array that you intend to work on. PyZMQ does allow you to track when a message has been sent so you can know when it is safe to edit the buffer, but IPython only allows for this.

It is also important to note that the non-copying receive of a message is *read-only*. That means that if you intend to work in-place on an array that you have sent or received, you must copy it. This is true for both numpy arrays sent to engines and numpy arrays retrieved as results.

The following will fail:

```
In [3]: A = numpy.zeros(2)

In [4]: def setter(a):
...:     a[0]=1
...:     return a

In [5]: rc[0].apply_sync(setter, A)
-----
RuntimeError                                Traceback (most recent call last)<string> in <module>
<ipython-input-12-c3e7afeb3075> in setter(a)
RuntimeError: array is not writeable
```

If you do need to edit the array in-place, just remember to copy the array if it's read-only. The `ndarray.flags.writeable` flag will tell you if you can write to an array.

```
In [3]: A = numpy.zeros(2)

In [4]: def setter(a):
...:     """only copy read-only arrays"""
...:     if not a.flags.writeable:
...:         a=a.copy()
...:     a[0]=1
...:     return a

In [5]: rc[0].apply_sync(setter, A)
Out[5]: array([ 1.,  0.])

# note that results will also be read-only:
In [6]: _.flags.writeable
Out[6]: False
```

If you want to safely edit an array in-place after *sending* it, you must use the `track=True` flag. IPython always performs non-copying sends of arrays, which return immediately. You must instruct IPython track those messages *at send time* in order to know for sure that the send has completed. AsyncResults have a `sent` property, and `wait_on_send()` method for checking and waiting for OMQ to finish with a buffer.

```
In [5]: A = numpy.random.random((1024,1024))

In [6]: view.track=True
```

```
In [7]: ar = view.apply_async(lambda x: 2*x, A)

In [8]: ar.sent
Out[8]: False

In [9]: ar.wait_on_send() # blocks until sent is True
```

## What is sendable?

If IPython doesn't know what to do with an object, it will pickle it. There is a short list of objects that are not pickled: buffers, str/bytes objects, and numpy arrays. These are handled specially by IPython in order to prevent the copying of data. Sending bytes or numpy arrays will result in exactly zero in-memory copies of your data (unless the data is very small).

If you have an object that provides a Python buffer interface, then you can always send that buffer without copying - and reconstruct the object on the other side in your own code. It is possible that the object reconstruction will become extensible, so you can add your own non-copying types, but this does not yet exist.

## Closures

Just about anything in Python is pickleable. The one notable exception is objects (generally functions) with *closures*. Closures can be a complicated topic, but the basic principal is that functions that refer to variables in their parent scope have closures.

An example of a function that uses a closure:

```
def f(a):
    def inner():
        # inner will have a closure
        return a
    return inner

f1 = f(1)
f2 = f(2)
f1() # returns 1
f2() # returns 2
```

f1 and f2 will have closures referring to the scope in which inner was defined, because they use the variable 'a'. As a result, you would not be able to send f1 or f2 with IPython. Note that you *would* be able to send f. This is only true for interactively defined functions (as are often used in decorators), and only when there are variables used inside the inner function, that are defined in the outer function. If the names are *not* in the outer function, then there will not be a closure, and the generated function will look in `globals()` for the name:

```
def g(b):
    # note that `b` is not referenced in inner's scope
    def inner():
        # this inner will not have a closure
        return a
```

```

    return inner
g1 = g(1)
g2 = g(2)
g1() # raises NameError on 'a'
a=5
g2() # returns 5

```

`g1` and `g2` will be sendable with IPython, and will treat the engine's namespace as `globals()`. The `pull()` method is implemented based on this principle. If we did not provide `pull`, you could implement it yourself with `apply`, by simply returning objects out of the global namespace:

```

In [10]: view.apply(lambda : a)

# is equivalent to
In [11]: view.pull('a')

```

### 6.13.2 Running Code

There are two principal units of execution in Python: strings of Python code (e.g. `'a=5'`), and Python functions. IPython is designed around the use of functions via the core Client method, called `apply`.

#### Apply

The principal method of remote execution is `apply()`, of `View` objects. The Client provides the full execution and communication API for engines via its low-level `send_apply_message()` method, which is used by all higher level methods of its Views.

**f** [function] The function to be called remotely

**args** [tuple/list] The positional arguments passed to `f`

**kwargs** [dict] The keyword arguments passed to `f`

flags for all views:

**block** [bool (default: `view.block`)] Whether to wait for the result, or return immediately.

**False:** returns `AsyncResult`

**True:** returns actual result(s) of `f(*args, **kwargs)`

**if multiple targets:** list of results, matching `targets`

**track** [bool [default `view.track`]] whether to track non-copying sends.

**targets** [int,list of ints, 'all', None [default `view.targets`]] Specify the destination of the job.

**if 'all' or None:** Run on all active engines

**if list:** Run on each specified engine

**if int:** Run on single engine

Note that `LoadBalancedView` uses `targets` to restrict possible destinations. `LoadBalanced` calls will always execute in just one location.

flags only in `LoadBalancedViews`:

**after** [Dependency or collection of `msg_ids`] Only for load-balanced execution (`targets=None`) Specify a list of `msg_ids` as a time-based dependency. This job will only be run *after* the dependencies have been met.

**follow** [Dependency or collection of `msg_ids`] Only for load-balanced execution (`targets=None`) Specify a list of `msg_ids` as a location-based dependency. This job will only be run on an engine where this dependency is met.

**timeout** [float/int or None] Only for load-balanced execution (`targets=None`) Specify an amount of time (in seconds) for the scheduler to wait for dependencies to be met before failing with a `DependencyTimeout`.

### execute and run

For executing strings of Python code, `DirectView`'s also provide an `execute()` and a `run()` method, which rather than take functions and arguments, take simple strings. `execute` simply takes a string of Python code to execute, and sends it to the Engine(s). `run` is the same as `execute`, but for a *file*, rather than a string. It is simply a wrapper that does something very similar to `execute(open(f).read())`.

---

**Note:** TODO: Examples for `execute` and `run`

---

### 6.13.3 Views

The principal extension of the `Client` is the `View` class. The client is typically a singleton for connecting to a cluster, and presents a low-level interface to the Hub and Engines. Most real usage will involve creating one or more `View` objects for working with engines in various ways.

#### DirectView

The `DirectView` is the class for the IPython *Multiplexing Interface*.

#### Creating a DirectView

`DirectViews` can be created in two ways, by index access to a client, or by a client's `view()` method. Index access to a `Client` works in a few ways. First, you can create `DirectViews` to single engines simply by accessing the client by engine id:

```
In [2]: rc[0]
Out[2]: <DirectView 0>
```

You can also create a `DirectView` with a list of engines:

```
In [2]: rc[0,1,2]
Out[2]: <DirectView [0,1,2]>
```

Other methods for accessing elements, such as slicing and negative indexing, work by passing the index directly to the client's `ids` list, so:

```
# negative index
In [2]: rc[-1]
Out[2]: <DirectView 3>

# or slicing:
In [3]: rc[:,2]
Out[3]: <DirectView [0,2]>
```

are always the same as:

```
In [2]: rc[rc.ids[-1]]
Out[2]: <DirectView 3>

In [3]: rc[rc.ids[:,2]]
Out[3]: <DirectView [0,2]>
```

Also note that the slice is evaluated at the time of construction of the `DirectView`, so the targets will not change over time if engines are added/removed from the cluster.

### Execution via `DirectView`

The `DirectView` is the simplest way to work with one or more engines directly (hence the name).

For instance, to get the process ID of all your engines:

```
In [5]: import os

In [6]: dview.apply_sync(os.getpid)
Out[6]: [1354, 1356, 1358, 1360]
```

Or to see the hostname of the machine they are on:

```
In [5]: import socket

In [6]: dview.apply_sync(socket.gethostname)
Out[6]: ['tesla', 'tesla', 'edison', 'edison', 'edison']
```

---

**Note:** TODO: expand on direct execution

---

### Data movement via `DirectView`

Since a Python namespace is just a `dict`, `DirectView` objects provide dictionary-style access by key and methods such as `get()` and `update()` for convenience. This make the remote namespaces of the

engines appear as a local dictionary. Underneath, these methods call `apply()`:

```
In [51]: dview['a']=['foo','bar']

In [52]: dview['a']
Out[52]: [ ['foo', 'bar'], ['foo', 'bar'], ['foo', 'bar'], ['foo', 'bar'] ]
```

### Scatter and gather

Sometimes it is useful to partition a sequence and push the partitions to different engines. In MPI language, this is known as scatter/gather and we follow that terminology. However, it is important to remember that in IPython's `Client` class, `scatter()` is from the interactive IPython session to the engines and `gather()` is from the engines back to the interactive IPython session. For scatter/gather operations between engines, MPI should be used:

```
In [58]: dview.scatter('a',range(16))
Out[58]: [None,None,None,None]

In [59]: dview['a']
Out[59]: [ [0, 1, 2, 3], [4, 5, 6, 7], [8, 9, 10, 11], [12, 13, 14, 15] ]

In [60]: dview.gather('a')
Out[60]: [0, 1, 2, 3, 4, 5, 6, 7, 8, 9, 10, 11, 12, 13, 14, 15]
```

### Push and pull

```
push()

pull()
```

---

**Note:** TODO: write this section

---

### LoadBalancedView

The `LoadBalancedView` is the class for load-balanced execution via the task scheduler. These views always run tasks on exactly one engine, but let the scheduler determine where that should be, allowing load-balancing of tasks. The `LoadBalancedView` does allow you to specify restrictions on where and when tasks can execute, for more complicated load-balanced workflows.

#### 6.13.4 Data Movement

Since the `LoadBalancedView` does not know where execution will take place, explicit data movement methods like `push/pull` and `scatter/gather` do not make sense, and are not provided.

## 6.13.5 Results

### AsyncResult

Our primary representation of the results of remote execution is the `AsyncResult` object, based on the object of the same name in the built-in `multiprocessing.pool` module. Our version provides a superset of that interface.

The basic principle of the `AsyncResult` is the encapsulation of one or more results not yet completed. Execution methods (including data movement, such as push/pull) will all return `AsyncResult`s when `block=False`.

### The `mp.pool.AsyncResult` interface

The basic interface of the `AsyncResult` is exactly that of the `AsyncResult` in `multiprocessing.pool`, and consists of four methods:

#### **class `AsyncResult`**

The stdlib `AsyncResult` spec

#### **`wait([timeout])`**

Wait until the result is available or until *timeout* seconds pass. This method always returns `None`.

#### **`ready()`**

Return whether the call has completed.

#### **`successful()`**

Return whether the call completed without raising an exception. Will raise `AssertionError` if the result is not ready.

#### **`get([timeout])`**

Return the result when it arrives. If *timeout* is not `None` and the result does not arrive within *timeout* seconds then `TimeoutError` is raised. If the remote call raised an exception then that exception will be reraised as a `RemoteError` by *get()*.

While an `AsyncResult` is not done, you can check on it with its `ready()` method, which will return whether the AR is done. You can also wait on an `AsyncResult` with its `wait()` method. This method blocks until the result arrives. If you don't want to wait forever, you can pass a timeout (in seconds) as an argument to `wait()`. `wait()` will *always return None*, and should never raise an error.

`ready()` and `wait()` are insensitive to the success or failure of the call. After a result is done, `successful()` will tell you whether the call completed without raising an exception.

If you actually want the result of the call, you can use `get()`. Initially, `get()` behaves just like `wait()`, in that it will block until the result is ready, or until a timeout is met. However, unlike `wait()`, `get()` will raise a `TimeoutError` if the timeout is reached and the result is still not ready. If the result arrives before the timeout is reached, then `get()` will return the result itself if no exception was raised, and will raise an exception if there was.

Here is where we start to expand on the multiprocessing interface. Rather than raising the original exception, a `RemoteError` will be raised, encapsulating the remote exception with some metadata. If the `AsyncResult`

represents multiple calls (e.g. any time `targets` is plural), then a `CompositeError`, a subclass of `RemoteError`, will be raised.

### See also:

For more information on remote exceptions, see [the section in the Direct Interface](#).

### Extended interface

Other extensions of the `AsyncResult` interface include convenience wrappers for `get()`. `AsyncResult`s have a property, `result`, with the short alias `r`, which simply call `get()`. Since our object is designed for representing *parallel* results, it is expected that many calls (any of those submitted via `DirectView`) will map results to engine IDs. We provide a `get_dict()`, which is also a wrapper on `get()`, which returns a dictionary of the individual results, keyed by engine ID.

You can also prevent a submitted job from actually executing, via the `AsyncResult`'s `abort()` method. This will instruct engines to not execute the job when it arrives.

The larger extension of the `AsyncResult` API is the `metadata` attribute. The `metadata` is a dictionary (with attribute access) that contains, logically enough, `metadata` about the execution.

Metadata keys:

`timestamps`

**submitted** When the task left the Client

**started** When the task started execution on the engine

**completed** When execution finished on the engine

**received** When the result arrived on the Client

note that it is not known when the result arrived in OMQ on the client, only when it arrived in Python via `Client.spin()`, so in interactive use, this may not be strictly informative.

Information about the engine

**engine\_id** The integer id

**engine\_uuid** The UUID of the engine

output of the call

**pyerr** Python exception, if there was one

**pyout** Python output

**stderr** stderr stream

**stdout** stdout (e.g. `print`) stream

And some extended information

**status** either 'ok' or 'error'

**msg\_id** The UUID of the message



**after** For tasks: the time-based `msg_id` dependencies

**follow** For tasks: the location-based `msg_id` dependencies

While in most cases, the Clients that submitted a request will be the ones using the results, other Clients can also request results directly from the Hub. This is done via the Client's `get_result()` method. This method will *always* return an `AsyncResult` object. If the call was not submitted by the client, then it will be a subclass, called `AsyncHubResult`. These behave in the same way as an `AsyncResult`, but if the result is not ready, waiting on an `AsyncHubResult` polls the Hub, which is much more expensive than the passive polling used in regular `AsyncResults`.

The Client keeps track of all results history, results, metadata

### 6.13.6 Querying the Hub

The Hub sees all traffic that may pass through the schedulers between engines and clients. It does this so that it can track state, allowing multiple clients to retrieve results of computations submitted by their peers, as well as persisting the state to a database.

`queue_status`

You can check the status of the queues of the engines with this command.

`result_status`

check on results

`purge_results`

forget results (conserve resources)

### 6.13.7 Controlling the Engines

There are a few actions you can do with Engines that do not involve execution. These messages are sent via the Control socket, and bypass any long queues of waiting execution jobs

`abort`

Sometimes you may want to prevent a job you have submitted from actually running. The method for this is `abort()`. It takes a container of `msg_ids`, and instructs the Engines to not run the jobs if they arrive. The jobs will then fail with an `AbortedTask` error.

`clear`

You may want to purge the Engine(s) namespace of any data you have left in it. After running `clear`, there will be no names in the Engine's namespace

`shutdown`

You can also instruct engines (and the Controller) to terminate from a Client. This can be useful when a job is finished, since you can shutdown all the processes with a single command.

### 6.13.8 Synchronization

Since the Client is a synchronous object, events do not automatically trigger in your interactive session - you must poll the ZMQ sockets for incoming messages. Note that this polling *does not* actually make any network requests. It simply performs a `select` operation, to check if messages are already in local memory, waiting to be handled.

The method that handles incoming messages is `spin()`. This method flushes any waiting messages on the various incoming sockets, and updates the state of the Client.

If you need to wait for particular results to finish, you can use the `wait()` method, which will call `spin()` until the messages are no longer outstanding. Anything that represents a collection of messages, such as a list of `msg_ids` or one or more `AsyncResult` objects, can be passed as argument to `wait`. A timeout can be specified, which will prevent the call from blocking for more than a specified time, but the default behavior is to wait forever.

The client also has an `outstanding` attribute - a set of `msg_ids` that are awaiting replies. This is the default if `wait` is called with no arguments - i.e. wait on *all* outstanding messages.

---

**Note:** TODO wait example

---

### 6.13.9 Map

Many parallel computing problems can be expressed as a map, or running a single program with a variety of different inputs. Python has a built-in `map()`, which does exactly this, and many parallel execution tools in Python, such as the built-in `multiprocessing.Pool` object provide implementations of `map`. All `View` objects provide a `map()` method as well, but the load-balanced and direct implementations differ.

Views' `map` methods can be called on any number of sequences, but they can also take the `block` and `bound` keyword arguments, just like `apply()`, but *only as keywords*.

```
dview.map(*sequences, block=None)
```

- `iter`, `map_async`, `reduce`

### 6.13.10 Decorators and RemoteFunctions

---

**Note:** TODO: write this section

---

```
@parallel()
```

```
@remote()
```

```
RemoteFunction
```

```
ParallelFunction
```

### 6.13.11 Dependencies

---

**Note:** TODO: write this section

---

```
@depend()  
@require()  
Dependency
```

## 6.14 Transitioning from IPython.kernel to IPython.parallel

We have rewritten our parallel computing tools to use [OMQ](#) and [Tornado](#). The redesign has resulted in dramatically improved performance, as well as (we think), an improved interface for executing code remotely. This doc is to help users of IPython.kernel transition their codes to the new code.

### 6.14.1 Processes

The process model for the new parallel code is very similar to that of IPython.kernel. There is still a Controller, Engines, and Clients. However, the the Controller is now split into multiple processes, and can even be split across multiple machines. There does remain a single ipcontroller script for starting all of the controller processes.

---

**Note:** TODO: fill this out after config system is updated

---

**See also:**

Detailed [Parallel Process](#) doc for configuring and launching IPython processes.

### 6.14.2 Creating a Client

Creating a client with default settings has not changed much, though the extended options have. One significant change is that there are no longer multiple Client classes to represent the various execution models. There is just one low-level Client object for connecting to the cluster, and View objects are created from that Client that provide the different interfaces for execution.

To create a new client, and set up the default direct and load-balanced objects:

```
# old  
In [1]: from IPython.kernel import client as kclient  
  
In [2]: mec = kclient.MultiEngineClient()  
  
In [3]: tc = kclient.TaskClient()
```

```
# new
In [1]: from IPython.parallel import Client

In [2]: rc = Client()

In [3]: dview = rc[:]

In [4]: lbview = rc.load_balanced_view()
```

### 6.14.3 Apply

The main change to the API is the addition of the `apply()` to the `View` objects. This is a method that takes `view.apply(f, *args, **kwargs)`, and calls `f(*args, **kwargs)` remotely on one or more engines, returning the result. This means that the natural unit of remote execution is no longer a string of Python code, but rather a Python function.

- non-copying sends (track)
- remote References

The flags for execution have also changed. Previously, there was only `block` denoting whether to wait for results. This remains, but due to the addition of fully non-copying sends of arrays and buffers, there is also a `track` flag, which instructs PyZMQ to produce a `MessageTracker` that will let you know when it is safe again to edit arrays in-place.

The result of a non-blocking call to `apply` is now an [AsyncResult](#) object.

### 6.14.4 MultiEngine to DirectView

The multiplexing interface previously provided by the `MultiEngineClient` is now provided by the `DirectView`. Once you have a `Client` connected, you can create a `DirectView` with index-access to the client (`view = client[1:5]`). The core methods for communicating with engines remain: `execute`, `run`, `push`, `pull`, `scatter`, `gather`. These methods all behave in much the same way as they did on a `MultiEngineClient`.

```
# old
In [2]: mec.execute('a=5', targets=[0,1,2])

# new
In [2]: view.execute('a=5', targets=[0,1,2])
# or
In [2]: rc[0,1,2].execute('a=5')
```

This extends to any method that communicates with the engines.

Requests of the Hub (queue status, etc.) are no-longer asynchronous, and do not take a `block` argument.

- `get_ids()` is now the property `ids`, which is passively updated by the Hub (no need for network requests for an up-to-date list).

- `barrier()` has been renamed to `wait()`, and now takes an optional timeout. `flush()` is removed, as it is redundant with `wait()`
- `zip_pull()` has been removed
- `keys()` has been removed, but is easily implemented as:

```
dview.apply(lambda : globals().keys())
```

- `push_function()` and `push_serialized()` are removed, as `push()` handles functions without issue.

**See also:**

*Our Direct Interface doc* for a simple tutorial with the DirectView.

The other major difference is the use of `apply()`. When remote work is simply functions, the natural return value is the actual Python objects. It is no longer the recommended pattern to use `stdout` as your results, due to stream decoupling and the asynchronous nature of how the `stdout` streams are handled in the new system.

### 6.14.5 Task to LoadBalancedView

Load-Balancing has changed more than Multiplexing. This is because there is no longer a notion of a `StringTask` or a `MapTask`, there are simply Python functions to call. Tasks are now simpler, because they are no longer composites of `push/execute/pull/clear` calls, they are a single function that takes arguments, and returns objects.

The load-balanced interface is provided by the `LoadBalancedView` class, created by the client:

```
In [10]: lbview = rc.load_balanced_view()

# load-balancing can also be restricted to a subset of engines:
In [10]: lbview = rc.load_balanced_view([1,2,3])
```

A simple task would consist of sending some data, calling a function on that data, plus some data that was resident on the engine already, and then pulling back some results. This can all be done with a single function.

Let's say you want to compute the dot product of two matrices, one of which resides on the engine, and another resides on the client. You might construct a task that looks like this:

```
In [10]: st = kclient.StringTask("""
import numpy
C=numpy.dot(A,B)
""",
push=dict(B=B),
pull='C'
)

In [11]: tid = tc.run(st)

In [12]: tr = tc.get_task_result(tid)
```

```
In [13]: C = tc['C']
```

In the new code, this is simpler:

```
In [10]: import numpy

In [11]: from IPython.parallel import Reference

In [12]: ar = lbview.apply(numpy.dot, Reference('A'), B)

In [13]: C = ar.get()
```

Note the use of `Reference`. This is a convenient representation of an object that exists in the engine's namespace, so you can pass remote objects as arguments to your task functions.

Also note that in the kernel model, after the task is run, 'A', 'B', and 'C' are all defined on the engine. In order to deal with this, there is also a `clear_after` flag for `Tasks` to prevent pollution of the namespace, and bloating of engine memory. This is not necessary with the new code, because only those objects explicitly pushed (or set via `globals()`) will be resident on the engine beyond the duration of the task.

**See also:**

Dependencies also work very differently than in `IPython.kernel`. See our [doc on Dependencies](#) for details.

**See also:**

[Our Task Interface doc](#) for a simple tutorial with the `LoadBalancedView`.

## PendingResults to AsyncResults

With the departure from Twisted, we no longer have the `Deferred` class for representing unfinished results. For this, we have an `AsyncResult` object, based on the object of the same name in the built-in `multiprocessing.pool` module. Our version provides a superset of that interface.

However, unlike in `IPython.kernel`, we do not have `PendingDeferred`, `PendingResult`, or `TaskResult` objects. Simply this one object, the `AsyncResult`. Every asynchronous (`block=False`) call returns one.

The basic methods of an `AsyncResult` are:

```
AsyncResult.wait([timeout]): # wait for the result to arrive
AsyncResult.get([timeout]): # wait for the result to arrive, and then return it
AsyncResult.metadata: # dict of extra information about execution.
```

There are still some things that behave the same as `IPython.kernel`:

```
# old
In [5]: pr = mec.pull('a', targets=[0,1], block=False)
In [6]: pr.r
Out[6]: [5, 5]

# new
In [5]: ar = dview.pull('a', targets=[0,1], block=False)
```

```
In [6]: ar.r  
Out[6]: [5, 5]
```

The `.r` or `.result` property simply calls `get()`, waiting for and returning the result.

**See also:**

[AsyncResult details](#)





---

## Configuration and customization

---

### 7.1 Configuring IPython

#### 7.1.1 Introduction to IPython configuration

##### Setting configurable options

Many of IPython's classes have configurable attributes (see [IPython options](#) for the list). These can be configured in several ways.

##### Python config files

To create the blank config files, run:

```
ipython profile create [profilename]
```

If you leave out the profile name, the files will be created for the default profile (see [Profiles](#)). These will typically be located in `~/.ipython/profile_default/`, and will be named `ipython_config.py`, `ipython_notebook_config.py`, etc. The settings in `ipython_config.py` apply to all IPython commands.

The files typically start by getting the root config object:

```
c = get_config()
```

You can then configure class attributes like this:

```
c.InteractiveShell.automagic = False
```

Be careful with spelling—incorrect names will simply be ignored, with no error.

To add to a collection which may have already been defined elsewhere, you can use methods like those found on lists, dicts and sets: `append`, `extend`, `prepend()` (like `extend`, but at the front), `add` and `update` (which works both for dicts and sets):

```
c.InteractiveShellApp.extensions.append('Cython')
```

New in version 2.0: list, dict and set methods for config values

### Example config file

```
# sample ipython_config.py
c = get_config()

c.TerminalIPythonApp.display_banner = True
c.InteractiveShellApp.log_level = 20
c.InteractiveShellApp.extensions = [
    'myextension'
]
c.InteractiveShellApp.exec_lines = [
    'import numpy',
    'import scipy'
]
c.InteractiveShellApp.exec_files = [
    'mycode.py',
    'fancy.ipyn'
]
c.InteractiveShell.autoindent = True
c.InteractiveShell.colors = 'LightBG'
c.InteractiveShell.confirm_exit = False
c.InteractiveShell.deep_reload = True
c.InteractiveShell.editor = 'nano'
c.InteractiveShell.xmode = 'Context'

c.PromptManager.in_template = 'In [\#]: '
c.PromptManager.in2_template = '    .\#.: '
c.PromptManager.out_template = 'Out [\#]: '
c.PromptManager.justify = True

c.PrefilterManager.multi_line_specials = True

c.AliasManager.user_aliases = [
    ('!a', 'ls -al')
]
```

### Command line arguments

Every configurable value can be set from the command line, using this syntax:

```
ipython --ClassName.attribute=value
```

Many frequently used options have short aliases and flags, such as `--matplotlib` (to integrate with a matplotlib GUI event loop) or `--pdb` (automatic post-mortem debugging of exceptions).

To see all of these abbreviated options, run:

```
ipython --help
ipython notebook --help
# etc.
```

Options specified at the command line, in either format, override options set in a configuration file.

## The config magic

You can also modify config from inside IPython, using a magic command:

```
%config IPCompleter.greedy = True
```

At present, this only affects the current session - changes you make to config are not saved anywhere. Also, some options are only read when IPython starts, so they can't be changed like this.

## Profiles

IPython can use multiple profiles, with separate configuration and history. By default, if you don't specify a profile, IPython always runs in the default profile. To use a new profile:

```
ipython profile create foo # create the profile foo
ipython --profile=foo     # start IPython using the new profile
```

Profiles are typically stored in *The IPython directory*, but you can also keep a profile in the current working directory, for example to distribute it with a project. To find a profile directory on the filesystem:

```
ipython locate profile foo
```

## The IPython directory

IPython stores its files—config, command history and extensions—in the directory `~/ .ipython/` by default.

### IPYTHONDIR

If set, this environment variable should be the path to a directory, which IPython will use for user data. IPython will create it if it does not exist.

**--ipython-dir=<path>**

This command line option can also be used to override the default IPython directory.

## 7.1.2 IPython options

Any of the options listed here can be set in config files, at the command line, or from inside IPython. See *Setting configurable options* for details.

## 7.1.3 Specific config details

### Prompts

In the terminal, the format of the input and output prompts can be customised. This does not currently affect other frontends.

The following codes in the prompt string will be substituted into the prompt string:

Short	Long	Notes
<code>%n,\#</code>	<code>{color.number}{count}{color.prompt}</code>	history counter with bolding
<code>\N</code>	<code>{count}</code>	history counter without bolding
<code>\D</code>	<code>{dots}</code>	series of dots the same width as the history counter
<code>\T</code>	<code>{time}</code>	current time
<code>\w</code>	<code>{cwd}</code>	current working directory
<code>\W</code>	<code>{cwd_last}</code>	basename of CWD
<code>\Xn</code>	<code>{cwd_x[n]}</code>	Show the last n terms of the CWD. n=0 means show all.
<code>\Yn</code>	<code>{cwd_y[n]}</code>	Like Xn, but show '~' for \$HOME
<code>\h</code>		hostname, up to the first '.'
<code>\H</code>		full hostname
<code>\u</code>		username (from the \$USER environment variable)
<code>\v</code>		IPython version
<code>\\$</code>		root symbol (" \$" for normal user or "#" for root)
<code>\ \</code>		escaped '\'
<code>\n</code>		newline
<code>\r</code>		carriage return
<code>n/a</code>	<code>{color.&lt;Name&gt;}</code>	set terminal colour - see below for list of names

Available colour names are: Black, BlinkBlack, BlinkBlue, BlinkCyan, BlinkGreen, BlinkLightGray, BlinkPurple, BlinkRed, BlinkYellow, Blue, Brown, Cyan, DarkGray, Green, LightBlue, LightCyan, LightGray, LightGreen, LightPurple, LightRed, Purple, Red, White, Yellow. The selected colour scheme also defines the names *prompt* and *number*. Finally, the name *normal* resets the terminal to its default colour.

So, this config:

```
c.PromptManager.in_template = "{color.LightGreen}{time}{color.Yellow} \u{color,normal}>>>"
```

will produce input prompts with the time in light green, your username in yellow, and a >>> prompt in the default terminal colour.

## Terminal Colors

The default IPython configuration has most bells and whistles turned on (they're pretty safe). But there's one that may cause problems on some systems: the use of color on screen for displaying information. This is very useful, since IPython can show prompts and exception tracebacks with various colors, display syntax-highlighted source code, and in general make it easier to visually parse information.

The following terminals seem to handle the color sequences fine:

- Linux main text console, KDE Konsole, Gnome Terminal, E-term, rxvt, xterm.
- CDE terminal (tested under Solaris). This one boldfaces light colors.
- (X)Emacs buffers. See the [\(X\)Emacs](#) section for more details on using IPython with (X)Emacs.
- A Windows (XP/2k) command prompt with [pyreadline](#).

- A Windows (XP/2k) CygWin shell. Although some users have reported problems; it is not clear whether there is an issue for everyone or only under specific configurations. If you have full color support under cygwin, please post to the IPython mailing list so this issue can be resolved for all users.

These have shown problems:

- Windows command prompt in WinXP/2k logged into a Linux machine via telnet or ssh.
- Windows native command prompt in WinXP/2k, without Gary Bishop's extensions. Once Gary's readline library is installed, the normal WinXP/2k command prompt works perfectly.

Currently the following color schemes are available:

- NoColor: uses no color escapes at all (all escapes are empty "" strings). This 'scheme' is thus fully safe to use in any terminal.
- Linux: works well in Linux console type environments: dark background with light fonts. It uses bright colors for information, so it is difficult to read if you have a light colored background.
- LightBG: the basic colors are similar to those in the Linux scheme but darker. It is easy to read in terminals with light backgrounds.

IPython uses colors for two main groups of things: prompts and tracebacks which are directly printed to the terminal, and the object introspection system which passes large sets of data through a pager.

If you are seeing garbage sequences in your terminal and no colour, you may need to disable colours: run `%colors NoColor` inside IPython, or add this to a config file:

```
c.InteractiveShell.colors = 'NoColor'
```

## Colors in the pager

On some systems, the default pager has problems with ANSI colour codes. To configure your default pager to allow these:

1. Set the environment PAGER variable to `less`.
2. Set the environment LESS variable to `-r` (plus any other options you always want to pass to less by default). This tells less to properly interpret control sequences, which is how color information is given to your terminal.

## Editor configuration

IPython can integrate with text editors in a number of different ways:

- Editors (such as (X)Emacs, vim and TextMate) can send code to IPython for execution.
- IPython's `%edit` magic command can open an editor of choice to edit a code block.

The `%edit` command (and its alias `%ed`) will invoke the editor set in your environment as `EDITOR`. If this variable is not set, it will default to `vi` under Linux/Unix and to `notepad` under Windows. You may want to set this variable properly and to a lightweight editor which doesn't take too long to start (that is, something

other than a new instance of Emacs). This way you can edit multi-line code quickly and with the power of a real editor right inside IPython.

You can also control the editor by setting `TerminalInteractiveShell.editor` in `ipython_config.py`.

## Vim

Paul Ivanov's [vim-ipython](#) provides powerful IPython integration for vim.

## (X)Emacs

If you are a dedicated Emacs user, and want to use Emacs when IPython's `%edit` magic command is called you should set up the Emacs server so that new requests are handled by the original process. This means that almost no time is spent in handling the request (assuming an Emacs process is already running). For this to work, you need to set your `EDITOR` environment variable to 'emacsclient'. The code below, supplied by Francois Pinard, can then be used in your `.emacs` file to enable the server:

```
(defvar server-buffer-clients)
(when (and (fboundp 'server-start) (string-equal (getenv "TERM") 'xterm))
  (server-start)
  (defun fp-kill-server-with-buffer-routine ()
    (and server-buffer-clients (server-done)))
  (add-hook 'kill-buffer-hook 'fp-kill-server-with-buffer-routine))
```

Thanks to the work of Alexander Schmolck and Prabhu Ramachandran, currently (X)Emacs and IPython get along very well in other ways.

With (X)EMacs >= 24, You can enable IPython in python-mode with:

```
(require 'python)
(setq python-shell-interpreter "ipython")
```

**See also:**

**Overview of the IPython configuration system** Technical details of the config system.

## 7.2 Extending and integrating with IPython

### 7.2.1 IPython extensions

A level above configuration are IPython extensions, Python modules which modify the behaviour of the shell. They are referred to by an importable module name, and can be placed anywhere you'd normally import from, or in `.ipython/extensions/`.

## Getting extensions

A few important extensions are *bundled with IPython*. Others can be found on the [extensions index](#) on the wiki, and the [Framework :: IPython](#) tag on PyPI.

Extensions on PyPI can be installed using `pip`, like any other Python package. Other simple extensions can be installed with the `%install_ext` magic. The latter does no validation, so be careful using it on untrusted networks like public wifi.

## Using extensions

To load an extension while IPython is running, use the `%load_ext` magic:

```
In [1]: %load_ext myextension
```

To load it each time IPython starts, list it in your configuration file:

```
c.InteractiveShellApp.extensions = [
    'myextension'
]
```

## Writing extensions

An IPython extension is an importable Python module that has a couple of special functions to load and unload it. Here is a template:

```
# myextension.py

def load_ipython_extension(ipython):
    # The `ipython` argument is the currently active `InteractiveShell`
    # instance, which can be used in any way. This allows you to register
    # new magics or aliases, for example.

def unload_ipython_extension(ipython):
    # If you want your extension to be unloadable, put that logic here.
```

This `load_ipython_extension()` function is called after your extension is imported, and the currently active `InteractiveShell` instance is passed as the only argument. You can do anything you want with IPython at that point.

`load_ipython_extension()` will be called again if you load or reload the extension again. It is up to the extension author to add code to manage that.

Useful `InteractiveShell` methods include `register_magic_function()`, `push()` (to add variables to the user namespace) and `drop_by_id()` (to remove variables on unloading).

**See also:**

*Defining custom magics*

You can put your extension modules anywhere you want, as long as they can be imported by Python's standard import mechanism. However, to make it easy to write extensions, you can also put your extensions in `extensions/` within the *IPython directory*. This directory is added to `sys.path` automatically.

When your extension is ready for general use, please add it to the [extensions index](#). We also encourage you to upload it to PyPI and use the Framework `:: IPython` classifier, so that users can install it with standard packaging tools.

## Extensions bundled with IPython

### autoreload

IPython extension to reload modules before executing user code.

`autoreload` reloads modules automatically before entering the execution of code typed at the IPython prompt.

This makes for example the following workflow possible:

```
In [1]: %load_ext autoreload

In [2]: %autoreload 2

In [3]: from foo import some_function

In [4]: some_function()
Out[4]: 42

In [5]: # open foo.py in an editor and change some_function to return 43

In [6]: some_function()
Out[6]: 43
```

The module was reloaded without reloading it explicitly, and the object imported with `from foo import ...` was also updated.

**Usage** The following magic commands are provided:

```
%autoreload
```

Reload all modules (except those excluded by `%aimport`) automatically now.

```
%autoreload 0
```

Disable automatic reloading.

```
%autoreload 1
```

Reload all modules imported with `%aimport` every time before executing the Python code typed.

```
%autoreload 2
```



Reload all modules (except those excluded by `%ainport`) every time before executing the Python code typed.

```
%ainport
```

List modules which are to be automatically imported or not to be imported.

```
%ainport foo
```

Import module ‘foo’ and mark it to be autoreloaded for `%autoreload 1`

```
%ainport -foo
```

Mark module ‘foo’ to not be autoreloaded.

**Caveats** Reloading Python modules in a reliable way is in general difficult, and unexpected things may occur. `%autoreload` tries to work around common pitfalls by replacing function code objects and parts of classes previously in the module with new versions. This makes the following things to work:

- Functions and classes imported via ‘from xxx import foo’ are upgraded to new versions when ‘xxx’ is reloaded.
- Methods and properties of classes are upgraded on reload, so that calling ‘c.foo()’ on an object ‘c’ created before the reload causes the new code for ‘foo’ to be executed.

Some of the known remaining caveats are:

- Replacing code objects does not always succeed: changing a `@property` in a class to an ordinary method or a method to a member variable can cause problems (but in old objects only).
- Functions that are removed (eg. via monkey-patching) from a module before it is reloaded are not upgraded.
- C extension modules cannot be reloaded, and so cannot be autoreloaded.

## storemagic

`%store` magic for lightweight persistence.

Stores variables, aliases and macros in IPython’s database.

To automatically restore stored variables at startup, add this to your `ipython_config.py` file:

```
c.StoreMagics.autorestore = True
```

```
StoreMagics.store(parameter_s='')
```

Lightweight persistence for python variables.

Example:

```
In [1]: l = ['hello',10,'world']
In [2]: %store l
In [3]: exit
```

(IPython session is closed and started again...)

```
ville@badger:~$ ipython
In [1]: 1
NameError: name '1' is not defined
In [2]: %store -r
In [3]: 1
Out[3]: ['hello', 10, 'world']
```

Usage:

- **%store** - Show list of all variables and their current values
- **%store spam** - Store the *current* value of the variable **spam** to disk
- **%store -d spam** - Remove the variable and its value from storage
- **%store -z** - Remove all variables from storage
- **%store -r** - Refresh all variables from store (overwrite current vals)
- **%store -r spam bar** - Refresh specified variables from store (delete current val)
- **%store foo >a.txt** - Store value of foo to new file a.txt
- **%store foo >>a.txt** - Append value of foo to file a.txt

It should be noted that if you change the value of a variable, you need to `%store` it again if you want to persist the new value.

Note also that the variables will need to be pickleable; most basic python types can be safely `%store`'d.

Also aliases can be `%store`'d across sessions.

## sympyprinting

A print function that pretty prints sympy Basic objects.

**moduleauthor** Brian Granger

**Usage** Once the extension is loaded, SymPy Basic objects are automatically pretty-printed.

As of SymPy 0.7.2, maintenance of this extension has moved to SymPy under `sympy.interactive.ipynonprinting`, any modifications to account for changes to SymPy should be submitted to SymPy rather than changed here. This module is maintained here for backwards compatability with old SymPy versions.

- `octavemagic` used to be bundled, but is now part of `oct2py`. Use `%load_ext oct2py.ipynon` to load it.
- `rmagic` is now part of `ipy2`. Use `%load_ext ipy2.ipynon` to load it, and see `ipy2.ipynon.rmagic` for details of how to use it.
- `cythonmagic` used to be bundled, but is now part of `cython` Use `%load_ext Cython` to load it.

## 7.2.2 Integrating your objects with IPython

### Tab completion

To change the attributes displayed by tab-completing your object, define a `__dir__(self)` method for it. For more details, see the documentation of the built-in `dir()` function.

### Rich display

The notebook and the Qt console can display richer representations of objects. To use this, you can define any of a number of `__repr_*__()` methods. Note that these are surrounded by single, not double underscores.

Both the notebook and the Qt console can display `svg`, `png` and `jpeg` representations. The notebook can also display `html`, `javascript`, and `latex`. If the methods don't exist, or return `None`, it falls back to a standard `repr()`.

For example:

```
class Shout(object):
    def __init__(self, text):
        self.text = text

    def _repr_html_(self):
        return "<h1>" + self.text + "</h1>"
```

### Custom exception tracebacks

Rarely, you might want to display a different traceback with an exception - IPython's own parallel computing framework does this to display errors from the engines. To do this, define a `_render_traceback_(self)` method which returns a list of strings, each containing one line of the traceback.

Please be conservative in using this feature; by replacing the default traceback you may hide important information from the user.

## 7.2.3 Defining custom magics

There are two main ways to define your own magic functions: from standalone functions and by inheriting from a base class provided by IPython: `IPython.core.magic.Magics`. Below we show code you can place in a file that you load from your configuration, such as any file in the `startup` subdirectory of your default IPython profile.

First, let us see the simplest case. The following shows how to create a line magic, a cell one and one that works in both modes, using just plain functions:

```
from IPython.core.magic import (register_line_magic, register_cell_magic,
                                register_line_cell_magic)
```

```
@register_line_magic
def lmagic(line):
    "my line magic"
    return line

@register_cell_magic
def cmagic(line, cell):
    "my cell magic"
    return line, cell

@register_line_cell_magic
def lcmagic(line, cell=None):
    "Magic that works both as %lcmagic and as %%lcmagic"
    if cell is None:
        print("Called as line magic")
        return line
    else:
        print("Called as cell magic")
        return line, cell

# We delete these to avoid name conflicts for automagic to work
del lmagic, lcmagic
```

You can also create magics of all three kinds by inheriting from the `IPython.core.magic.Magics` class. This lets you create magics that can potentially hold state in between calls, and that have full access to the main IPython object:

```
# This code can be put in any Python module, it does not require IPython
# itself to be running already. It only creates the magics subclass but
# doesn't instantiate it yet.
from __future__ import print_function
from IPython.core.magic import (Magics, magics_class, line_magic,
                                cell_magic, line_cell_magic)

# The class MUST call this class decorator at creation time
@magics_class
class MyMagics(Magics):

    @line_magic
    def lmagic(self, line):
        "my line magic"
        print("Full access to the main IPython object:", self.shell)
        print("Variables in the user namespace:", list(self.shell.user_ns.keys()))
        return line

    @cell_magic
    def cmagic(self, line, cell):
        "my cell magic"
        return line, cell

    @line_cell_magic
    def lcmagic(self, line, cell=None):
        "Magic that works both as %lcmagic and as %%lcmagic"
```

```

    if cell is None:
        print("Called as line magic")
        return line
    else:
        print("Called as cell magic")
        return line, cell

# In order to actually use these magics, you must register them with a
# running IPython. This code must be placed in a file that is loaded once
# IPython is up and running:
ip = get_ipython()
# You can register the class itself without instantiating it. IPython will
# call the default constructor on it.
ip.register_magics(MyMagics)

```

If you want to create a class with a different constructor that holds additional state, then you should always call the parent constructor and instantiate the class yourself before registration:

```

@magics_class
class StatefulMagics(Magics):
    "Magics that hold additional state"

    def __init__(self, shell, data):
        # You must call the parent constructor
        super(StatefulMagics, self).__init__(shell)
        self.data = data

    # etc...

# This class must then be registered with a manually created instance,
# since its constructor has different arguments from the default:
ip = get_ipython()
magics = StatefulMagics(ip, some_data)
ip.register_magics(magics)

```

In earlier versions, IPython had an API for the creation of line magics (cell magics did not exist at the time) that required you to create functions with a method-looking signature and to manually pass both the function and the name. While this API is no longer recommended, it remains indefinitely supported for backwards compatibility purposes. With the old API, you'd create a magic as follows:

```

def func(self, line):
    print("Line magic called with line:", line)
    print("IPython object:", self.shell)

ip = get_ipython()
# Declare this function as the magic %mycommand
ip.define_magic('mycommand', func)

```

## 7.2.4 Custom input transformation

IPython extends Python syntax to allow things like magic commands, and help with the `?` syntax. There are several ways to customise how the user's input is processed into Python code to be executed.

These hooks are mainly for other projects using IPython as the core of their interactive interface. Using them carelessly can easily break IPython!

### String based transformations

When the user enters a line of code, it is first processed as a string. By the end of this stage, it must be valid Python syntax.

These transformers all subclass `IPython.core.inputtransformer.InputTransformer`, and are used by `IPython.core.inputsplitter.IPythonInputSplitter`.

These transformers act in three groups, stored separately as lists of instances in attributes of `IPythonInputSplitter`:

- `physical_line_transforms` act on the lines as the user enters them. For example, these strip Python prompts from examples pasted in.
- `logical_line_transforms` act on lines as connected by explicit line continuations, i.e. `\` at the end of physical lines. They are skipped inside multiline Python statements. This is the point where IPython recognises `%magic` commands, for instance.
- `python_line_transforms` act on blocks containing complete Python statements. Multi-line strings, lists and function calls are reassembled before being passed to these, but note that function and class *definitions* are still a series of separate statements. IPython does not use any of these by default.

An `InteractiveShell` instance actually has two `IPythonInputSplitter` instances, as the attributes `input_splitter`, to tell when a block of input is complete, and `input_transformer_manager`, to transform complete cells. If you add a transformer, you should make sure that it gets added to both, e.g.:

```
ip.input_splitter.logical_line_transforms.append(my_transformer())
ip.input_transformer_manager.logical_line_transforms.append(my_transformer())
```

These transformers may raise `SyntaxError` if the input code is invalid, but in most cases it is clearer to pass unrecognised code through unmodified and let Python's own parser decide whether it is valid.

Changed in version 2.0: Added the option to raise `SyntaxError`.

### Stateless transformations

The simplest kind of transformations work one line at a time. Write a function which takes a line and returns a line, and decorate it with `StatelessInputTransformer.wrap()`:

```
@StatelessInputTransformer.wrap
def my_special_commands(line):
    if line.startswith("> "):
```

```

    return "specialcommand(" + repr(line) + ")"
    return line

```

The decorator returns a factory function which will produce instances of `StatelessInputTransformer` using your function.

### Coroutine transformers

More advanced transformers can be written as coroutines. The coroutine will be sent each line in turn, followed by `None` to reset it. It can yield lines, or `None` if it is accumulating text to yield at a later point. When reset, it should give up any code it has accumulated.

This code in IPython strips a constant amount of leading indentation from each line in a cell:

```

@CoroutineInputTransformer.wrap
def leading_indent():
    """Remove leading indentation.

    If the first line starts with a spaces or tabs, the same whitespace will be
    removed from each following line until it is reset.
    """
    space_re = re.compile(r'^[ \t]+')
    line = ''
    while True:
        line = (yield line)

        if line is None:
            continue

        m = space_re.match(line)
        if m:
            space = m.group(0)
            while line is not None:
                if line.startswith(space):
                    line = line[len(space):]
                line = (yield line)
            else:
                # No leading spaces - wait for reset
                while line is not None:
                    line = (yield line)

    leading_indent.look_in_string = True

```

### Token-based transformers

There is an experimental framework that takes care of tokenizing and untokenizing lines of code. Define a function that accepts a list of tokens, and returns an iterable of output tokens, and decorate it with `TokenInputTransformer.wrap()`. These should only be used in `python_line_transforms`.

## AST transformations

After the code has been parsed as Python syntax, you can use Python’s powerful *Abstract Syntax Tree* tools to modify it. Subclass `ast.NodeTransformer`, and add an instance to `shell.ast_transformers`.

This example wraps integer literals in an `Integer` class, which is useful for mathematical frameworks that want to handle e.g.  $1/3$  as a precise fraction:

```
class IntegerWrapper(ast.NodeTransformer):
    """Wraps all integers in a call to Integer()"""
    def visit_Num(self, node):
        if isinstance(node.n, int):
            return ast.Call(func=ast.Name(id='Integer', ctx=ast.Load()),
                            args=[node], keywords=[])
        return node
```

### 7.2.5 Registering callbacks

Extension code can register callbacks functions which will be called on specific events within the IPython code. You can see the current list of available callbacks, and the parameters that will be passed with each, in the callback prototype functions defined in `IPython.core.callbacks`.

To register callbacks, use `IPython.core.events.EventManager.register()`. For example:

```
class VarWatcher(object):
    def __init__(self, ip):
        self.shell = ip
        self.last_x = None

    def pre_execute(self):
        self.last_x = self.shell.user_ns.get('x', None)

    def post_execute(self):
        if self.shell.user_ns.get('x', None) != self.last_x:
            print("x changed!")

def load_ipython_extension(ip):
    vw = VarWatcher(ip)
    ip.events.register('pre_execute', vw.pre_execute)
    ip.events.register('post_execute', vw.post_execute)
```

---

**Note:** This API is experimental in IPython 2.0, and may be revised in future versions.

---

**See also:**

**Module `IPython.core.hooks`** The older ‘hooks’ system allows end users to customise some parts of IPython’s behaviour.

**Custom input transformation** By registering input transformers that don’t change code, you can monitor what is being executed.



## 7.2.6 Integrating with GUI event loops

When the user types `%gui qt`, IPython integrates itself with the Qt event loop, so you can use both a GUI and an interactive prompt together. IPython supports a number of common GUI toolkits, but from IPython 3.0, it is possible to integrate other event loops without modifying IPython itself.

Terminal IPython handles event loops very differently from the IPython kernel, so different steps are needed to integrate with each.

### Event loops in the terminal

In the terminal, IPython uses a blocking Python function to wait for user input. However, the Python C API provides a hook, `PyOS_InputHook()`, which is called frequently while waiting for input. This can be set to a function which briefly runs the event loop and then returns.

IPython provides Python level wrappers for setting and resetting this hook. To use them, subclass `IPython.lib.inputhook.InputHookBase`, and define an `enable(app=None)` method, which initialises the event loop and calls `self.manager.set_inputhook(f)` with a function which will briefly run the event loop before exiting. Decorate the class with a call to `IPython.lib.inputhook.register()`:

```
from IPython.lib.inputhook import register, InputHookBase

@register('clutter')
class ClutterInputHook(InputHookBase):
    def enable(self, app=None):
        self.manager.set_inputhook(inputhook_clutter)
```

You can also optionally define a `disable()` method, taking no arguments, if there are extra steps needed to clean up. IPython will take care of resetting the hook, whether or not you provide a `disable` method.

The simplest way to define the hook function is just to run one iteration of the event loop, or to run until no events are pending. Most event loops provide some mechanism to do one of these things. However, the GUI may lag slightly, because the hook is only called every 0.1 seconds. Alternatively, the hook can keep running the event loop until there is input ready on stdin. IPython provides a function to facilitate this:

`IPython.lib.inputhook.stdin_ready()`

Returns True if there is something ready to read on stdin.

If this is the case, the hook function should return immediately.

This is implemented for Windows and POSIX systems - on other platforms, it always returns True, so that the hook always gives Python a chance to check for input.

### Event loops in the kernel

The kernel runs its own event loop, so it's simpler to integrate with others. IPython allows the other event loop to take control, but it must call `IPython.kernel.zmq.kernelbase.Kernel.do_one_iteration()` periodically.

To integrate with this, write a function that takes a single argument, the IPython kernel instance, arranges for your event loop to call `kernel.do_one_iteration()` at least every `kernel._poll_interval` seconds, and starts the event loop.

Decorate this function with `IPython.kernel.zmq.eventloops.register_integration()`, passing in the names you wish to register it for. Here is a slightly simplified version of the Tkinter integration already included in IPython:

```
@register_integration('tk')
def loop_tk(kernel):
    """Start a kernel with the Tk event loop."""
    from tkinter import Tk

    # Tk uses milliseconds
    poll_interval = int(1000*kernel._poll_interval)
    # For Tkinter, we create a Tk object and call its withdraw method.
    class Timer(object):
        def __init__(self, func):
            self.app = Tk()
            self.app.withdraw()
            self.func = func

        def on_timer(self):
            self.func()
            self.app.after(poll_interval, self.on_timer)

        def start(self):
            self.on_timer() # Call it once to get things going.
            self.app.mainloop()

    kernel.timer = Timer(kernel.do_one_iteration)
    kernel.timer.start()
```

Some event loops can go one better, and integrate checking for messages on the kernel's ZMQ sockets, making the kernel more responsive than plain polling. How to do this is outside the scope of this document; if you are interested, look at the integration with Qt in `IPython.kernel.zmq.eventloops`.

---

## IPython developer's guide

---

There are two categories of developer focused documentation:

1. Documentation for developers of *IPython itself*.
2. Documentation for developers of third party tools and libraries that use IPython.

This part of our documentation only contains information in the second category.

Developers interested in working on IPython itself should consult our [developer information](#) on the IPython GitHub wiki.

## 8.1 How IPython works

### 8.1.1 Terminal IPython

When you type `ipython`, you get the original IPython interface, running in the terminal. It does something like this:

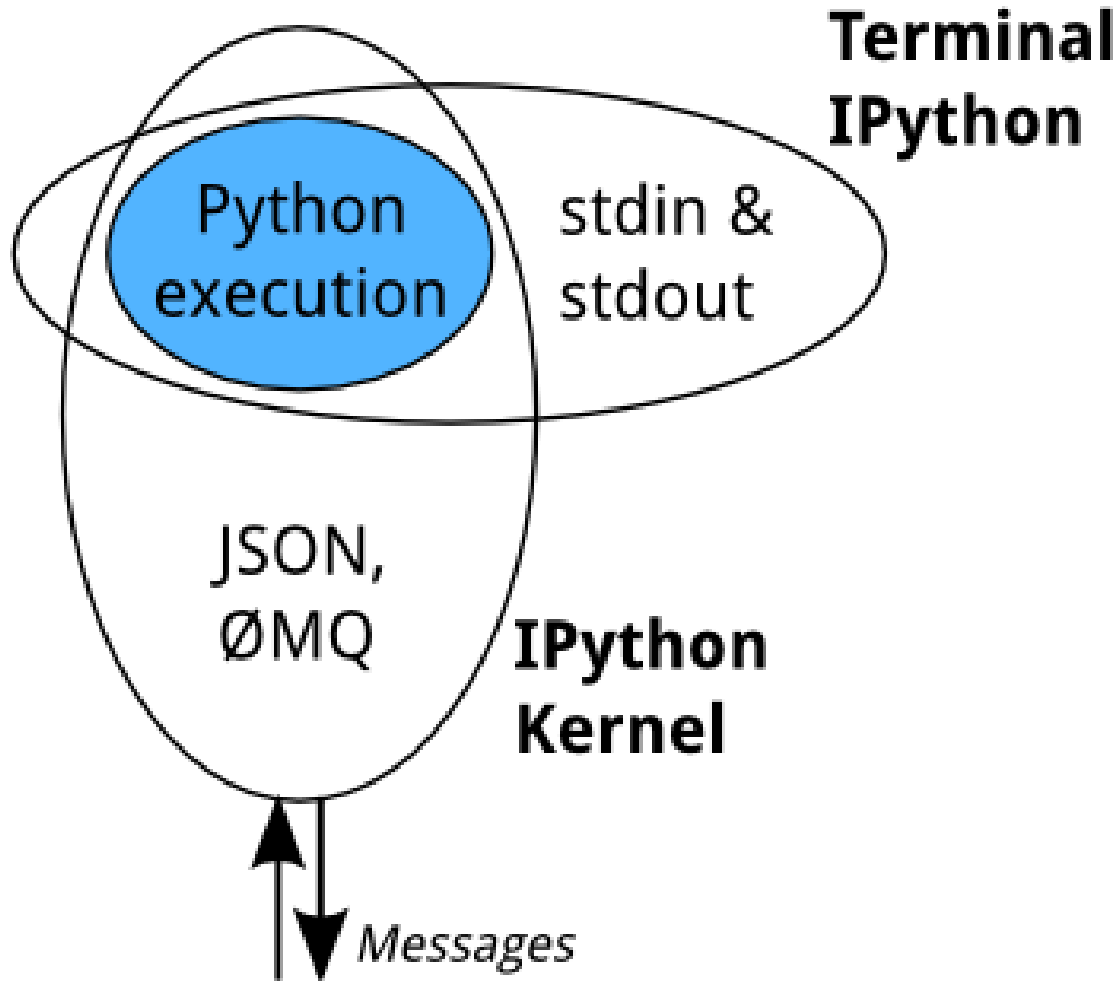
```
while True:
    code = input(">>> ")
    exec(code)
```

Of course, it's much more complex, because it has to deal with multi-line code, tab completion using `readline`, magic commands, and so on. But the model is like that: prompt the user for some code, and when they've entered it, exec it in the same process. This model is often called a REPL, or Read-Eval-Print-Loop.

### 8.1.2 The IPython Kernel

All the other interfaces—the Notebook, the Qt console, `ipython console` in the terminal, and third party interfaces—use the IPython Kernel. This is a separate process which is responsible for running user code, and things like computing possible completions. Frontends communicate with it using JSON messages sent over [ZeroMQ](#) sockets; the protocol they use is described in [Messaging in IPython](#).

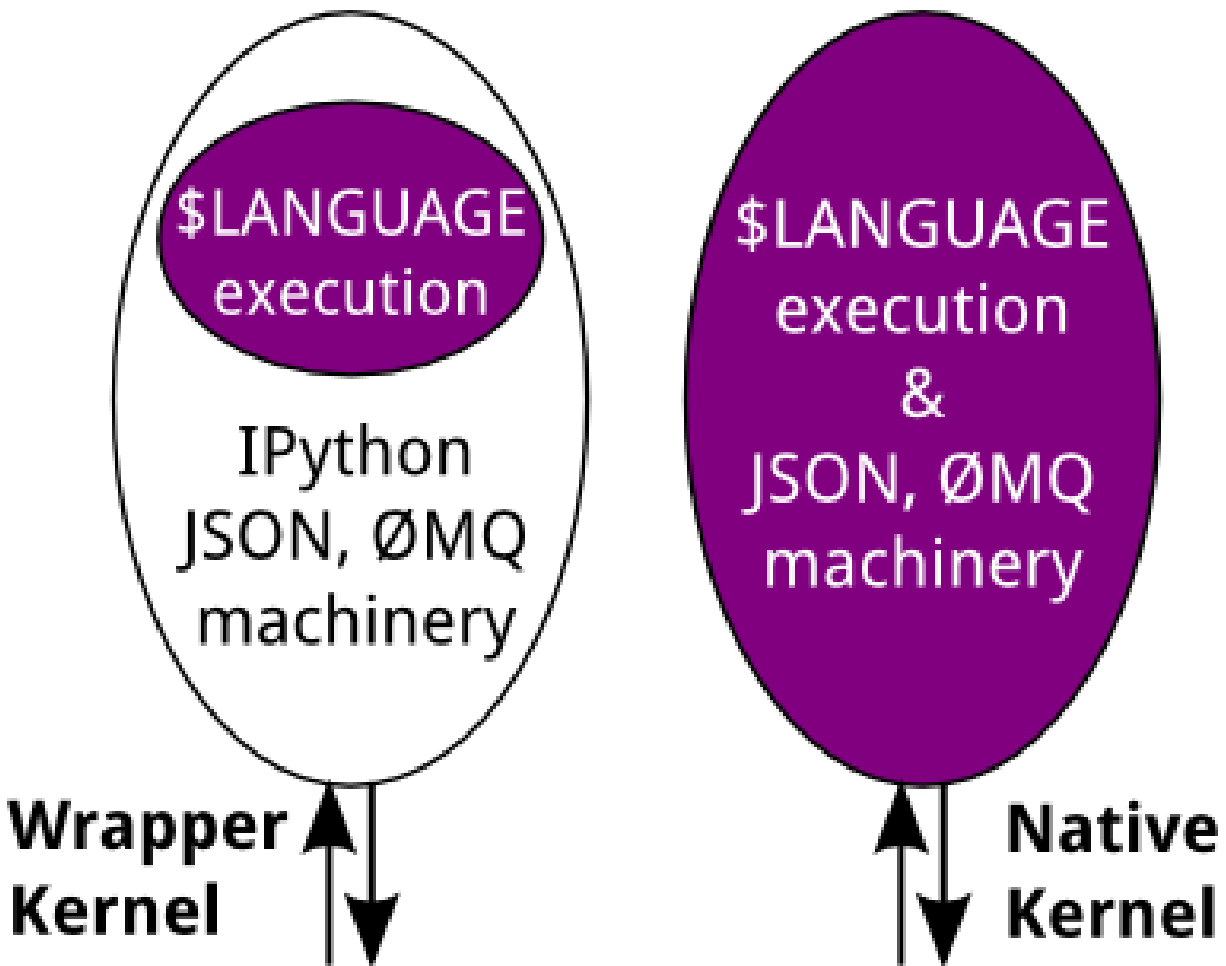
The core execution machinery for the kernel is shared with terminal IPython:



A kernel process can be connected to more than one frontend simultaneously. In this case, the different frontends will have access to the same variables.

This design was intended to allow easy development of different frontends based on the same kernel, but it also made it possible to support new languages in the same frontends, by developing kernels in those languages, and we are refining IPython to make that more practical.

Today, there are two ways to develop a kernel for another language. Wrapper kernels reuse the communications machinery from IPython, and implement only the core execution part. Native kernels implement execution and communications in the target language:



Wrapper kernels are easier to write quickly for languages that have good Python wrappers, like `octave_kernel`, or languages where it's impractical to implement the communications machinery, like `bash_kernel`. Native kernels are likely to be better maintained by the community using them, like `IJulia` or `IHaskell`.

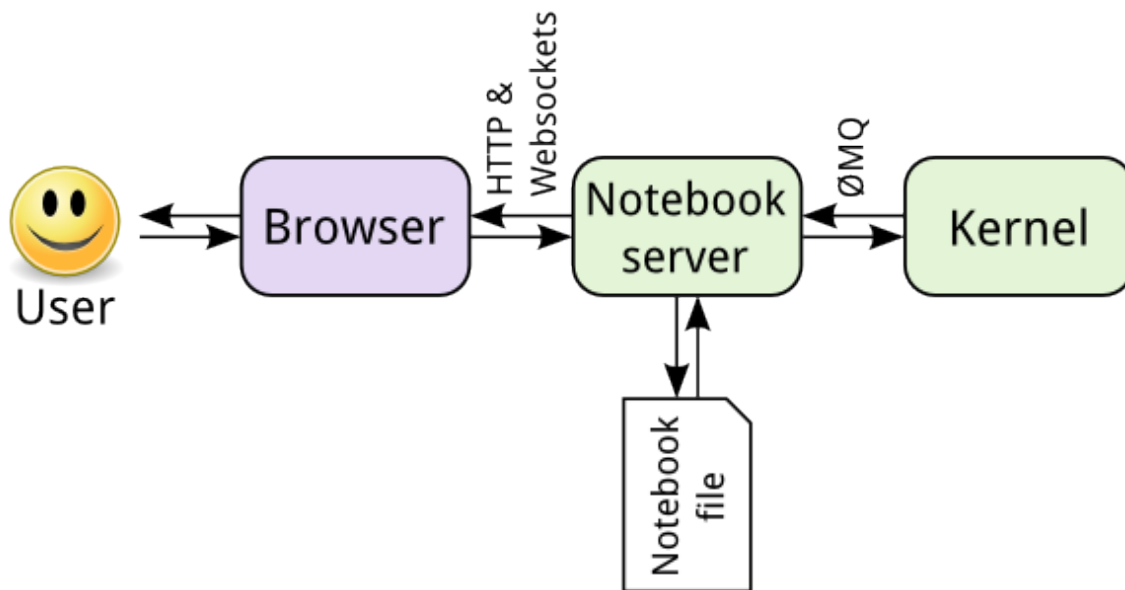
**See also:**

[Making kernels for IPython](#)

[Making simple Python wrapper kernels](#)

### 8.1.3 Notebooks

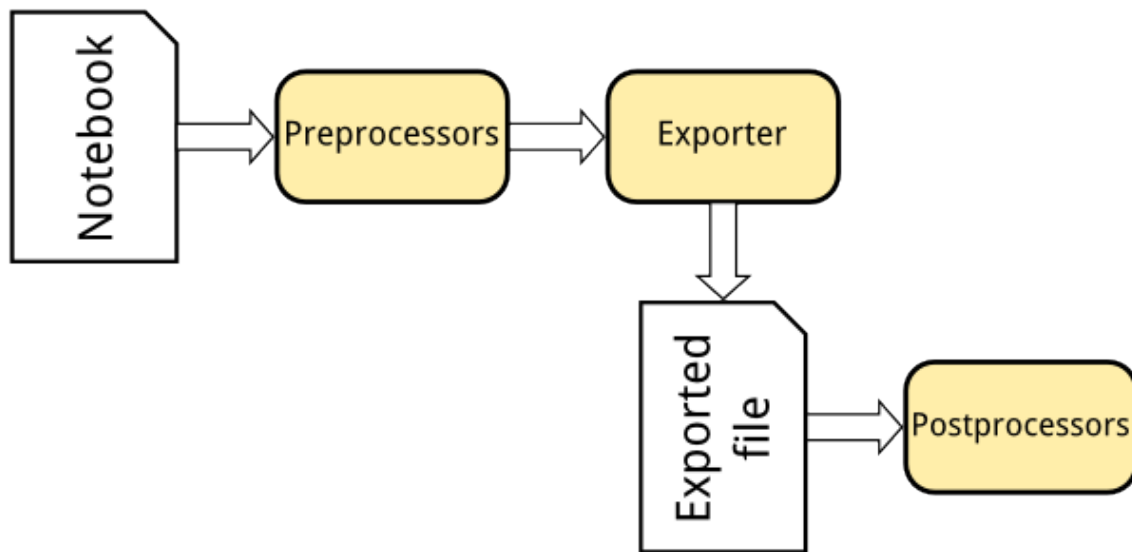
The Notebook frontend does something extra. In addition to running your code, it stores code and output, together with markdown notes, in an editable document called a notebook. When you save it, this is sent from your browser to the notebook server, which saves it on disk as a JSON file with a `.ipynb` extension.



The notebook server, not the kernel, is responsible for saving and loading notebooks, so you can edit notebooks even if you don't have the kernel for that language—you just won't be able to run code. The kernel doesn't know anything about the notebook document: it just gets sent cells of code to execute when the user runs them.

### Exporting to other formats

The Nbconvert tool in IPython converts notebook files to other formats, such as HTML, LaTeX, or reStructuredText. This conversion goes through a series of steps:



1. Preprocessors modify the notebook in memory. E.g. `ExecutePreprocessor` runs the code in the notebook and updates the output.
2. An exporter converts the notebook to another file format. Most of the exporters use templates for this.
3. Postprocessors work on the file produced by exporting.

The [nbviewer](#) website uses `nbconvert` with the HTML exporter. When you give it a URL, it fetches the notebook from that URL, converts it to HTML, and serves that HTML to you.

#### 8.1.4 IPython.parallel

IPython also includes a parallel computing framework, `IPython.parallel`. This allows you to control many individual engines, which are an extended version of the IPython kernel described above. For more details, see [Using IPython for parallel computing](#).

## 8.2 Messaging in IPython

### 8.2.1 Versioning

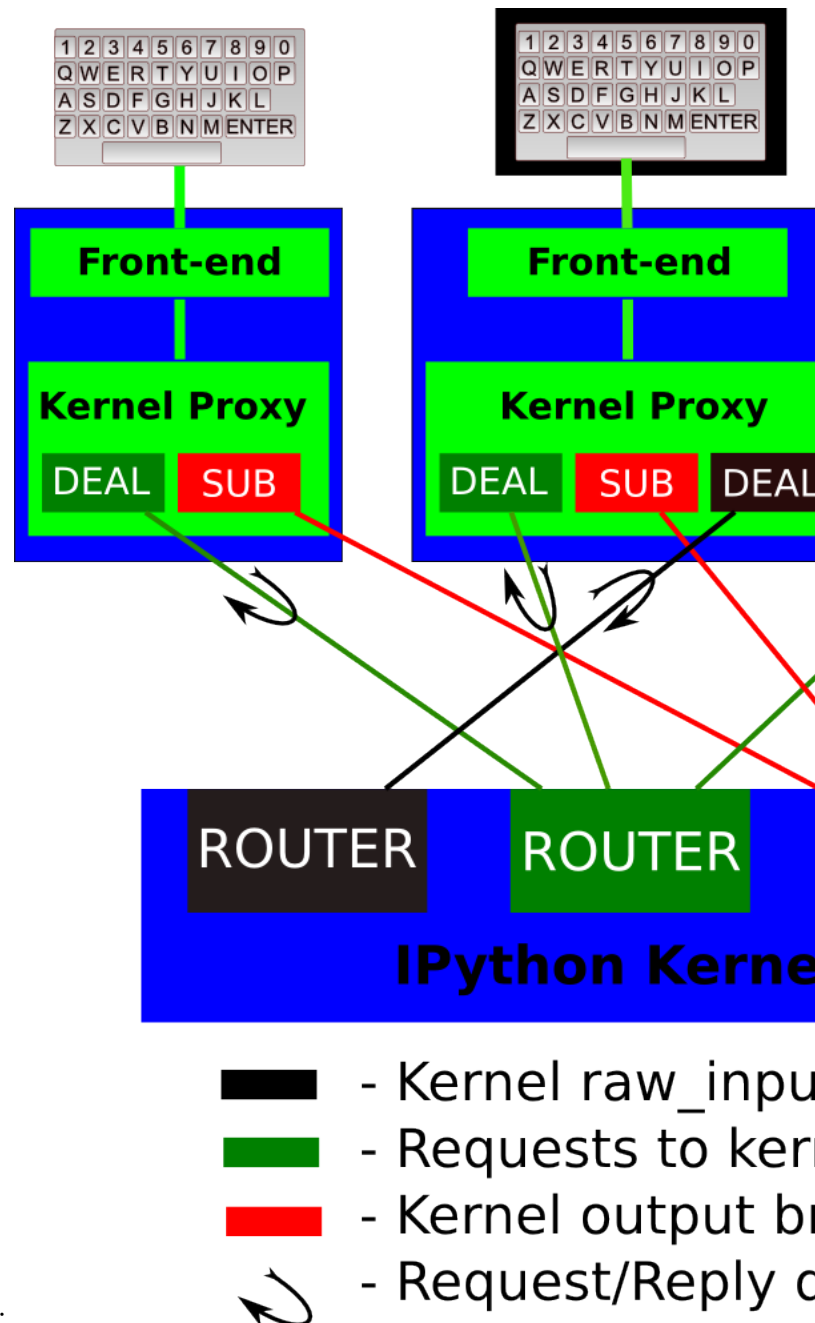
The IPython message specification is versioned independently of IPython. The current version of the specification is 5.0.

### 8.2.2 Introduction

This document explains the basic communications design and messaging specification for how the various IPython objects interact over a network transport. The current implementation uses the [ZeroMQ](#) library for

messaging within and between hosts.

**Note:** This document should be considered the authoritative description of the IPython messaging protocol, and all developers are strongly encouraged to keep it updated as the implementation evolves, so that we have a single common reference for all protocol details.



The basic design is explained in the following diagram:

A single kernel can be simultaneously connected to one or more frontends. The kernel has three sockets that serve the following functions:

1. Shell: this single ROUTER socket allows multiple incoming connections from frontends, and this is



the socket where requests for code execution, object information, prompts, etc. are made to the kernel by any frontend. The communication on this socket is a sequence of request/reply actions from each frontend and the kernel.

2. IOPub: this socket is the ‘broadcast channel’ where the kernel publishes all side effects (stdout, stderr, etc.) as well as the requests coming from any client over the shell socket and its own requests on the stdin socket. There are a number of actions in Python which generate side effects: `print()` writes to `sys.stdout`, errors generate tracebacks, etc. Additionally, in a multi-client scenario, we want all frontends to be able to know what each other has sent to the kernel (this can be useful in collaborative scenarios, for example). This socket allows both side effects and the information about communications taking place with one client over the shell channel to be made available to all clients in a uniform manner.
3. stdin: this ROUTER socket is connected to all frontends, and it allows the kernel to request input from the active frontend when `raw_input()` is called. The frontend that executed the code has a DEALER socket that acts as a ‘virtual keyboard’ for the kernel while this communication is happening (illustrated in the figure by the black outline around the central keyboard). In practice, frontends may display such kernel requests using a special input widget or otherwise indicating that the user is to type input for the kernel instead of normal commands in the frontend.

All messages are tagged with enough information (details below) for clients to know which messages come from their own interaction with the kernel and which ones are from other clients, so they can display each type appropriately.

4. Control: This channel is identical to Shell, but operates on a separate socket, to allow important messages to avoid queueing behind execution requests (e.g. shutdown or abort).

The actual format of the messages allowed on each of these channels is specified below. Messages are dicts of dicts with string keys and values that are reasonably representable in JSON. Our current implementation uses JSON explicitly as its message format, but this shouldn’t be considered a permanent feature. As we’ve discovered that JSON has non-trivial performance issues due to excessive copying, we may in the future move to a pure pickle-based raw message format. However, it should be possible to easily convert from the raw objects to JSON, since we may have non-python clients (e.g. a web frontend). As long as it’s easy to make a JSON version of the objects that is a faithful representation of all the data, we can communicate with such clients.

---

**Note:** Not all of these have yet been fully fleshed out, but the key ones are, see kernel and frontend files for actual implementation details.

---

### 8.2.3 General Message Format

A message is defined by the following four-dictionary structure:

```
{
    # The message header contains a pair of unique identifiers for the
    # originating session and the actual message id, in addition to the
    # username for the process that generated the message. This is useful in
    # collaborative settings where multiple users may be interacting with the
    # same kernel simultaneously, so that frontends can label the various
```

```
# messages in a meaningful way.
'header' : {
    'msg_id' : uuid,
    'username' : str,
    'session' : uuid,
    # All recognized message type strings are listed below.
    'msg_type' : str,
    # the message protocol version
    'version' : '5.0',
},

# In a chain of messages, the header from the parent is copied so that
# clients can track where messages come from.
'parent_header' : dict,

# Any metadata associated with the message.
'metadata' : dict,

# The actual content of the message must be a dict, whose structure
# depends on the message type.
'content' : dict,
}
```

Changed in version 5.0: `version` key added to the header.

## 8.2.4 The Wire Protocol

This message format exists at a high level, but does not describe the actual *implementation* at the wire level in zeromq. The canonical implementation of the message spec is our `Session` class.

---

**Note:** This section should only be relevant to non-Python consumers of the protocol. Python consumers should simply import and use IPython’s own implementation of the wire protocol in the `IPython.kernel.zmq.session.Session` object.

---

Every message is serialized to a sequence of at least six blobs of bytes:

```
[
    b'u-u-i-d',          # zmq identity(ies)
    b'<IDS|MSG>',        # delimiter
    b'baddad42',         # HMAC signature
    b'{header}',          # serialized header dict
    b'{parent_header}',  # serialized parent header dict
    b'{metadata}',        # serialized metadata dict
    b'{content}',         # serialized content dict
    b'blob',             # extra raw data buffer(s)
    ...
]
```

The front of the message is the ZeroMQ routing prefix, which can be zero or more socket identities. This is every piece of the message prior to the delimiter key `<IDS|MSG>`. In the case of `IOPub`, there

should be just one prefix component, which is the topic for IOPub subscribers, e.g. `execute_result`, `display_data`.

---

**Note:** In most cases, the IOPub topics are irrelevant and completely ignored, because frontends just subscribe to all topics. The convention used in the IPython kernel is to use the `msg_type` as the topic, and possibly extra information about the message, e.g. `execute_result` or `stream.stdout`

---

After the delimiter is the [HMAC](#) signature of the message, used for authentication. If authentication is disabled, this should be an empty string. By default, the hashing function used for computing these signatures is `sha256`.

---

**Note:** To disable authentication and signature checking, set the `key` field of a connection file to an empty string.

---

The signature is the HMAC hex digest of the concatenation of:

- A shared key (typically the `key` field of a connection file)
- The serialized header dict
- The serialized parent header dict
- The serialized metadata dict
- The serialized content dict

In Python, this is implemented via:

```
# once:
digester = HMAC(key, digestmod=hashlib.sha256)

# for each message
d = digester.copy()
for serialized_dict in (header, parent, metadata, content):
    d.update(serialized_dict)
signature = d.hexdigest()
```

After the signature is the actual message, always in four frames of bytes. The four dictionaries that compose a message are serialized separately, in the order of header, parent header, metadata, and content. These can be serialized by any function that turns a dict into bytes. The default and most common serialization is JSON, but `msgpack` and `pickle` are common alternatives.

After the serialized dicts are zero to many raw data buffers, which can be used by message types that support binary data (mainly `apply` and `data_pub`).

### 8.2.5 Python functional API

As messages are dicts, they map naturally to a `func(**kw)` call form. We should develop, at a few key points, functional forms of all the requests that take arguments in this manner and automatically construct the necessary dict for sending.

In addition, the Python implementation of the message specification extends messages upon deserialization to the following form for convenience:

```
{
  'header' : dict,
  # The msg's unique identifier and type are always stored in the header,
  # but the Python implementation copies them to the top level.
  'msg_id' : uuid,
  'msg_type' : str,
  'parent_header' : dict,
  'content' : dict,
  'metadata' : dict,
}
```

All messages sent to or received by any IPython process should have this extended structure.

## 8.2.6 Messages on the shell ROUTER/DEALER sockets

### Execute

This message type is used by frontends to ask the kernel to execute code on behalf of the user, in a namespace reserved to the user's variables (and thus separate from the kernel's own internal code and variables).

Message type: `execute_request`:

```
content = {
    # Source code to be executed by the kernel, one or more lines.
    'code' : str,

    # A boolean flag which, if True, signals the kernel to execute
    # this code as quietly as possible.
    # silent=True forces store_history to be False,
    # and will *not*:
    #   - broadcast output on the IOPUB channel
    #   - have an execute_result
    # The default is False.
    'silent' : bool,

    # A boolean flag which, if True, signals the kernel to populate history
    # The default is True if silent is False. If silent is True, store_history
    # is forced to be False.
    'store_history' : bool,

    # A dict mapping names to expressions to be evaluated in the
    # user's dict. The rich display-data representation of each will be evaluated after execut.
    # See the display_data content for the structure of the representation data.
    'user_expressions' : dict,

    # Some frontends do not support stdin requests.
    # If raw_input is called from code executed from such a frontend,
    # a StdinNotImplementedError will be raised.
    'allow_stdin' : True,
```

```
# A boolean flag, which, if True, does not abort the execution queue, if an exception is e
# This allows the queued execution of multiple execute_requests, even if they generate exc
'stop_on_error' : False,
}
```

Changed in version 5.0: `user_variables` removed, because it is redundant with `user_expressions`.

The code field contains a single string (possibly multiline) to be executed.

The `user_expressions` field deserves a detailed explanation. In the past, IPython had the notion of a prompt string that allowed arbitrary code to be evaluated, and this was put to good use by many in creating prompts that displayed system status, path information, and even more esoteric uses like remote instrument status acquired over the network. But now that IPython has a clean separation between the kernel and the clients, the kernel has no prompt knowledge; prompts are a frontend feature, and it should be even possible for different frontends to display different prompts while interacting with the same kernel. `user_expressions` can be used to retrieve this information.

Any error in evaluating any expression in `user_expressions` will result in only that key containing a standard error message, of the form:

```
{
    'status' : 'error',
    'ename'  : 'NameError',
    'evalue' : 'foo',
    'traceback' : ...
}
```

---

**Note:** In order to obtain the current execution counter for the purposes of displaying input prompts, frontends may make an execution request with an empty code string and `silent=True`.

---

Upon completion of the execution request, the kernel *always* sends a reply, with a status code indicating what happened and additional data depending on the outcome. See [below](#) for the possible return codes and associated data.

**See also:**

*Execution semantics in the IPython kernel*

### Execution counter (prompt number)

The kernel should have a single, monotonically increasing counter of all execution requests that are made with `store_history=True`. This counter is used to populate the `In[n]` and `Out[n]` prompts. The value of this counter will be returned as the `execution_count` field of all `execute_reply` and `execute_input` messages.

### Execution results

Message type: `execute_reply`:

```
content = {
    # One of: 'ok' OR 'error' OR 'abort'
    'status' : str,

    # The global kernel counter that increases by one with each request that
    # stores history. This will typically be used by clients to display
    # prompt numbers to the user. If the request did not store history, this will
    # be the current value of the counter in the kernel.
    'execution_count' : int,
}
```

When status is ‘ok’, the following extra fields are present:

```
{
    # 'payload' will be a list of payload dicts, and is optional.
    # payloads are considered deprecated.
    # The only requirement of each payload dict is that it have a 'source' key,
    # which is a string classifying the payload (e.g. 'page').

    'payload' : list(dict),

    # Results for the user_expressions.
    'user_expressions' : dict,
}
```

Changed in version 5.0: `user_variables` is removed, use `user_expressions` instead.

When status is ‘error’, the following extra fields are present:

```
{
    'ename' : str,    # Exception name, as a string
    'evalue' : str,   # Exception value, as a string

    # The traceback will contain a list of frames, represented each as a
    # string. For now we'll stick to the existing design of ultraTB, which
    # controls exception level of detail statefully. But eventually we'll
    # want to grow into a model where more information is collected and
    # packed into the traceback object, with clients deciding how little or
    # how much of it to unpack. But for now, let's start with a simple list
    # of strings, since that requires only minimal changes to ultraTB as
    # written.
    'traceback' : list,
}
```

When status is ‘abort’, there are for now no additional data fields. This happens when the kernel was interrupted by a signal.

---

## Payloads

### Execution payloads

Payloads are considered deprecated, though their replacement is not yet implemented.

---

Payloads are a way to trigger frontend actions from the kernel. Current payloads:

**page:** display data in a pager.

Pager output is used for introspection, or other displayed information that's not considered output. Pager payloads are generally displayed in a separate pane, that can be viewed alongside code, and are not included in notebook documents.

```
{
  "source": "page",
  # mime-bundle of data to display in the pager.
  # Must include text/plain.
  "data": mimebundle,
  # line offset to start from
  "start": int,
}
```

**set\_next\_input:** create a new output

used to create new cells in the notebook, or set the next input in a console interface. The main example being `%load`.

```
{
  "source": "set_next_input",
  # the text contents of the cell to create
  "text": "some cell content",
  # If true, replace the current cell in document UIs instead of inserting
  # a cell. Ignored in console UIs.
  "replace": bool,
}
```

**edit:** open a file for editing.

Triggered by `%edit`. Only the QtConsole currently supports edit payloads.

```
{
  "source": "edit",
  "filename": "/path/to/file.py", # the file to edit
  "line_number": int, # the line number to start with
}
```

**ask\_exit:** instruct the frontend to prompt the user for exit

Allows the kernel to request exit, e.g. via `%exit` in IPython. Only for console frontends.

```
{
  "source": "ask_exit",
  # whether the kernel should be left running, only closing the client
  "keepkernel": bool,
}
```

## Introspection

Code can be inspected to show useful information to the user. It is up to the Kernel to decide what information should be displayed, and its formatting.

Message type: `inspect_request`:

```
content = {
    # The code context in which introspection is requested
    # this may be up to an entire multiline cell.
    'code' : str,

    # The cursor position within 'code' (in unicode characters) where inspection is requested
    'cursor_pos' : int,

    # The level of detail desired. In IPython, the default (0) is equivalent to typing
    # 'x?' at the prompt, 1 is equivalent to 'x??'.
    # The difference is up to kernels, but in IPython level 1 includes the source code
    # if available.
    'detail_level' : 0 or 1,
}
```

Changed in version 5.0: `object_info_request` renamed to `inspect_request`.

Changed in version 5.0: name key replaced with `code` and `cursor_pos`, moving the lexing responsibility to the kernel.

The reply is a mime-bundle, like a [\*display\\_data\*](#) message, which should be a formatted representation of information about the context. In the notebook, this is used to show tooltips over function calls, etc.

Message type: `inspect_reply`:

```
content = {
    # 'ok' if the request succeeded or 'error', with error information as in all other replies
    'status' : 'ok',

    # found should be true if an object was found, false otherwise
    'found' : bool,

    # data can be empty if nothing is found
    'data' : dict,
    'metadata' : dict,
}
```

Changed in version 5.0: `object_info_reply` renamed to `inspect_reply`.

Changed in version 5.0: Reply is changed from structured data to a mime bundle, allowing formatting decisions to be made by the kernel.

## Completion

Message type: `complete_request`:

```
content = {
    # The code context in which completion is requested
    # this may be up to an entire multiline cell, such as
    # 'foo = a.isal'
    'code' : str,
```



```

    # The cursor position within 'code' (in unicode characters) where completion is requested.
    'cursor_pos' : int,
}

```

Changed in version 5.0: line, block, and text keys are removed in favor of a single code for context. Lexing is up to the kernel.

Message type: complete\_reply:

```

content = {
# The list of all matches to the completion request, such as
# ['a.isalnum', 'a.isalpha'] for the above example.
'matches' : list,

# The range of text that should be replaced by the above matches when a completion is accepted.
# typically cursor_end is the same as cursor_pos in the request.
'cursor_start' : int,
'cursor_end' : int,

# Information that frontend plugins might use for extra display information about completion.
'metadata' : dict,

# status should be 'ok' unless an exception was raised during the request,
# in which case it should be 'error', along with the usual error message content
# in other messages.
'status' : 'ok'
}

```

Changed in version 5.0: matched\_text is removed in favor of cursor\_start and cursor\_end. metadata is added for extended information.

## History

For clients to explicitly request history from a kernel. The kernel has all the actual execution history stored in a single location, so clients can request it from the kernel when needed.

Message type: history\_request:

- content = {

```

# If True, also return output history in the resulting dict.
'output' : bool,

# If True, return the raw input history, else the transformed input.
'raw' : bool,

# So far, this can be 'range', 'tail' or 'search'.
'hist_access_type' : str,

# If hist_access_type is 'range', get a range of input cells. session can
# be a positive session number, or a negative number to count back from
# the current session.
'session' : int,

```

```
# start and stop are line numbers within that session.
'start' : int,
'stop' : int,

# If hist_access_type is 'tail' or 'search', get the last n cells.
'n' : int,

# If hist_access_type is 'search', get cells matching the specified glob
# pattern (with * and ? as wildcards).
'pattern' : str,

# If hist_access_type is 'search' and unique is true, do not
# include duplicated history. Default is false.
'unique' : bool,
}
```

New in version 4.0: The key `unique` for `history_request`.

Message type: `history_reply`:

```
content = {
    # A list of 3 tuples, either:
    # (session, line_number, input) or
    # (session, line_number, (input, output)),
    # depending on whether output was False or True, respectively.
    'history' : list,
}
```

## Code completeness

New in version 5.0.

When the user enters a line in a console style interface, the console must decide whether to immediately execute the current code, or whether to show a continuation prompt for further input. For instance, in Python `a = 5` would be executed immediately, while `for i in range(5) :` would expect further input.

There are four possible replies:

- *complete* code is ready to be executed
- *incomplete* code should prompt for another line
- *invalid* code will typically be sent for execution, so that the user sees the error soonest.
- *unknown* - if the kernel is not able to determine this. The frontend should also handle the kernel not replying promptly. It may default to sending the code for execution, or it may implement simple fallback heuristics for whether to execute the code (e.g. execute after a blank line).

Frontends may have ways to override this, forcing the code to be sent for execution or forcing a continuation prompt.

Message type: `is_complete_request`:

```
content = {
    # The code entered so far as a multiline string
    'code' : str,
}
```

Message type: `is_complete_reply`:

```
content = {
    # One of 'complete', 'incomplete', 'invalid', 'unknown'
    'status' : str,

    # If status is 'incomplete', indent should contain the characters to use
    # to indent the next line. This is only a hint: frontends may ignore it
    # and use their own autoindentation rules. For other statuses, this
    # field does not exist.
    'indent': str,
}
```

## Connect

When a client connects to the request/reply socket of the kernel, it can issue a connect request to get basic information about the kernel, such as the ports the other ZeroMQ sockets are listening on. This allows clients to only have to know about a single port (the shell channel) to connect to a kernel.

Message type: `connect_request`:

```
content = {
}
```

Message type: `connect_reply`:

```
content = {
    'shell_port' : int,    # The port the shell ROUTER socket is listening on.
    'iopub_port' : int,   # The port the PUB socket is listening on.
    'stdin_port' : int,   # The port the stdin ROUTER socket is listening on.
    'hb_port' : int,      # The port the heartbeat socket is listening on.
}
```

## Kernel info

If a client needs to know information about the kernel, it can make a request of the kernel's information. This message can be used to fetch core information of the kernel, including language (e.g., Python), language version number and IPython version number, and the IPython message spec version number.

Message type: `kernel_info_request`:

```
content = {
}
```

Message type: `kernel_info_reply`:

```
content = {
    # Version of messaging protocol.
    # The first integer indicates major version. It is incremented when
    # there is any backward incompatible change.
    # The second integer indicates minor version. It is incremented when
    # there is any backward compatible change.
    'protocol_version': 'X.Y.Z',

    # The kernel implementation name
    # (e.g. 'ipython' for the IPython kernel)
    'implementation': str,

    # Implementation version number.
    # The version number of the kernel's implementation
    # (e.g. IPython.__version__ for the IPython kernel)
    'implementation_version': 'X.Y.Z',

    # Information about the language of code for the kernel
    'language_info': {
        # Name of the programming language in which kernel is implemented.
        # Kernel included in IPython returns 'python'.
        'name': str,

        # Language version number.
        # It is Python version number (e.g., '2.7.3') for the kernel
        # included in IPython.
        'version': 'X.Y.Z',

        # mimetype for script files in this language
        'mimetype': str,

        # Extension including the dot, e.g. '.py'
        'file_extension': str,

        # Pygments lexer, for highlighting
        # Only needed if it differs from the top level 'language' field.
        'pygments_lexer': str,

        # Codemirror mode, for highlighting in the notebook.
        # Only needed if it differs from the top level 'language' field.
        'codemirror_mode': str or dict,

        # Nbconvert exporter, if notebooks written with this kernel should
        # be exported with something other than the general 'script'
        # exporter.
        'nbconvert_exporter': str,
    },

    # A banner of information about the kernel,
    # which may be displayed in console environments.
    'banner' : str,

    # Optional: A list of dictionaries, each with keys 'text' and 'url'.
```

```
# These will be displayed in the help menu in the notebook UI.
'help_links': [
    {'text': str, 'url': str}
],
}
```

Refer to the lists of available [Pygments lexers](#) and [codemirror modes](#) for those fields.

Changed in version 5.0: Versions changed from lists of integers to strings.

Changed in version 5.0: `ipython_version` is removed.

Changed in version 5.0: `language_info`, `implementation`, `implementation_version`, `banner` and `help_links` keys are added.

Changed in version 5.0: `language_version` moved to `language_info.version`

Changed in version 5.0: `language` moved to `language_info.name`

## Kernel shutdown

The clients can request the kernel to shut itself down; this is used in multiple cases:

- when the user chooses to close the client application via a menu or window control.
- when the user types ‘exit’ or ‘quit’ (or their uppercase magic equivalents).
- when the user chooses a GUI method (like the ‘Ctrl-C’ shortcut in the IPythonQt client) to force a kernel restart to get a clean kernel without losing client-side state like history or inlined figures.

The client sends a shutdown request to the kernel, and once it receives the reply message (which is otherwise empty), it can assume that the kernel has completed shutdown safely.

Upon their own shutdown, client applications will typically execute a last minute sanity check and forcefully terminate any kernel that is still alive, to avoid leaving stray processes in the user’s machine.

Message type: `shutdown_request`:

```
content = {
    'restart' : bool # whether the shutdown is final, or precedes a restart
}
```

Message type: `shutdown_reply`:

```
content = {
    'restart' : bool # whether the shutdown is final, or precedes a restart
}
```

---

**Note:** When the clients detect a dead kernel thanks to inactivity on the heartbeat socket, they simply send a forceful process termination signal, since a dead process is unlikely to respond in any useful way to messages.

---

## 8.2.7 Messages on the PUB/SUB socket

### Streams (stdout, stderr, etc)

Message type: stream:

```
content = {
    # The name of the stream is one of 'stdout', 'stderr'
    'name' : str,

    # The text is an arbitrary string to be written to that stream
    'text' : str,
}
```

Changed in version 5.0: ‘data’ key renamed to ‘text’ for consistency with the notebook format.

### Display Data

This type of message is used to bring back data that should be displayed (text, html, svg, etc.) in the frontends. This data is published to all frontends. Each message can have multiple representations of the data; it is up to the frontend to decide which to use and how. A single message should contain all possible representations of the same information. Each representation should be a JSON’able data structure, and should be a valid MIME type.

Some questions remain about this design:

- Do we use this message type for `execute_result/displayhook`? Probably not, because the `displayhook` also has to handle the Out prompt display. On the other hand we could put that information into the metadata section.

Message type: `display_data`:

```
content = {

    # Who create the data
    'source' : str,

    # The data dict contains key/value pairs, where the keys are MIME
    # types and the values are the raw data of the representation in that
    # format.
    'data' : dict,

    # Any metadata that describes the data
    'metadata' : dict
}
```

The `metadata` contains any metadata that describes the output. Global keys are assumed to apply to the output as a whole. The `metadata` dict can also contain mime-type keys, which will be sub-dictionaries, which are interpreted as applying only to output of that type. Third parties should put any data they write into a single dict with a reasonably unique name to avoid conflicts.

The only metadata keys currently defined in IPython are the width and height of images:

```

metadata = {
    'image/png' : {
        'width': 640,
        'height': 480
    }
}

```

Changed in version 5.0: `application/json` data should be unpacked JSON data, not double-serialized as a JSON string.

## Raw Data Publication

`display_data` lets you publish *representations* of data, such as images and html. This `data_pub` message lets you publish *actual raw data*, sent via message buffers.

`data_pub` messages are constructed via the `IPython.lib.datapub.publish_data()` function:

```

from IPython.kernel.zmq.datapub import publish_data
ns = dict(x=my_array)
publish_data(ns)

```

Message type: `data_pub`:

```

content = {
    # the keys of the data dict, after it has been unserialized
    'keys' : ['a', 'b']
}
# the namespace dict will be serialized in the message buffers,
# which will have a length of at least one
buffers = [b'pdict', ...]

```

The interpretation of a sequence of `data_pub` messages for a given parent request should be to update a single namespace with subsequent results.

---

**Note:** No frontends directly handle `data_pub` messages at this time. It is currently only used by the client/engines in `IPython.parallel`, where engines may publish *data* to the Client, of which the Client can then publish *representations* via `display_data` to various frontends.

---

## Code inputs

To let all frontends know what code is being executed at any given time, these messages contain a re-broadcast of the `code` portion of an *execute\_request*, along with the *execution\_count*.

Message type: `execute_input`:

```

content = {
    'code' : str, # Source code to be executed, one or more lines

    # The counter for this execution is also provided so that clients can

```

```
# display it, since IPython automatically creates variables called _iN
# (for input prompt In[N]).
'execution_count' : int
}
```

Changed in version 5.0: `pyin` is renamed to `execute_input`.

## Execution results

Results of an execution are published as an `execute_result`. These are identical to *display\_data* messages, with the addition of an `execution_count` key.

Results can have multiple simultaneous formats depending on its configuration. A plain text representation should always be provided in the `text/plain` mime-type. Frontends are free to display any or all of these according to its capabilities. Frontends should ignore mime-types they do not understand. The data itself is any JSON object and depends on the format. It is often, but not always a string.

Message type: `execute_result`:

```
content = {

    # The counter for this execution is also provided so that clients can
    # display it, since IPython automatically creates variables called _N
    # (for prompt N).
    'execution_count' : int,

    # data and metadata are identical to a display_data message.
    # the object being displayed is that passed to the display hook,
    # i.e. the *result* of the execution.
    'data' : dict,
    'metadata' : dict,
}
```

## Execution errors

When an error occurs during code execution

Message type: `error`:

```
content = {
    # Similar content to the execute_reply messages for the 'error' case,
    # except the 'status' field is omitted.
}
```

Changed in version 5.0: `pyerr` renamed to `error`

## Kernel status

This message type is used by frontends to monitor the status of the kernel.

Message type: `status`:



```
content = {
    # When the kernel starts to handle a message, it will enter the 'busy'
    # state and when it finishes, it will enter the 'idle' state.
    # The kernel will publish state 'starting' exactly once at process startup.
    execution_state : ('busy', 'idle', 'starting')
}
```

Changed in version 5.0: Busy and idle messages should be sent before/after handling every message, not just execution.

**Note:** Extra status messages are added between the notebook webserver and websocket clients that are not sent by the kernel. These are:

- restarting (kernel has died, but will be automatically restarted)
- dead (kernel has died, restarting has failed)

## Clear output

This message type is used to clear the output that is visible on the frontend.

Message type: `clear_output`:

```
content = {

    # Wait to clear the output until new output is available. Clears the
    # existing output immediately before the new output is displayed.
    # Useful for creating simple animations with minimal flickering.
    'wait' : bool,
}
```

Changed in version 4.1: `stdout`, `stderr`, and `display` boolean keys for selective clearing are removed, and `wait` is added. The selective clearing keys are ignored in v4 and the default behavior remains the same, so v4 `clear_output` messages will be safely handled by a v4.1 frontend.

## 8.2.8 Messages on the stdin ROUTER/DEALER sockets

This is a socket where the request/reply pattern goes in the opposite direction: from the kernel to a *single* frontend, and its purpose is to allow `raw_input` and similar operations that read from `sys.stdin` on the kernel to be fulfilled by the client. The request should be made to the frontend that made the execution request that prompted `raw_input` to be called. For now we will keep these messages as simple as possible, since they only mean to convey the `raw_input(prompt)` call.

Message type: `input_request`:

```
content = {
    # the text to show at the prompt
    'prompt' : str,
    # Is the request for a password?
}
```

```
# If so, the frontend shouldn't echo input.
'password' : bool
}
```

Message type: `input_reply`:

```
content = { 'value' : str }
```

When `password` is `True`, the frontend should not echo the input as it is entered.

Changed in version 5.0: `password` key added.

---

**Note:** The `stdin` socket of the client is required to have the same `zmq IDENTITY` as the client's shell socket. Because of this, the `input_request` must be sent with the same `IDENTITY` routing prefix as the `execute_reply` in order for the frontend to receive the message.

---

---

**Note:** We do not explicitly try to forward the raw `sys.stdin` object, because in practice the kernel should behave like an interactive program. When a program is opened on the console, the keyboard effectively takes over the `stdin` file descriptor, and it can't be used for raw reading anymore. Since the IPython kernel effectively behaves like a console program (albeit one whose "keyboard" is actually living in a separate process and transported over the `zmq` connection), raw `stdin` isn't expected to be available.

---

## 8.2.9 Heartbeat for kernels

Clients send ping messages on a `REQ` socket, which are echoed right back from the Kernel's `REP` socket. These are simple bytestrings, not full JSON messages described above.

## 8.2.10 Custom Messages

New in version 4.1.

IPython 2.0 (`msgspec v4.1`) adds a messaging system for developers to add their own objects with Frontend and Kernel-side components, and allow them to communicate with each other. To do this, IPython adds a notion of a `Comm`, which exists on both sides, and can communicate in either direction.

These messages are fully symmetrical - both the Kernel and the Frontend can send each message, and no messages expect a reply. The Kernel listens for these messages on the Shell channel, and the Frontend listens for them on the `IOPub` channel.

### Opening a Comm

Opening a `Comm` produces a `comm_open` message, to be sent to the other side:

```
{
  'comm_id' : 'u-u-i-d',
  'target_name' : 'my_comm',
  'data' : {}
}
```

Every Comm has an ID and a target name. The code handling the message on the receiving side is responsible for maintaining a mapping of target\_name keys to constructors. After a `comm_open` message has been sent, there should be a corresponding Comm instance on both sides. The `data` key is always a dict and can be any extra JSON information used in initialization of the comm.

If the `target_name` key is not found on the receiving side, then it should immediately reply with a `comm_close` message to avoid an inconsistent state.

## Comm Messages

Comm messages are one-way communications to update comm state, used for synchronizing widget state, or simply requesting actions of a comm's counterpart.

Essentially, each comm pair defines their own message specification implemented inside the `data` dict.

There are no expected replies (of course, one side can send another `comm_msg` in reply).

Message type: `comm_msg`:

```
{
  'comm_id' : 'u-u-i-d',
  'data' : {}
}
```

## Tearing Down Comms

Since comms live on both sides, when a comm is destroyed the other side must be notified. This is done with a `comm_close` message.

Message type: `comm_close`:

```
{
  'comm_id' : 'u-u-i-d',
  'data' : {}
}
```

## Output Side Effects

Since comm messages can execute arbitrary user code, handlers should set the parent header and publish status busy / idle, just like an execute request.

### 8.2.11 To Do

Missing things include:

- Important: finish thinking through the payload concept and API.

## 8.3 Making kernels for IPython

A ‘kernel’ is a program that runs and introspects the user’s code. IPython includes a kernel for Python code, and people have written kernels for [several other languages](#).

When IPython starts a kernel, it passes it a connection file. This specifies how to set up communications with the frontend.

There are two options for writing a kernel:

1. You can reuse the IPython kernel machinery to handle the communications, and just describe how to execute your code. This is much simpler if the target language can be driven from Python. See [Making simple Python wrapper kernels](#) for details.
2. You can implement the kernel machinery in your target language. This is more work initially, but the people using your kernel might be more likely to contribute to it if it’s in the language they know.

### 8.3.1 Connection files

Your kernel will be given the path to a connection file when it starts (see [Kernel specs](#) for how to specify the command line arguments for your kernel). This file, which is accessible only to the current user, will contain a JSON dictionary looking something like this:

```
{
  "control_port": 50160,
  "shell_port": 57503,
  "transport": "tcp",
  "signature_scheme": "hmac-sha256",
  "stdin_port": 52597,
  "hb_port": 42540,
  "ip": "127.0.0.1",
  "iopub_port": 40885,
  "key": "a0436f6c-1916-498b-8eb9-e81ab9368e84"
}
```

The `transport`, `ip` and five `_port` fields specify five ports which the kernel should bind to using [ZeroMQ](#). For instance, the address of the shell socket in the example above would be:

```
tcp://127.0.0.1:57503
```

New ports are chosen at random for each kernel started.

`signature_scheme` and `key` are used to cryptographically sign messages, so that other users on the system can’t send code to run in this kernel. See [The Wire Protocol](#) for the details of how this signature is calculated.

### 8.3.2 Handling messages

After reading the connection file and binding to the necessary sockets, the kernel should go into an event loop, listening on the hb (heartbeat), control and shell sockets.

*Heartbeat* messages should be echoed back immediately on the same socket - the frontend uses this to check that the kernel is still alive.

Messages on the control and shell sockets should be parsed, and their signature validated. See *The Wire Protocol* for how to do this.

The kernel will send messages on the iopub socket to display output, and on the stdin socket to prompt the user for textual input.

**See also:**

**Messaging in IPython** Details of the different sockets and the messages that come over them

**Creating Language Kernels for IPython** A blog post by the author of *IHaskell*, a Haskell kernel

**simple\_kernel** A simple example implementation of the kernel machinery in Python

### 8.3.3 Kernel specs

A kernel identifies itself to IPython by creating a directory, the name of which is used as an identifier for the kernel. These may be created in a number of locations:

	Unix	Windows
System	/usr/share/jupyter/kernels /usr/local/share/jupyter/kernels	%PROGRAMDATA%\jupyter\kernels
User	~/.ipython/kernels	

The user location takes priority over the system locations, and the case of the names is ignored, so selecting kernels works the same way whether or not the filesystem is case sensitive.

Inside the directory, the most important file is *kernel.json*. This should be a JSON serialised dictionary containing the following keys and values:

- **argv**: A list of command line arguments used to start the kernel. The text `{connection_file}` in any argument will be replaced with the path to the connection file.
- **display\_name**: The kernel's name as it should be displayed in the UI. Unlike the kernel name used in the API, this can contain arbitrary unicode characters.
- **language**: The name of the language of the kernel. When loading notebooks, if no matching kernel-spec key (may differ across machines) is found, a kernel with a matching language will be used. This allows a notebook written on any Python or Julia kernel to be properly associated with the user's Python or Julia kernel, even if they aren't listed under the same name as the author's.
- **env** (optional): A dictionary of environment variables to set for the kernel. These will be added to the current environment variables before the kernel is started.

For example, the *kernel.json* file for IPython looks like this:

```
{
  "argv": ["python3", "-m", "IPython.kernel",
           "-f", "{connection_file}"],
  "display_name": "Python 3",
  "language": "python"
}
```

To see the available kernel specs, run:

```
ipython kernelspec list
```

To start the terminal console or the Qt console with a specific kernel:

```
ipython console --kernel bash
ipython qtconsole --kernel bash
```

To use different kernels in the notebook, select a different kernel from the dropdown menu in the top-right of the UI.

## 8.4 Making simple Python wrapper kernels

New in version 3.0.

You can now re-use the kernel machinery in IPython to easily make new kernels. This is useful for languages that have Python bindings, such as [Octave](#) (via [Oct2Py](#)), or languages where the REPL can be controlled in a tty using [pexpect](#), such as bash.

**See also:**

**[bash\\_kernel](#)** A simple kernel for bash, written using this machinery

### 8.4.1 Required steps

Subclass `IPython.kernel.zmq.kernelbase.Kernel`, and implement the following methods and attributes:

**class `MyKernel`**

**`implementation`**  
**`implementation_version`**  
**`language`**  
**`language_version`**  
**`banner`**

Information for *Kernel info* replies. ‘Implementation’ refers to the kernel (e.g. IPython), and ‘language’ refers to the language it interprets (e.g. Python). The ‘banner’ is displayed to the user in console UIs before the first prompt. All of these values are strings.

**`language_info`**

Language information for *Kernel info* replies, in a dictionary. This should contain the key

mimetype with the mimetype of code in the target language (e.g. `'text/x-python'`), and `file_extension` (e.g. `'py'`). It may also contain keys `codemirror_mode` and `pygments_lexer` if they need to differ from *language*.

Other keys may be added to this later.

**do\_execute** (*code*, *silent*, *store\_history=True*, *user\_expressions=None*, *allow\_stdin=False*)  
Execute user code.

#### Parameters

- **code** (*str*) – The code to be executed.
- **silent** (*bool*) – Whether to display output.
- **store\_history** (*bool*) – Whether to record this code in history and increase the execution count. If `silent` is `True`, this is implicitly `False`.
- **user\_expressions** (*dict*) – Mapping of names to expressions to evaluate after the code has run. You can ignore this if you need to.
- **allow\_stdin** (*bool*) – Whether the frontend can provide input on request (e.g. for Python's `raw_input()`).

Your method should return a dict containing the fields described in *Execution results*. To display output, it can send messages using `send_response()`. See *Messaging in IPython* for details of the different message types.

To launch your kernel, add this at the end of your module:

```
if __name__ == '__main__':
    from IPython.kernel.zmq.kernelapp import IPKernelApp
    IPKernelApp.launch_instance(kernel_class=MyKernel)
```

## 8.4.2 Example

`echokernel.py` will simply echo any input it's given to stdout:

```
from IPython.kernel.zmq.kernelbase import Kernel

class EchoKernel(Kernel):
    implementation = 'Echo'
    implementation_version = '1.0'
    language = 'no-op'
    language_version = '0.1'
    language_info = {'mimetype': 'text/plain'}
    banner = "Echo kernel - as useful as a parrot"

    def do_execute(self, code, silent, store_history=True, user_expressions=None,
                  allow_stdin=False):
        if not silent:
            stream_content = {'name': 'stdout', 'text': code}
            self.send_response(self.iopub_socket, 'stream', stream_content)
```

```
    return {'status': 'ok',
           # The base class increments the execution count
           'execution_count': self.execution_count,
           'payload': [],
           'user_expressions': {}},
        }

if __name__ == '__main__':
    from IPython.kernel.zmq.kernelapp import IPKernelApp
    IPKernelApp.launch_instance(kernel_class=EchoKernel)
```

Here's the Kernel spec `kernel.json` file for this:

```
{ "argv": ["python", "-m", "echokernel", "-f", "{connection_file}"],
  "display_name": "Echo"
}
```

### 8.4.3 Optional steps

You can override a number of other methods to improve the functionality of your kernel. All of these methods should return a dictionary as described in the relevant section of the [messaging spec](#).

**class MyKernel**

**do\_complete** (*code*, *cursor\_pos*)  
Code completion

**Parameters**

- **code** (*str*) – The code already present
- **cursor\_pos** (*int*) – The position in the code where completion is requested

See also:

[Completion](#) messages

**do\_inspect** (*code*, *cursor\_pos*, *detail\_level=0*)  
Object introspection

**Parameters**

- **code** (*str*) – The code
- **cursor\_pos** (*int*) – The position in the code where introspection is requested
- **detail\_level** (*int*) – 0 or 1 for more or less detail. In IPython, 1 gets the source code.

See also:

[Introspection](#) messages



**do\_history** (*hist\_access\_type*, *output*, *raw*, *session=None*, *start=None*, *stop=None*, *n=None*, *pattern=None*, *unique=False*)

History access. Only the relevant parameters for the type of history request concerned will be passed, so your method definition must have defaults for all the arguments shown with defaults here.

**See also:**

[History messages](#)

**do\_is\_complete** (*code*)

Is code entered in a console-like interface complete and ready to execute, or should a continuation prompt be shown?

**Parameters** **code** (*str*) – The code entered so far - possibly multiple lines

**See also:**

[Code completeness](#) messages

**do\_shutdown** (*restart*)

Shutdown the kernel. You only need to handle your own clean up - the kernel machinery will take care of cleaning up its own things before stopping.

**Parameters** **restart** (*bool*) – Whether the kernel will be started again afterwards

**See also:**

[Kernel shutdown](#) messages

## 8.5 Execution semantics in the IPython kernel

The execution of user code consists of the following phases:

1. Fire the `pre_execute` event.
2. Fire the `pre_run_cell` event unless `silent` is `True`.
3. Execute the `code` field, see below for details.
4. If execution succeeds, expressions in `user_expressions` are computed. This ensures that any error in the expressions don't affect the main code execution.
5. Fire the `post_execute` event.

**See also:**

[Registering callbacks](#)

To understand how the `code` field is executed, one must know that Python code can be compiled in one of three modes (controlled by the `mode` argument to the `compile()` builtin):

**single** Valid for a single interactive statement (though the source can contain multiple lines, such as a for loop). When compiled in this mode, the generated bytecode contains special instructions that trigger the calling of `sys.displayhook()` for any expression in the block that returns a value. This means that a single statement can actually produce multiple calls to `sys.displayhook()`, if for

example it contains a loop where each iteration computes an unassigned expression would generate 10 calls:

```
for i in range(10):  
    i**2
```

**exec** An arbitrary amount of source code, this is how modules are compiled. `sys.displayhook()` is *never* implicitly called.

**eval** A single expression that returns a value. `sys.displayhook()` is *never* implicitly called.

The `code` field is split into individual blocks each of which is valid for execution in ‘single’ mode, and then:

- If there is only a single block: it is executed in ‘single’ mode.
- If there is more than one block:
  - if the last one is a single line long, run all but the last in ‘exec’ mode and the very last one in ‘single’ mode. This makes it easy to type simple expressions at the end to see computed values.
  - if the last one is no more than two lines long, run all but the last in ‘exec’ mode and the very last one in ‘single’ mode. This makes it easy to type simple expressions at the end to see computed values. - otherwise (last one is also multiline), run all in ‘exec’ mode
  - otherwise (last one is also multiline), run all in ‘exec’ mode as a single unit.

## 8.6 Messaging for Parallel Computing

This is an extension of the [messaging](#) doc. Diagrams of the connections can be found in the [parallel connections](#) doc.

ZMQ messaging is also used in the parallel computing IPython system. All messages to/from kernels remain the same as the single kernel model, and are forwarded through a ZMQ Queue device. The controller receives all messages and replies in these channels, and saves results for future use.

### 8.6.1 The Controller

The controller is the central collection of processes in the IPython parallel computing model. It has two major components:

- The Hub
- A collection of Schedulers

### 8.6.2 The Hub

The Hub is the central process for monitoring the state of the engines, and all task requests and results. It has no role in execution and does no relay of messages, so large blocking requests or database actions in the Hub do not have the ability to impede job submission and results.

## Registration (ROUTER)

The first function of the Hub is to facilitate and monitor connections of clients and engines. Both client and engine registration are handled by the same socket, so only one ip/port pair is needed to connect any number of connections and clients.

Engines register with the `zmq.IDENTITY` of their two DEALER sockets, one for the queue, which receives execute requests, and one for the heartbeat, which is used to monitor the survival of the Engine process.

Message type: `registration_request`:

```
content = {
    'uuid' : 'abcd-1234-...', # the zmq.IDENTITY of the engine's sockets
}
```

---

**Note:** these are always the same, at least for now.

---

The Controller replies to an Engine's registration request with the engine's integer ID, and all the remaining connection information for connecting the heartbeat process, and kernel queue socket(s). The message status will be an error if the Engine requests IDs that already in use.

Message type: `registration_reply`:

```
content = {
    'status' : 'ok', # or 'error'
    # if ok:
    'id' : 0, # int, the engine id
}
```

Clients use the same socket as engines to start their connections. Connection requests from clients need no information:

Message type: `connection_request`:

```
content = {}
```

The reply to a Client registration request contains the connection information for the multiplexer and load balanced queues, as well as the address for direct hub queries. If any of these addresses is `None`, that functionality is not available.

Message type: `connection_reply`:

```
content = {
    'status' : 'ok', # or 'error'
}
```

## Heartbeat

The hub uses a heartbeat system to monitor engines, and track when they become unresponsive. As described in [messaging](#), and shown in [connections](#).

## Notification (PUB)

The hub publishes all engine registration/unregistration events on a PUB socket. This allows clients to have up-to-date engine ID sets without polling. Registration notifications contain both the integer engine ID and the queue ID, which is necessary for sending messages via the Multiplexer Queue and Control Queues.

Message type: `registration_notification`:

```
content = {
    'id' : 0, # engine ID that has been registered
    'uuid' : 'engine_id' # the IDENT for the engine's sockets
}
```

Message type: `unregistration_notification`:

```
content = {
    'id' : 0 # engine ID that has been unregistered
    'uuid' : 'engine_id' # the IDENT for the engine's sockets
}
```

## Client Queries (ROUTER)

The hub monitors and logs all queue traffic, so that clients can retrieve past results or monitor pending tasks. This information may reside in-memory on the Hub, or on disk in a database (SQLite and MongoDB are currently supported). These requests are handled by the same socket as registration.

`queue_request()` requests can specify multiple engines to query via the `targets` element. A verbose flag can be passed, to determine whether the result should be the list of `msg_ids` in the queue or simply the length of each list.

Message type: `queue_request`:

```
content = {
    'verbose' : True, # whether return should be lists themselves or just lens
    'targets' : [0,3,1] # list of ints
}
```

The content of a reply to a `queue_request()` request is a dict, keyed by the engine IDs. Note that they will be the string representation of the integer keys, since JSON cannot handle number keys. The three keys of each dict are:

```
'completed' : messages submitted via any queue that ran on the engine
'queue' : jobs submitted via MUX queue, whose results have not been received
'tasks' : tasks that are known to have been submitted to the engine, but
           have not completed. Note that with the pure zmq scheduler, this will
           always be 0/[].
```

Message type: `queue_reply`:

```
content = {
    'status' : 'ok', # or 'error'
    # if verbose=False:
    '0' : {'completed' : 1, 'queue' : 7, 'tasks' : 0},
```

```
# if verbose=True:
'1' : {'completed' : ['abcd-...', '1234-...'], 'queue' : ['58008-'], 'tasks' : []},
}
```

Clients can request individual results directly from the hub. This is primarily for gathering results of executions not submitted by the requesting client, as the client will have all its own results already. Requests are made by `msg_id`, and can contain one or more `msg_id`. An additional boolean key `'statusonly'` can be used to not request the results, but simply poll the status of the jobs.

Message type: `result_request`:

```
content = {
    'msg_ids' : ['uuid', '...'], # list of strs
    'targets' : [1,2,3], # list of int ids or uuids
    'statusonly' : False, # bool
}
```

The `result_request()` reply contains the content objects of the actual execution reply messages. If `statusonly=True`, then there will be only the `'pending'` and `'completed'` lists.

Message type: `result_reply`:

```
content = {
    'status' : 'ok', # else error
    # if ok:
    'abcd-...' : msg, # the content dict is keyed by msg_ids,
                    # values are the result messages
                    # there will be none of these if `statusonly=True`
    'pending' : ['msg_id', '...'], # msg_ids still pending
    'completed' : ['msg_id', '...'], # list of completed msg_ids
}
buffers = ['bufs', '...'] # the buffers that contained the results of the objects.
                        # this will be empty if no messages are complete, or if
                        # statusonly is True.
```

For memory management purposes, Clients can also instruct the hub to forget the results of messages. This can be done by message ID or engine ID. Individual messages are dropped by `msg_id`, and all messages completed on an engine are dropped by engine ID. This may no longer be necessary with the mongodb-based message logging backend.

If the `msg_ids` element is the string `'all'` instead of a list, then all completed results are forgotten.

Message type: `purge_request`:

```
content = {
    'msg_ids' : ['id1', 'id2', ...], # list of msg_ids or 'all'
    'engine_ids' : [0,2,4] # list of engine IDs
}
```

The reply to a purge request is simply the status `'ok'` if the request succeeded, or an explanation of why it failed, such as requesting the purge of a nonexistent or pending message.

Message type: `purge_reply`:

```
content = {
    'status' : 'ok', # or 'error'
}
```

### 8.6.3 Schedulers

There are three basic schedulers:

- Task Scheduler
- MUX Scheduler
- Control Scheduler

The MUX and Control schedulers are simple MonitoredQueue ØMQ devices, with ROUTER sockets on either side. This allows the queue to relay individual messages to particular targets via `zmq.IDENTITY` routing. The Task scheduler may be a MonitoredQueue ØMQ device, in which case the client-facing socket is ROUTER, and the engine-facing socket is DEALER. The result of this is that client-submitted messages are load-balanced via the DEALER socket, but the engine's replies to each message go to the requesting client.

Raw DEALER scheduling is quite primitive, and doesn't allow message introspection, so there are also Python Schedulers that can be used. These Schedulers behave in much the same way as a MonitoredQueue does from the outside, but have rich internal logic to determine destinations, as well as handle dependency graphs. Their sockets are always ROUTER on both sides.

The Python task schedulers have an additional message type, which informs the Hub of the destination of a task as soon as that destination is known.

Message type: `task_destination`:

```
content = {
    'msg_id' : 'abcd-1234-...', # the msg's uuid
    'engine_id' : '1234-abcd-...', # the destination engine's zmq.IDENTITY
}
```

#### `apply()`

In terms of message classes, the MUX scheduler and Task scheduler relay the exact same message types. Their only difference lies in how the destination is selected.

The [Namespace](#) model suggests that execution be able to use the model:

```
ns.apply(f, *args, **kwargs)
```

which takes `f`, a function in the user's namespace, and executes `f(*args, **kwargs)` on a remote engine, returning the result (or, for non-blocking, information facilitating later retrieval of the result). This model, unlike the `execute` message which just uses a code string, must be able to send arbitrary (pickleable) Python objects. And ideally, copy as little data as we can. The `buffers` property of a `Message` was introduced for this purpose.

Utility method `build_apply_message()` in `IPython.kernel.zmq.serialize` wraps a function signature and builds a sendable buffer format for minimal data copying (exactly zero copies of numpy array data or buffers or large strings).

Message type: `apply_request`:

```
metadata = {
    'after' : ['msg_id',...], # list of msg_ids or output of Dependency.as_dict()
    'follow' : ['msg_id',...], # list of msg_ids or output of Dependency.as_dict()
}
content = {}
buffers = ['...'] # at least 3 in length
                # as built by build_apply_message(f,args,kwargs)
```

`after/follow` represent task dependencies. ‘after’ corresponds to a time dependency. The request will not arrive at an engine until the ‘after’ dependency tasks have completed. ‘follow’ corresponds to a location dependency. The task will be submitted to the same engine as these `msg_ids` (see `Dependency` docs for details).

Message type: `apply_reply`:

```
content = {
    'status' : 'ok' # 'ok' or 'error'
    # other error info here, as in other messages
}
buffers = ['...'] # either 1 or 2 in length
                # a serialization of the return value of f(*args,**kwargs)
                # only populated if status is 'ok'
```

All engine execution and data movement is performed via apply messages.

## 8.6.4 Control Messages

Messages that interact with the engines, but are not meant to execute code, are submitted via the Control queue. These messages have high priority, and are thus received and handled before any execution requests.

Clients may want to clear the namespace on the engine. There are no arguments nor information involved in this request, so the content is empty.

Message type: `clear_request`:

```
content = {}
```

Message type: `clear_reply`:

```
content = {
    'status' : 'ok' # 'ok' or 'error'
    # other error info here, as in other messages
}
```

Clients may want to abort tasks that have not yet run. This can be done by message id, or all enqueued messages can be aborted if `None` is specified.

Message type: `abort_request`:

```
content = {
    'msg_ids' : ['1234-...', '...'] # list of msg_ids or None
}
```

Message type: `abort_reply`:

```
content = {
    'status' : 'ok' # 'ok' or 'error'
    # other error info here, as in other messages
}
```

The last action a client may want to do is shutdown the kernel. If a kernel receives a shutdown request, then it aborts all queued messages, replies to the request, and exits.

Message type: `shutdown_request`:

```
content = {}
```

Message type: `shutdown_reply`:

```
content = {
    'status' : 'ok' # 'ok' or 'error'
    # other error info here, as in other messages
}
```

## 8.6.5 Implementation

There are a few differences in implementation between the `StreamSession` object used in the `newparallel` branch and the `Session` object, the main one being that messages are sent in parts, rather than as a single serialized object. `StreamSession` objects also take `pack/unpack` functions, which are to be used when serializing/deserializing objects. These can be any functions that translate to/from formats that ZMQ sockets can send (buffers, bytes, etc.).

### Split Sends

Previously, messages were bundled as a single json object and one call to `socket.send_json()`. Since the hub inspects all messages, and doesn't need to see the content of the messages, which can be large, messages are now serialized and sent in pieces. All messages are sent in at least 4 parts: the header, the parent header, the metadata and the content. This allows the controller to unpack and inspect the (always small) header, without spending time unpacking the content unless the message is bound for the controller. Buffers are added on to the end of the message, and can be any objects that present the buffer interface.

## 8.7 Connection Diagrams of The IPython ZMQ Cluster

This is a quick summary and illustration of the connections involved in the ZeroMQ based IPython cluster for parallel computing.



### 8.7.1 All Connections

The IPython cluster consists of a Controller, and one or more each of clients and engines. The goal of the Controller is to manage and monitor the connections and communications between the clients and the engines. The Controller is no longer a single process entity, but rather a collection of processes - specifically one Hub, and 4 (or more) Schedulers.

It is important for security/practicality reasons that all connections be inbound to the controller processes. The arrows in the figures indicate the direction of the connection.

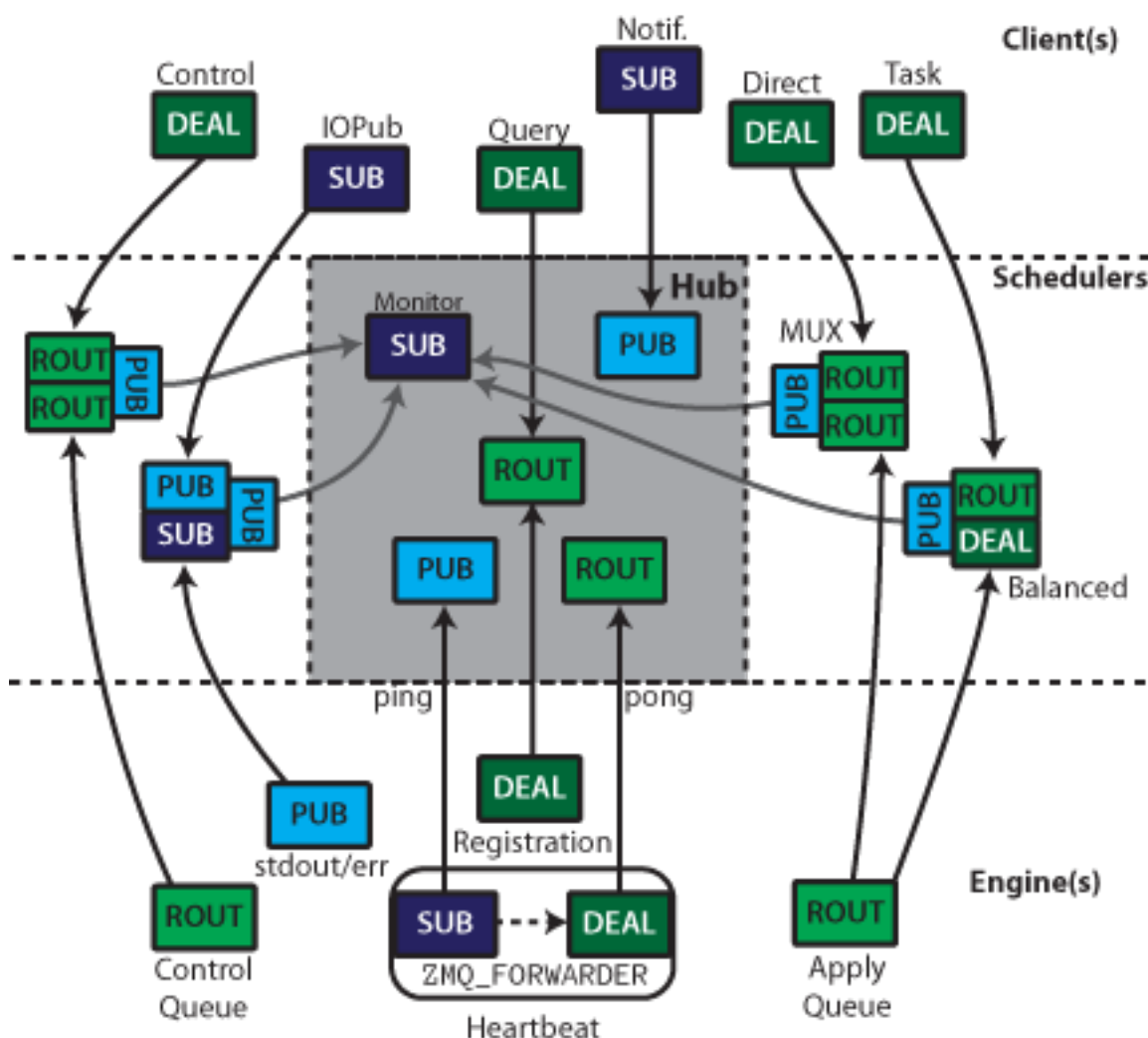


Fig. 8.1: All the connections involved in connecting one client to one engine.

The Controller consists of 1-5 processes. Central to the cluster is the **Hub**, which monitors engine state, execution traffic, and handles registration and notification. The Hub includes a Heartbeat Monitor for keeping track of engines that are alive. Outside the Hub are 4 **Schedulers**. These devices are very small pure-C

MonitoredQueue processes (or optionally threads) that relay messages very fast, but also send a copy of each message along a side socket to the Hub. The MUX queue and Control queue are MonitoredQueue ØMQ devices which relay explicitly addressed messages from clients to engines, and their replies back up. The Balanced queue performs load-balancing destination-agnostic scheduling. It may be a MonitoredQueue device, but may also be a Python Scheduler that behaves externally in an identical fashion to MQ devices, but with additional internal logic. stdout/err are also propagated from the Engines to the clients via a PUB/SUB MonitoredQueue.

## Registration

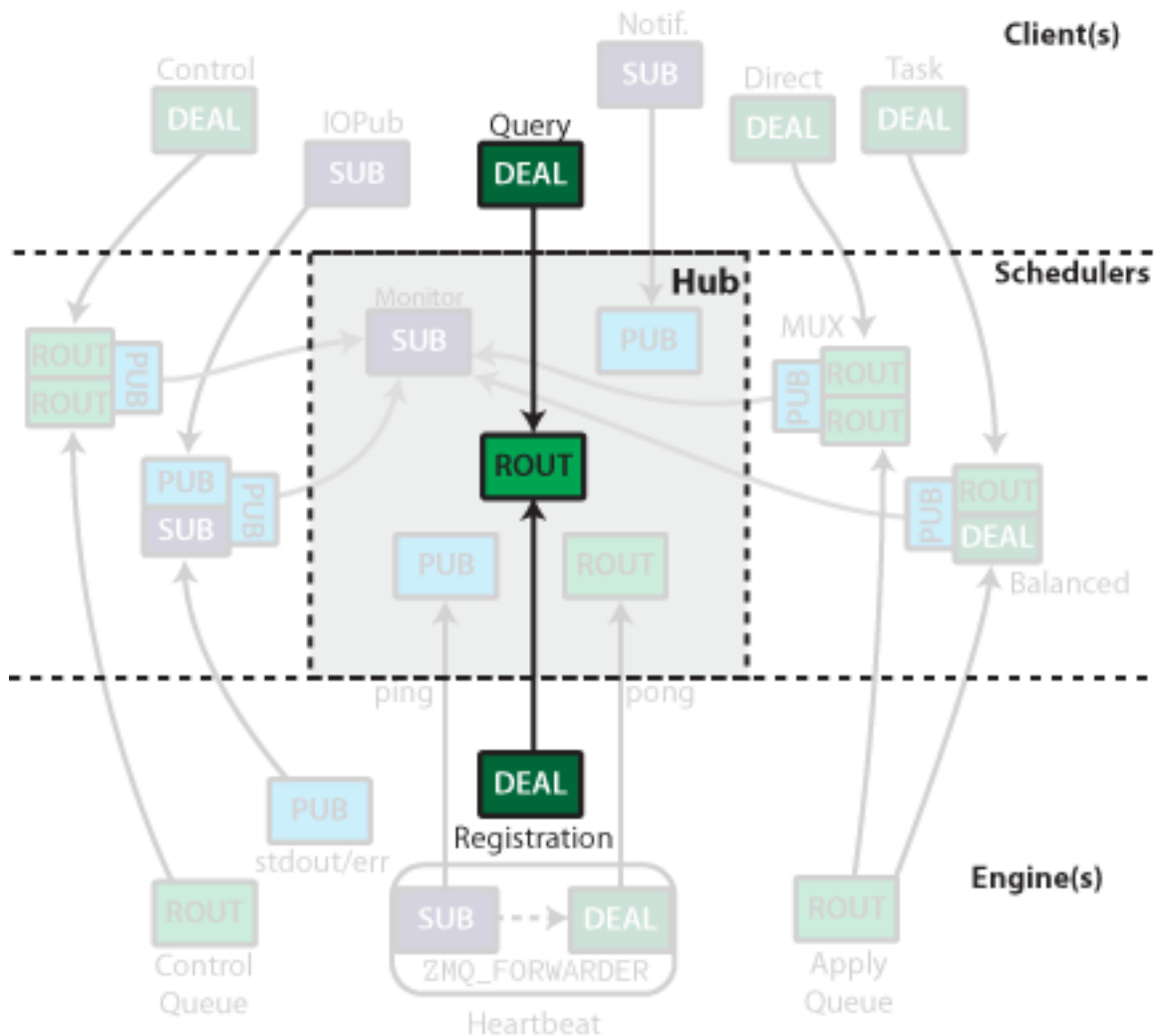


Fig. 8.2: Engines and Clients only need to know where the Query ROUTER is located to start connecting.

Once a controller is launched, the only information needed for connecting clients and/or engines is the IP/port of the Hub's ROUTER socket called the Registrar. This socket handles connections from both clients

[illegible]

The heartbeat process has been described elsewhere. To summarize: the Heartbeat Monitor publishes a distinct message periodically via a PUB socket. Each engine has a `zmq.FORWARDER` device with a SUB socket for input, and DEALER socket for output. The SUB socket is connected to the PUB socket labeled *ping*, and the DEALER is connected to the ROUTER labeled *pong*. This results in the same message being relayed back to the Heartbeat Monitor with the addition of the DEALER prefix. The Heartbeat Monitor receives all the replies via an ROUTER socket, and identifies which hearts are still beating by the `zmq.IDENTITY` prefix of the DEALER sockets, which information the Hub uses to notify clients of any changes in the available

engines.

## Schedulers

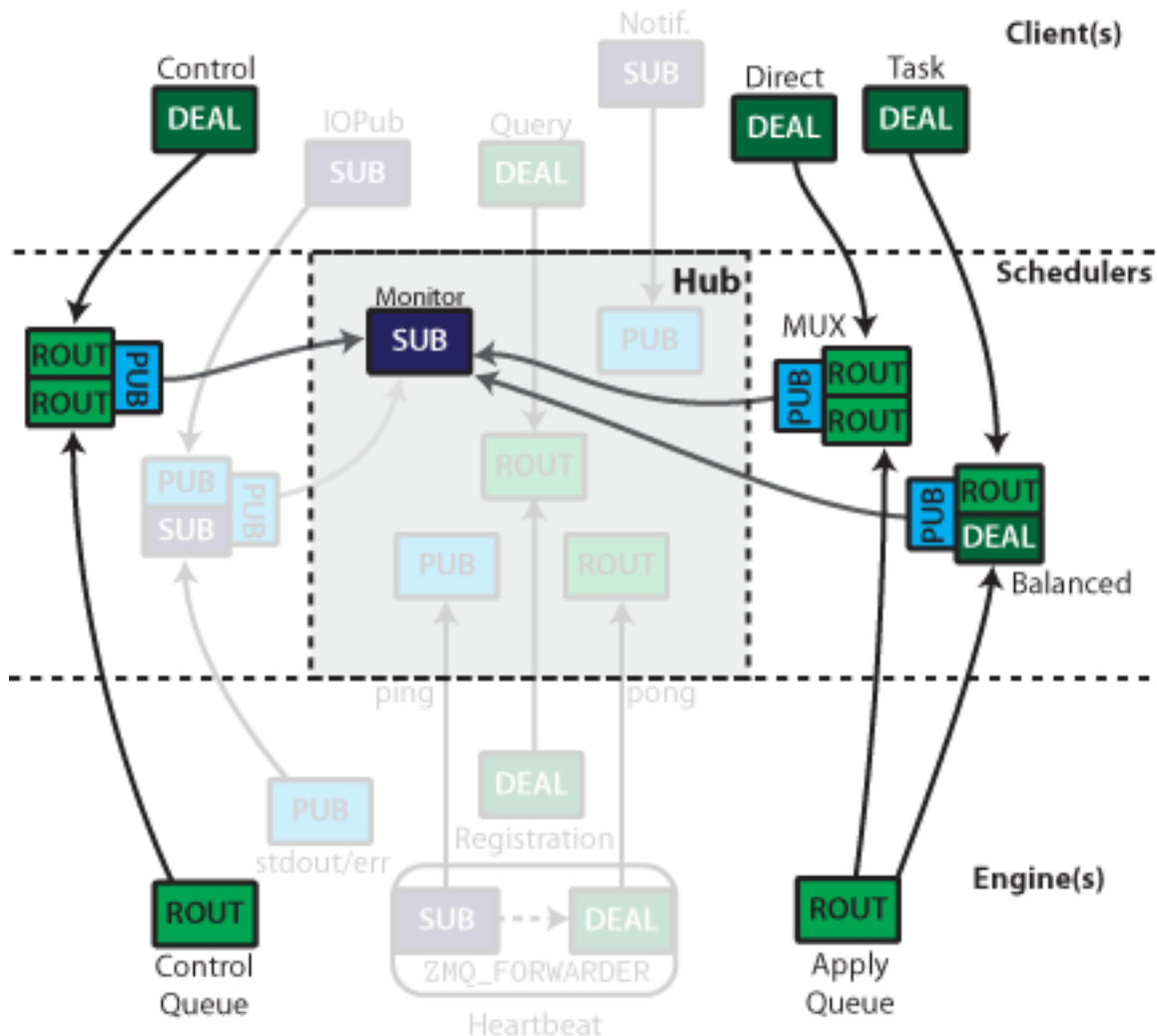


Fig. 8.4: Control message scheduler on the left, execution (apply) schedulers on the right.

The controller has at least three Schedulers. These devices are primarily for relaying messages between clients and engines, but the Hub needs to see those messages for its own purposes. Since no Python code may exist between the two sockets in a queue, all messages sent through these queues (both directions) are also sent via a **PUB** socket to a monitor, which allows the Hub to monitor queue traffic without interfering with it.

For tasks, the engine need not be specified. Messages sent to the **ROUTER** socket from the client side are assigned to an engine via ZMQ's **DEALER** round-robin load balancing. Engine replies are directed to specific clients via the **IDENTITY** of the client, which is received as a prefix at the Engine.

For Multiplexing, ROUTER is used for both in and output sockets in the device. Clients must specify the destination by the `zmq.IDENTITY` of the ROUTER socket connected to the downstream end of the device.

At the Kernel level, both of these ROUTER sockets are treated in the same way as the REP socket in the serial version (except using ZMQStreams instead of explicit sockets).

Execution can be done in a load-balanced (engine-agnostic) or multiplexed (engine-specified) manner. The sockets on the Client and Engine are the same for these two actions, but the scheduler used determines the actual behavior. This routing is done via the `zmq.IDENTITY` of the upstream sockets in each MonitoredQueue.

## IOPub

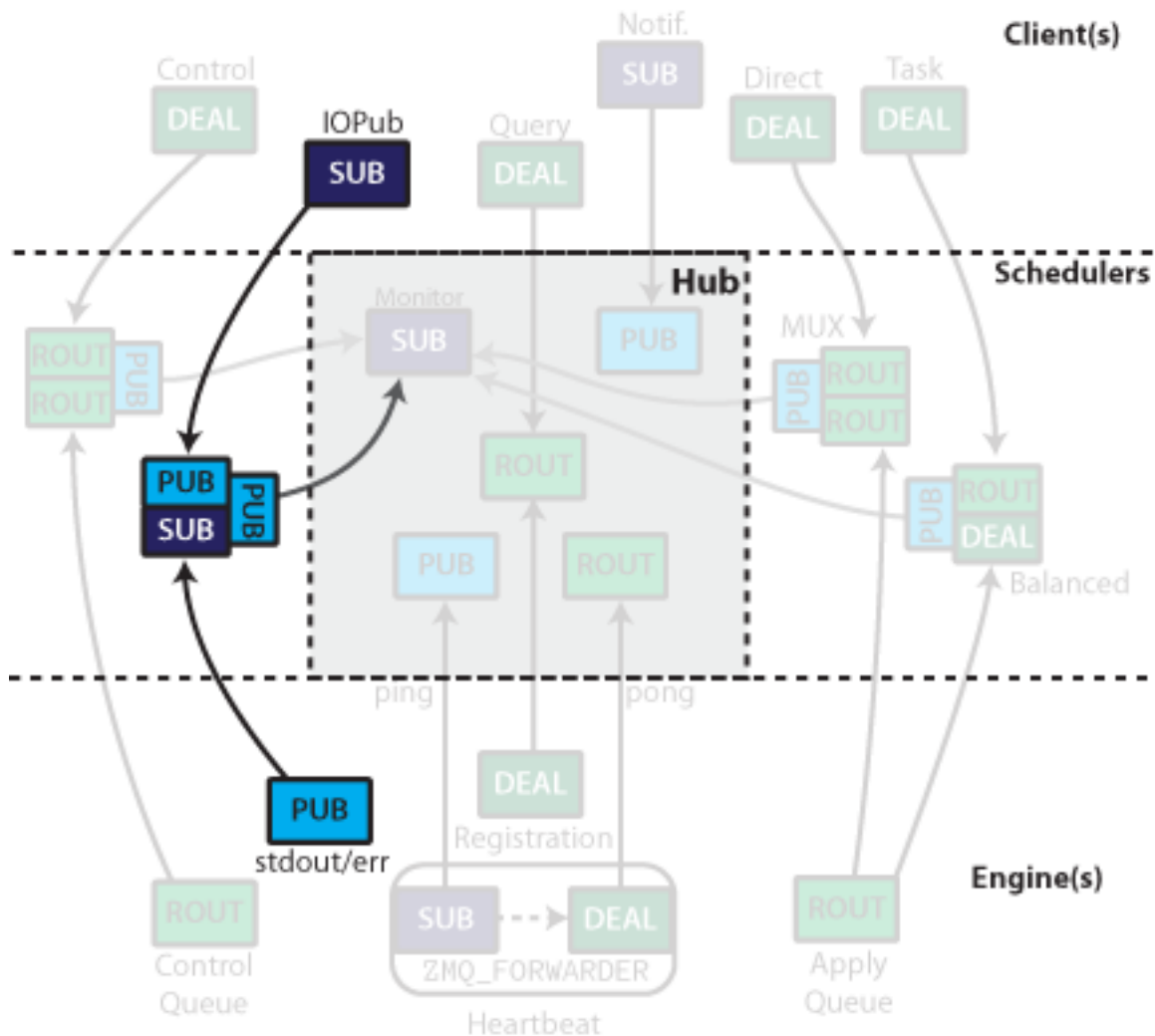


Fig. 8.5: stdout/err are published via a PUB/SUB MonitoredQueue

On the kernels, stdout/stderr are captured and published via a PUB socket. These PUB sockets all connect to a SUB socket input of a MonitoredQueue, which subscribes to all messages. They are then republished via another PUB socket, which can be subscribed by the clients.

### Client connections

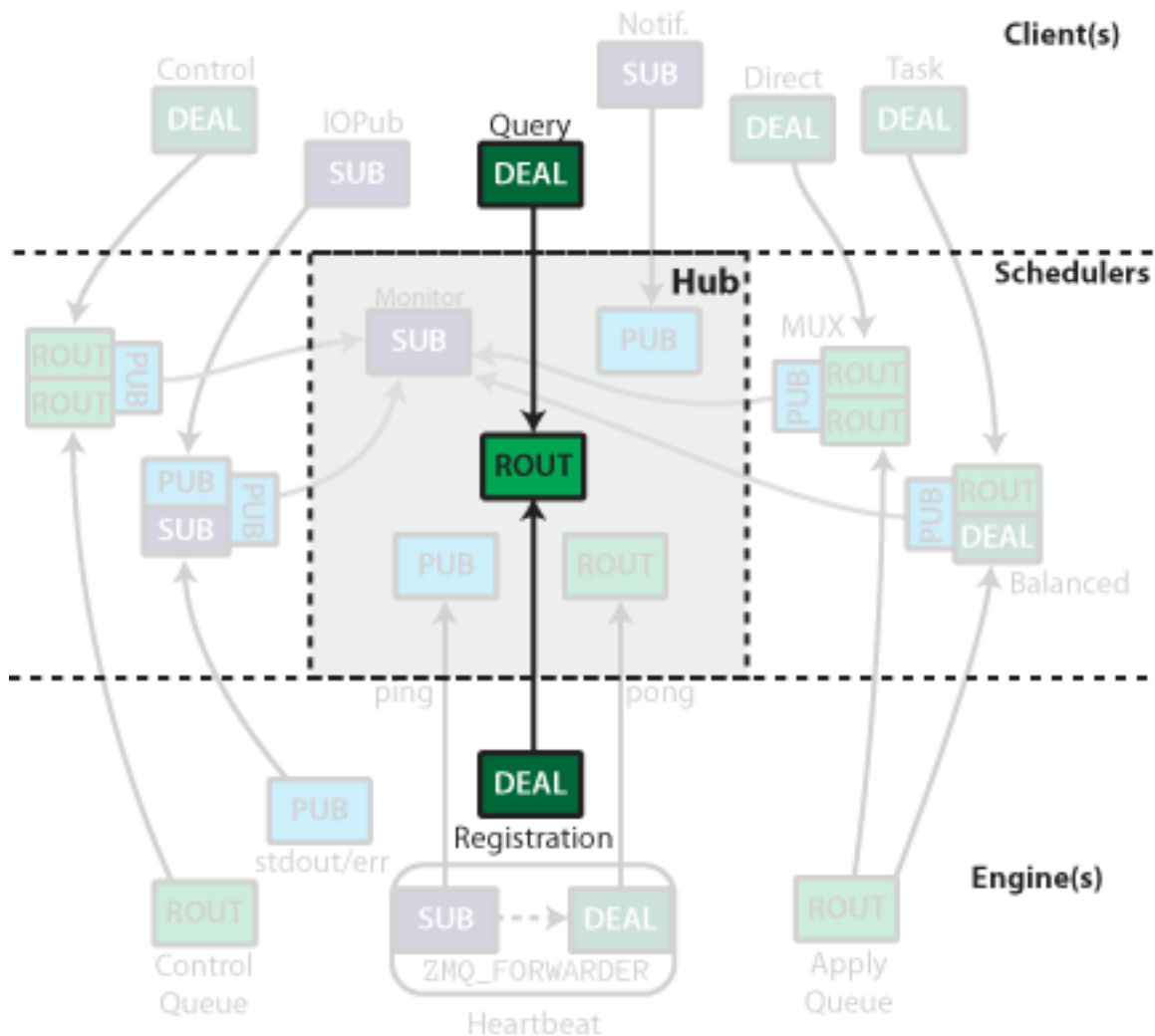


Fig. 8.6: Clients connect to an ROUTER socket to query the hub.

The hub's registrar ROUTER socket also listens for queries from clients as to queue status, and control instructions. Clients connect to this socket via an DEALER during registration.

The Hub publishes all registration/unregistration events via a PUB socket. This allows clients to stay up to date with what engines are available by subscribing to the feed with a SUB socket. Other processes could selectively subscribe to just registration or unregistration events.

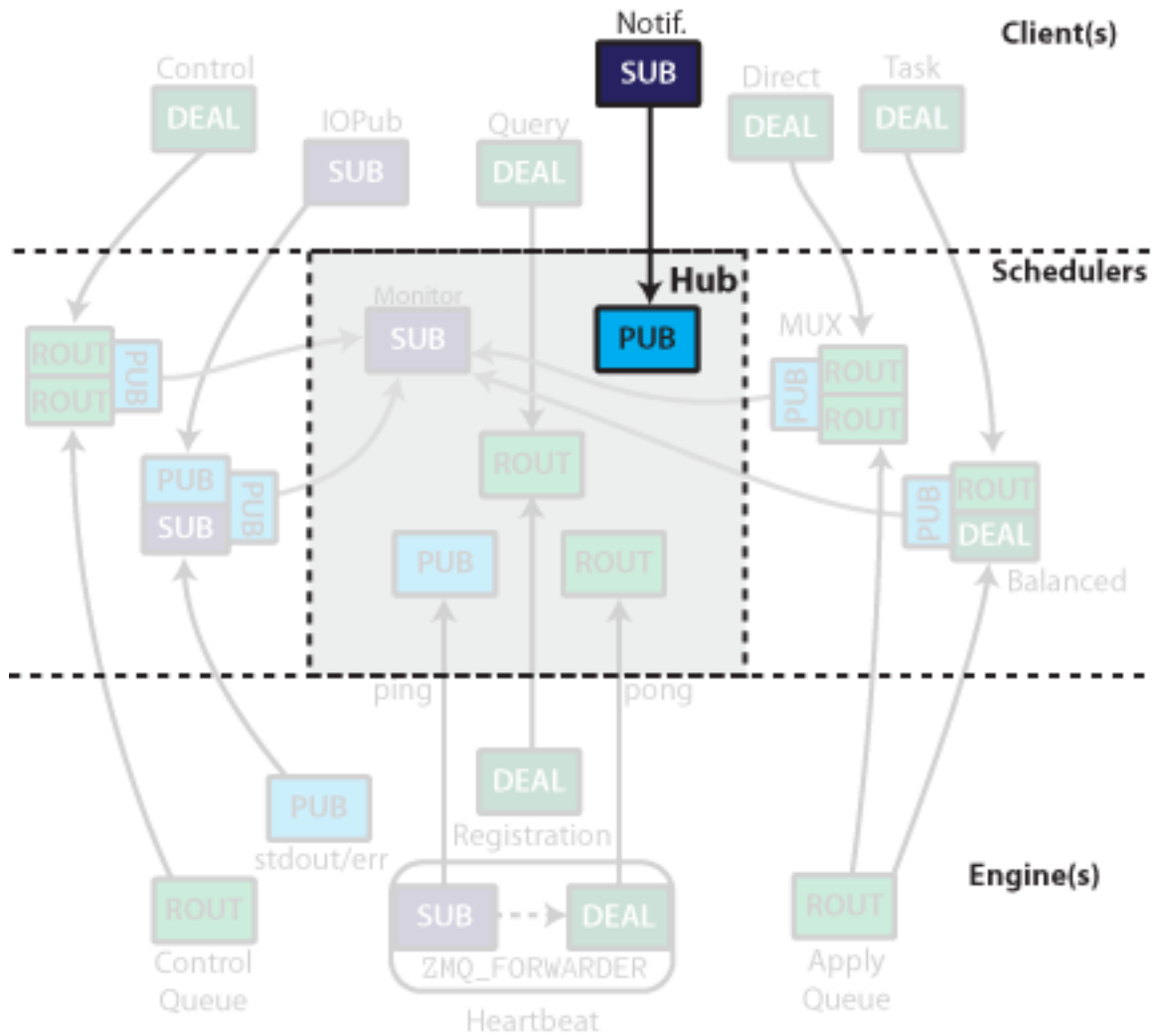


Fig. 8.7: Engine registration events are published via a PUB socket.

## 8.8 New IPython Console Lexer

New in version 2.0.0.

The IPython console lexer has been rewritten and now supports tracebacks and customized input/output prompts. An entire suite of lexers is now available at `IPython.lib.lexers`. These include:

**IPythonLexer & IPython3Lexer** Lexers for pure IPython (python + magic/shell commands)

**IPythonPartialTracebackLexer & IPythonTracebackLexer** Supports 2.x and 3.x via the keyword `python3`. The partial traceback lexer reads everything but the Python code appearing in a traceback. The full lexer combines the partial lexer with an IPython lexer.

**IPythonConsoleLexer** A lexer for IPython console sessions, with support for tracebacks. Supports 2.x and 3.x via the keyword `python3`.

**IPyLexer** A friendly lexer which examines the first line of text and from it, decides whether to use an IPython lexer or an IPython console lexer. Supports 2.x and 3.x via the keyword `python3`.

Previously, the `IPythonConsoleLexer` class was available at `IPython.sphinxext.ipython_console_highlight`. It was inserted into Pygments' list of available lexers under the name `ipython`. It should be mentioned that this name is inaccurate, since an IPython console session is not the same as IPython code (which itself is a superset of the Python language).

Now, the Sphinx extension inserts two console lexers into Pygments' list of available lexers. Both are `IPyLexer` instances under the names: `ipython` and `ipython3`. Although the names can be confusing (as mentioned above), their continued use is, in part, to maintain backwards compatibility and to aid typical usage. If a project needs to make Pygments aware of more than just the `IPyLexer` class, then one should not make the `IPyLexer` class available under the name `ipython` and use `ipy` or some other non-conflicting value.

Code blocks such as:

```
.. code-block:: ipython
```

```
In [1]: 2**2
Out[1]: 4
```

will continue to work as before, but now, they will also properly highlight tracebacks. For pure IPython code, the same lexer will also work:

```
.. code-block:: ipython
```

```
x = ''.join(map(str, range(10)))
!echo $x
```

Since the first line of the block did not begin with a standard IPython console prompt, the entire block is assumed to consist of IPython code instead.



## 8.9 Writing code for Python 2 and 3

`IPython.utils.py3compat.PY3`

Boolean indicating whether we're currently in Python 3.

### 8.9.1 Iterators

Many built in functions and methods in Python 2 come in pairs, one returning a list, and one returning an iterator (e.g. `range()` and `xrange()`). In Python 3, there is usually only the iterator form, but it has the name which gives a list in Python 2 (e.g. `range()`).

The way to write compatible code depends on what you need:

- A list, e.g. for serialisation, or to test if something is in it.
- Iteration, but it will never be used for very many items, so efficiency isn't especially important.
- Iteration over many items, where efficiency is important.

list	iteration (small)	iteration(large)
<code>list(range(n))</code>	<code>range(n)</code>	<code>py3compat.xrange(n)</code>
<code>list(map(f, it))</code>	<code>map(f, it)</code>	–
<code>list(zip(a, b))</code>	<code>zip(a, b)</code>	–
<code>list(d.items())</code>	<code>d.items()</code>	<code>py3compat.iteritems(d)</code>
<code>list(d.values())</code>	<code>d.values()</code>	<code>py3compat.itervalues(d)</code>

Iterating over a dictionary yields its keys, so there is rarely a need to use `dict.keys()` or `dict.iterkeys()`.

Avoid using `map()` to cause function side effects. This is more clearly written with a simple for loop.

`IPython.utils.py3compat.xrange`

A reference to `range` on Python 3, and `xrange()` on Python 2.

`IPython.utils.py3compat.iteritems(d)`

`IPython.utils.py3compat.itervalues(d)`

Iterate over (key, value) pairs of a dictionary, or just over values. `iterkeys` is not defined: iterating over the dictionary yields its keys.

### 8.9.2 Changed standard library locations

Several parts of the standard library have been renamed and moved. This is a short list of things that we're using. A couple of them have names in `IPython.utils.py3compat`, so you don't need both imports in each module that uses them.

Python 2	Python 3	py3compat
<code>raw_input()</code>	<code>input</code>	<code>input</code>
<code>__builtin__</code>	<code>builtins</code>	<code>builtin_mod</code>
<code>StringIO</code>	<code>io</code>	
<code>Queue</code>	<code>queue</code>	
<code>cPickle</code>	<code>pickle</code>	
<code>thread</code>	<code>_thread</code>	
<code>copy_reg</code>	<code>copyreg</code>	
<code>urlparse</code>	<code>urllib.parse</code>	
<code>repr</code>	<code>reprlib</code>	
<code>Tkinter</code>	<code>tkinter</code>	
<code>Cookie</code>	<code>http.cookie</code>	
<code>_winreg</code>	<code>winreg</code>	

Be careful with `StringIO`: `io.StringIO` is available in Python 2.7, but it behaves differently from `StringIO.StringIO`, and much of our code assumes the use of the latter on Python 2. So a try/except on the import may cause problems.

```
IPython.utils.py3compat.input()
    Behaves like raw_input() on Python 2.
```

```
IPython.utils.py3compat.builtin_mod
IPython.utils.py3compat.builtin_mod_name
    A reference to the module containing builtins, and its name as a string.
```

### 8.9.3 Unicode

Always be explicit about what is text (unicode) and what is bytes. *Encoding* goes from unicode to bytes, and *decoding* goes from bytes to unicode.

To open files for reading or writing text, use `io.open()`, which is the Python 3 builtin `open` function, available on Python 2 as well. We almost always need to specify the encoding parameter, because the default is platform dependent.

We have several helper functions for converting between string types. They all use the encoding from `IPython.utils.encoding.getdefaultencoding()` by default, and the `errors='replace'` option to do best-effort conversions for the user's system.

```
IPython.utils.py3compat.unicode_to_str(u, encoding=None)
IPython.utils.py3compat.str_to_unicode(s, encoding=None)
    Convert between unicode and the native str type. No-ops on Python 3.
```

```
IPython.utils.py3compat.str_to_bytes(s, encoding=None)
IPython.utils.py3compat.bytes_to_str(u, encoding=None)
    Convert between bytes and the native str type. No-ops on Python 2.
```

```
IPython.utils.py3compat.cast_unicode(s, encoding=None)
IPython.utils.py3compat.cast_bytes(s, encoding=None)
    Convert strings to unicode/bytes when they may be of either type.
```

```
IPython.utils.py3compat.cast_unicode_py2(s, encoding=None)
```

`IPython.utils.py3compat.cast_bytes_py2(s, encoding=None)`

Convert strings to unicode/bytes when they may be of either type on Python 2, but return them unaltered on Python 3 (where string types are more predictable).

`IPython.utils.py3compat.unicode_type`

A reference to `str` on Python 3, and to `unicode` on Python 2.

`IPython.utils.py3compat.string_types`

A tuple for isinstance checks: `(str,)` on Python 3, `(str, unicode)` on Python 2.

## 8.9.4 Relative imports

```
# This makes Python 2 behave like Python 3:
from __future__ import absolute_import

import io # Imports the standard library io module
from . import io # Import the io module from the package
                # containing the current module
from .io import foo # foo from the io module next to this module
from IPython.utils import io # This still works
```

## 8.9.5 Print function

```
# Support the print function on Python 2:
from __future__ import print_function

print(a, b)
print(foo, file=sys.stderr)
print(bar, baz, sep='\t', end='')
```

## 8.9.6 Metaclasses

The syntax for declaring a class with a metaclass is different in Python 2 and 3. A helper function works for most cases:

`IPython.utils.py3compat.with_metaclass()`

Create a base class with a metaclass. Copied from the six library.

Used like this:

```
class FormatterABC(with_metaclass(abc.ABCMeta, object)):
    ...
```

Combining inheritance between Qt and the traitlets system, however, does not work with this. Instead, we do this:

```
class QtKernelClientMixin(MetaQObjectHasTraits('NewBase', (HasTraits, SuperQObject), {})):
    ...
```

This gives the new class a metaclass of `MetaQObjectHasTraits`, and the parent classes `HasTraits` and `SuperQObject`.

### 8.9.7 Doctests

`IPython.utils.py3compat.doctest_refactor_print` (*func\_or\_str*)

Refactors print statements in doctests in Python 3 only. Accepts a string or a function, so it can be used as a decorator.

`IPython.utils.py3compat.u_format` (*func\_or\_str*)

Handle doctests written with `{u}' abcp'`, replacing the `{u}` with `u` for Python 2, and removing it for Python 3.

Accepts a string or a function, so it can be used as a decorator.

### 8.9.8 Execfile

`IPython.utils.py3compat.execfile` (*fname, glob, loc=None*)

Equivalent to the Python 2 `execfile()` builtin. We redefine it in Python 2 to better handle non-ascii filenames.

### 8.9.9 Miscellaneous

`IPython.utils.py3compat.safe_unicode` (*e*)

`unicode(e)` with various fallbacks. Used for exceptions, which may not be safe to call `unicode()` on.

`IPython.utils.py3compat.isidentifier` (*s, dotted=False*)

Checks whether the string *s* is a valid identifier in this version of Python. In Python 3, non-ascii characters are allowed. If *dotted* is `True`, it allows dots (i.e. attribute access) in the string.

`IPython.utils.py3compat.getcwd` ()

Return the current working directory as unicode, like `os.getcwd()` on Python 2.

`IPython.utils.py3compat.MethodType` ()

Constructor for `types.MethodType` that takes two arguments, like the real constructor on Python 3.

## 8.10 Overview of the IPython configuration system

This section describes the IPython configuration system.

### 8.10.1 The main concepts

There are a number of abstractions that the IPython configuration system uses. Each of these abstractions is represented by a Python class.

**Configuration object: `Config`** A configuration object is a simple dictionary-like class that holds configuration attributes and sub-configuration objects. These classes support dotted attribute style access (`cfg.Foo.bar`) in addition to the regular dictionary style access (`cfg['Foo']['bar']`). The `Config` object is a wrapper around a simple dictionary with some convenience methods, such as merging and automatic section creation.

**Application: `Application`** An application is a process that does a specific job. The most obvious application is the `ipython` command line program. Each application reads *one or more* configuration files and a single set of command line options and then produces a master configuration object for the application. This configuration object is then passed to the configurable objects that the application creates. These configurable objects implement the actual logic of the application and know how to configure themselves given the configuration object.

Applications always have a `log` attribute that is a configured `Logger`. This allows centralized logging configuration per-application.

**Configurable: `Configurable`** A configurable is a regular Python class that serves as a base class for all main classes in an application. The `Configurable` base class is lightweight and only does one things.

This `Configurable` is a subclass of `HasTraits` that knows how to configure itself. Class level traits with the metadata `config=True` become values that can be configured from the command line and configuration files.

Developers create `Configurable` subclasses that implement all of the logic in the application. Each of these subclasses has its own configuration information that controls how instances are created.

**Singletons: `SingletonConfigurable`** Any object for which there is a single canonical instance. These are just like `Configurables`, except they have a class method `instance()`, that returns the current active instance (or creates one if it does not exist). Examples of singletons include `InteractiveShell`. This lets objects easily connect to the current running `Application` without passing objects around everywhere. For instance, to get the current running `Application` instance, simply do: `app = Application.instance()`.

---

**Note:** Singletons are not strictly enforced - you can have many instances of a given singleton class, but the `instance()` method will always return the same one.

---

Having described these main concepts, we can now state the main idea in our configuration system: “*configuration*” allows the default values of class attributes to be controlled on a class by class basis. Thus all instances of a given class are configured in the same way. Furthermore, if two instances need to be configured differently, they need to be instances of two different classes. While this model may seem a bit restrictive, we have found that it expresses most things that need to be configured extremely well. However, it is possible to create two instances of the same class that have different trait values. This is done by overriding the configuration.

Now, we show what our configuration objects and files look like.

## 8.10.2 Configuration objects and files

A configuration object is little more than a wrapper around a dictionary. A configuration *file* is simply a mechanism for producing that object. The main IPython configuration file is a plain Python script, which can perform extensive logic to populate the config object. IPython 2.0 introduces a JSON configuration file, which is just a direct JSON serialization of the config dictionary, which is easily processed by external software.

When both Python and JSON configuration file are present, both will be loaded, with JSON configuration having higher priority.

### Python configuration Files

A Python configuration file is a pure Python file that populates a configuration object. This configuration object is a `Config` instance. While in a configuration file, to get a reference to this object, simply call the `get_config()` function, which is available in the global namespace of the script.

Here is an example of a super simple configuration file that does nothing:

```
c = get_config()
```

Once you get a reference to the configuration object, you simply set attributes on it. All you have to know is:

- The name of the class to configure.
- The name of the attribute.
- The type of each attribute.

The answers to these questions are provided by the various `Configurable` subclasses that an application uses. Let's look at how this would work for a simple configurable subclass:

```
# Sample configurable:
from IPython.config.configurable import Configurable
from IPython.utils.traitlets import Int, Float, Unicode, Bool

class MyClass(Configurable):
    name = Unicode(u'defaultname', config=True)
    ranking = Int(0, config=True)
    value = Float(99.0)
    # The rest of the class implementation would go here..
```

In this example, we see that `MyClass` has three attributes, two of which (`name`, `ranking`) can be configured. All of the attributes are given types and default values. If a `MyClass` is instantiated, but not configured, these default values will be used. But let's see how to configure this class in a configuration file:

```
# Sample config file
c = get_config()

c.MyClass.name = 'coolname'
c.MyClass.ranking = 10
```

After this configuration file is loaded, the values set in it will override the class defaults anytime a `MyClass` is created. Furthermore, these attributes will be type checked and validated anytime they are set. This type checking is handled by the `IPython.utils.traitlets` module, which provides the `Unicode`, `Int` and `Float` types. In addition to these `traitlets`, the `IPython.utils.traitlets` provides `traitlets` for a number of other types.

---

**Note:** Underneath the hood, the `Configurable` base class is a subclass of `IPython.utils.traitlets.HasTraits`. The `IPython.utils.traitlets` module is a lightweight version of `enthought.traits`. Our implementation is a pure Python subset (mostly API compatible) of `enthought.traits` that does not have any of the automatic GUI generation capabilities. Our plan is to achieve 100% API compatibility to enable the actual `enthought.traits` to eventually be used instead. Currently, we cannot use `enthought.traits` as we are committed to the core of IPython being pure Python.

---

It should be very clear at this point what the naming convention is for configuration attributes:

```
c.ClassName.attribute_name = attribute_value
```

Here, `ClassName` is the name of the class whose configuration attribute you want to set, `attribute_name` is the name of the attribute you want to set and `attribute_value` the the value you want it to have. The `ClassName` attribute of `c` is not the actual class, but instead is another `Config` instance.

---

**Note:** The careful reader may wonder how the `ClassName` (`MyClass` in the above example) attribute of the configuration object `c` gets created. These attributes are created on the fly by the `Config` instance, using a simple naming convention. Any attribute of a `Config` instance whose name begins with an uppercase character is assumed to be a sub-configuration and a new empty `Config` instance is dynamically created for that attribute. This allows deeply hierarchical information created easily (`c.Foo.Bar.value`) on the fly.

---

## JSON configuration Files

A JSON configuration file is simply a file that contains a `Config` dictionary serialized to JSON. A JSON configuration file has the same base name as a Python configuration file, but with a `.json` extension.

Configuration described in previous section could be written as follows in a JSON configuration file:

```
{
  "version": "1.0",
  "MyClass": {
    "name": "coolname",
    "ranking": 10
  }
}
```

JSON configuration files can be more easily generated or processed by programs or other languages.

### 8.10.3 Configuration files inheritance

---

**Note:** This section only apply to Python configuration files.

---

Let's say you want to have different configuration files for various purposes. Our configuration system makes it easy for one configuration file to inherit the information in another configuration file. The `load_subconfig()` command can be used in a configuration file for this purpose. Here is a simple example that loads all of the values from the file `base_config.py`:

```
# base_config.py
c = get_config()
c.MyClass.name = 'coolname'
c.MyClass.ranking = 100
```

into the configuration file `main_config.py`:

```
# main_config.py
c = get_config()

# Load everything from base_config.py
load_subconfig('base_config.py')

# Now override one of the values
c.MyClass.name = 'bettername'
```

In a situation like this the `load_subconfig()` makes sure that the search path for sub-configuration files is inherited from that of the parent. Thus, you can typically put the two in the same directory and everything will just work.

You can also load configuration files by profile, for instance:

```
load_subconfig('ipython_config.py', profile='default')
```

to inherit your default configuration as a starting point.

### 8.10.4 Class based configuration inheritance

There is another aspect of configuration where inheritance comes into play. Sometimes, your classes will have an inheritance hierarchy that you want to be reflected in the configuration system. Here is a simple example:

```
from IPython.config.configurable import Configurable
from IPython.utils.traitlets import Int, Float, Unicode, Bool

class Foo(Configurable):
    name = Unicode(u'fooname', config=True)
    value = Float(100.0, config=True)

class Bar(Foo):
```



```
name = Unicode(u'barname', config=True)
othervalue = Int(0, config=True)
```

Now, we can create a configuration file to configure instances of `Foo` and `Bar`:

```
# config file
c = get_config()

c.Foo.name = u'bestname'
c.Bar.othervalue = 10
```

This class hierarchy and configuration file accomplishes the following:

- The default value for `Foo.name` and `Bar.name` will be ‘bestname’. Because `Bar` is a `Foo` subclass it also picks up the configuration information for `Foo`.
- The default value for `Foo.value` and `Bar.value` will be `100.0`, which is the value specified as the class default.
- The default value for `Bar.othervalue` will be `10` as set in the configuration file. Because `Foo` is the parent of `Bar` it doesn’t know anything about the `othervalue` attribute.

### 8.10.5 Configuration file location

So where should you put your configuration files? IPython uses “profiles” for configuration, and by default, all profiles will be stored in the so called “IPython directory”. The location of this directory is determined by the following algorithm:

- If the `ipython-dir` command line flag is given, its value is used.
- If not, the value returned by `IPython.utils.path.get_ipython_dir()` is used. This function will first look at the `IPYTHONDIR` environment variable and then default to `~/.ipython`. Historical support for the `IPYTHON_DIR` environment variable will be removed in a future release.

For most users, the configuration directory will be `~/.ipython`.

Previous versions of IPython on Linux would use the XDG config directory, creating `~/.config/ipython` by default. We have decided to go back to `~/.ipython` for consistency among systems. IPython will issue a warning if it finds the XDG location, and will move it to the new location if there isn’t already a directory there.

Once the location of the IPython directory has been determined, you need to know which profile you are using. For users with a single configuration, this will simply be ‘default’, and will be located in `<IPYTHONDIR>/profile_default`.

The next thing you need to know is what to call your configuration file. The basic idea is that each application has its own default configuration filename. The default named used by the **ipython** command line program is `ipython_config.py`, and *all* IPython applications will use this file. Other applications, such as the parallel **ipcluster** scripts or the `QtConsole` will load their own config files *after* `ipython_config.py`. To load a particular configuration file instead of the default, the name can be overridden by the `config_file` command line flag.

To generate the default configuration files, do:

```
$ ipython profile create
```

and you will have a default `ipython_config.py` in your IPython directory under `profile_default`. If you want the default config files for the `IPython.parallel` applications, add `--parallel` to the end of the command-line args.

### Locating these files

From the command-line, you can quickly locate the `IPYTHONDIR` or a specific profile with:

```
$ ipython locate
/home/you/.ipython

$ ipython locate profile foo
/home/you/.ipython/profile_foo
```

These map to the utility functions: `IPython.utils.path.get_ipython_dir()` and `IPython.utils.path.locate_profile()` respectively.

## 8.10.6 Profiles

A profile is a directory containing configuration and runtime files, such as logs, connection info for the parallel apps, and your IPython command history.

The idea is that users often want to maintain a set of configuration files for different purposes: one for doing numerical computing with NumPy and SciPy and another for doing symbolic computing with SymPy. Profiles make it easy to keep a separate configuration files, logs, and histories for each of these purposes.

Let's start by showing how a profile is used:

```
$ ipython --profile=sympy
```

This tells the **ipython** command line program to get its configuration from the “sympy” profile. The file names for various profiles do not change. The only difference is that profiles are named in a special way. In the case above, the “sympy” profile means looking for `ipython_config.py` in `<IPYTHONDIR>/profile_sympy`.

The general pattern is this: simply create a new profile with:

```
$ ipython profile create <name>
```

which adds a directory called `profile_<name>` to your IPython directory. Then you can load this profile by adding `--profile=<name>` to your command line options. Profiles are supported by all IPython applications.

IPython ships with some sample profiles in `IPython/config/profile`. If you create profiles with the name of one of our shipped profiles, these config files will be copied over instead of starting with the automatically generated config files.

## Security Files

If you are using the notebook, qtconsole, or parallel code, IPython stores connection information in small JSON files in the active profile's security directory. This directory is made private, so only you can see the files inside. If you need to move connection files around to other computers, this is where they will be. If you want your code to be able to open security files by name, we have a convenience function `IPython.utils.path.get_security_file()`, which will return the absolute path to a security file from its filename and [optionally] profile name.

## Startup Files

If you want some code to be run at the beginning of every IPython session with a particular profile, the easiest way is to add Python (`.py`) or IPython (`.ipy`) scripts to your `<profile>/startup` directory. Files in this directory will always be executed as soon as the IPython shell is constructed, and before any other code or scripts you have specified. If you have multiple files in the startup directory, they will be run in lexicographical order, so you can control the ordering by adding a `'00-'` prefix.

### 8.10.7 Command-line arguments

IPython exposes *all* configurable options on the command-line. The command-line arguments are generated from the Configurable traits of the classes associated with a given Application. Configuring IPython from the command-line may look very similar to an IPython config file

IPython applications use a parser called `KeyValueLoader` to load values into a `Config` object. Values are assigned in much the same way as in a config file:

```
$ ipython --InteractiveShell.use_readline=False --BaseIPythonApplication.profile=myprofile
```

Is the same as adding:

```
c.InteractiveShell.use_readline=False
c.BaseIPythonApplication.profile='myprofile'
```

to your config file. Key/Value arguments *always* take a value, separated by `'='` and no spaces.

## Common Arguments

Since the strictness and verbosity of the `KVLoader` above are not ideal for everyday use, common arguments can be specified as *flags* or *aliases*.

Flags and Aliases are handled by `argparse` instead, allowing for more flexible parsing. In general, flags and aliases are prefixed by `--`, except for those that are single characters, in which case they can be specified with a single `-`, e.g.:

```
$ ipython -i -c "import numpy; x=numpy.linspace(0,1)" --profile testing --color=lightbg
```

### Aliases

For convenience, applications have a mapping of commonly used traits, so you don't have to specify the whole class name:

```
$ ipython --profile myprofile
# and
$ ipython --profile='myprofile'
# are equivalent to
$ ipython --BaseIPythonApplication.profile='myprofile'
```

### Flags

Applications can also be passed **flags**. Flags are options that take no arguments. They are simply wrappers for setting one or more configurables with predefined values, often True/False.

For instance:

```
$ ipcontroller --debug
# is equivalent to
$ ipcontroller --Application.log_level=DEBUG
# and
$ ipython --matplotlib
# is equivalent to
$ ipython --matplotlib auto
# or
$ ipython --no-banner
# is equivalent to
$ ipython --TerminalIPythonApp.display_banner=False
```

### Subcommands

Some IPython applications have **subcommands**. Subcommands are modeled after **git**, and are called with the form **command subcommand [...args]**. Currently, the QtConsole is a subcommand of terminal IPython:

```
$ ipython qtconsole --profile myprofile
```

and **ipcluster** is simply a wrapper for its various subcommands (start, stop, engines).

```
$ ipcluster start --profile=myprofile -n 4
```

To see a list of the available aliases, flags, and subcommands for an IPython application, simply pass **-h** or **--help**. And to see the full list of configurable options (*very long*), pass **--help-all**.

## 8.10.8 Design requirements

Here are the main requirements we wanted our configuration system to have:

- Support for hierarchical configuration information.
- Full integration with command line option parsers. Often, you want to read a configuration file, but then override some of the values with command line options. Our configuration system automates this process and allows each command line option to be linked to a particular attribute in the configuration hierarchy that it will override.
- Configuration files that are themselves valid Python code. This accomplishes many things. First, it becomes possible to put logic in your configuration files that sets attributes based on your operating system, network setup, Python version, etc. Second, Python has a super simple syntax for accessing hierarchical data structures, namely regular attribute access (`Foo.Bar.Bam.name`). Third, using Python makes it easy for users to import configuration attributes from one configuration file to another. Fourth, even though Python is dynamically typed, it does have types that can be checked at runtime. Thus, a `1` in a config file is the integer `'1'`, while a `'1'` is a string.
- A fully automated method for getting the configuration information to the classes that need it at runtime. Writing code that walks a configuration hierarchy to extract a particular attribute is painful. When you have complex configuration information with hundreds of attributes, this makes you want to cry.
- Type checking and validation that doesn't require the entire configuration hierarchy to be specified statically before runtime. Python is a very dynamic language and you don't always know everything that needs to be configured when a program starts.

## 8.11 IPython GUI Support Notes

IPython allows GUI event loops to be run in an interactive IPython session. This is done using Python's `PyOS_InputHook` hook which Python calls when the `raw_input()` function is called and waiting for user input. IPython has versions of this hook for `wx`, `pyqt4` and `pygtk`.

When a GUI program is used interactively within IPython, the event loop of the GUI should *not* be started. This is because, the `PyOS_Inputhook` itself is responsible for iterating the GUI event loop.

IPython has facilities for installing the needed input hook for each GUI toolkit and for creating the needed main GUI application object. Usually, these main application objects should be created only once and for some GUI toolkits, special options have to be passed to the application object to enable it to function properly in IPython.

We need to answer the following questions:

- Who is responsible for creating the main GUI application object, IPython or third parties (matplotlib, enthought.traits, etc.)?
- What is the proper way for third party code to detect if a GUI application object has already been created? If one has been created, how should the existing instance be retrieved?
- In a GUI application object has been created, how should third party code detect if the GUI event loop is running. It is not sufficient to call the relevant function methods in the GUI toolkits (like `IsMainLoopRunning`) because those don't know if the GUI event loop is running through the input hook.

- We might need a way for third party code to determine if it is running in IPython or not. Currently, the only way of running GUI code in IPython is by using the input hook, but eventually, GUI based versions of IPython will allow the GUI event loop in the more traditional manner. We will need a way for third party code to distinguish between these two cases.

Here is some sample code I have been using to debug this issue:

```
from matplotlib import pyplot as plt

from enthought.traits import api as traits

class Foo(traits.HasTraits):
    a = traits.Float()

f = Foo()
f.configure_traits()

plt.plot(range(10))
```

---

**The IPython API**

---





---

## About IPython

---

### 10.1 Credits

IPython was started and continues to be led by Fernando Pérez.

#### 10.1.1 Core developers

As of this writing, core development team consists of the following developers:

- **Fernando Pérez** <Fernando.Perez-AT-berkeley.edu> Project creator and leader, IPython core, parallel computing infrastructure, testing, release manager.
- **Robert Kern** <rkern-AT-enthought.com> Co-mentored the 2005 Google Summer of Code project, work on IPython's core.
- **Brian Granger** <ellisonbg-AT-gmail.com> Parallel computing infrastructure, IPython core, IPython notebook.
- **Benjamin (Min) Ragan-Kelley** <benjaminrk-AT-gmail.com> Parallel computing infrastructure, IPython core, IPython notebook.
- **Ville Vainio** <vivainio-AT-gmail.com> IPython core, maintainer of IPython trunk from version 0.7.2 to 0.8.4.
- **Gael Varoquaux** <gael.varoquaux-AT-normalesup.org> wxPython IPython GUI, frontend architecture.
- **Barry Wark** <barrywark-AT-gmail.com> Cocoa GUI, frontend architecture.
- **Laurent Dufrechou** <laurent.dufrechou-AT-gmail.com> wxPython IPython GUI.
- **Jörgen Stenarson** <jorgen.stenarson-AT-bostream.nu> Maintainer of the PyReadline project, which is needed for IPython under windows.
- **Thomas Kluyver** <takowl-AT-gmail.com> Port of IPython and its necessary ZeroMQ infrastructure to Python3, IPython core.
- **Evan Patterson** <epatters-AT-enthought.com> Qt console frontend with ZeroMQ.
- **Paul Ivanov** <pi-AT-berkeley.edu> IPython core, documentation.

- **Matthias Bussonnier** <bussonniermatthias-AT-gmail.com> IPython notebook, nbviewer, nbconvert.
- **Julian Taylor** <jtaylor.debian-AT-googlemail.com> IPython core, Debian packaging.
- **Brad Froehle** <brad.froehle-AT-gmail.com> IPython core.

### 10.1.2 Special thanks

The IPython project is also very grateful to:

Bill Bumgarner <bbum-AT-friday.com>, for providing the DPyGetOpt module that IPython used for parsing command line options through version 0.10.

Ka-Ping Yee <ping-AT-lfw.org>, for providing the Itpl module for convenient and powerful string interpolation with a much nicer syntax than formatting through the ‘%’ operator.

Arnd Baecker <baecker-AT-physik.tu-dresden.de>, for his many very useful suggestions and comments, and lots of help with testing and documentation checking. Many of IPython’s newer features are a result of discussions with him.

Obviously Guido van Rossum and the whole Python development team, for creating a great language for interactive computing.

Fernando would also like to thank Stephen Figgins <fig-AT-monitor.net>, an O’Reilly Python editor. His October 11, 2001 article about IPP and LazyPython, was what got this project started. You can read it at <http://www.onlamp.com/pub/a/python/2001/10/11/pythonnews.html>.

### 10.1.3 Sponsors

We would like to thank the following entities which, at one point or another, have provided resources and support to IPython:

- Enthought (<http://www.entthought.com>), for hosting IPython’s website and supporting the project in various ways over the years, including significant funding and resources in 2010 for the development of our modern ZeroMQ-based architecture and Qt console frontend.
- Google, for supporting IPython through Summer of Code sponsorships in 2005 and 2010.
- Microsoft Corporation, for funding in 2009 the development of documentation and examples of the Windows HPC Server 2008 support in IPython’s parallel computing tools.
- The Nipy project (<http://nipy.org>) for funding in 2009 a significant refactoring of the entire project codebase that was key.
- Ohio Supercomputer Center ( part of Ohio State University Research Foundation) and the Department of Defense High Performance Computing Modernization Program (HPCMP), for sponsoring work in 2009 on the ipcluster script used for starting IPython’s parallel computing processes, as well as the integration between IPython and the Vision environment (<http://mgltools.scripps.edu/packages/vision>). This project would not have been possible without the support and leadership of Jose Unpingco, from Ohio State.
- Tech-X Corporation, for sponsoring a NASA SBIR project in 2008 on IPython’s distributed array and parallel computing capabilities.

- Bivio Software (<http://www.bivio.biz/bp/Intro>), for hosting an IPython sprint in 2006 in addition to their support of the Front Range Pythoneers group in Boulder, CO.

#### 10.1.4 Contributors

And last but not least, all the kind IPython contributors who have contributed new code, bug reports, fixes, comments and ideas. A brief list follows, please let us know if we have omitted your name by accident:

- Mark Voorhies <mark.voorhies-AT-ucsf.edu> Printing support in Qt console.
- Justin Riley <justin.t.riley-AT-gmail.com> Contributions to parallel support, Amazon EC2, Sun Grid Engine, documentation.
- Satrajit Ghosh <satra-AT-mit.edu> parallel computing (SGE and much more).
- Thomas Spura <tomspur-AT-fedoraproject.org> various fixes motivated by Fedora support.
- Omar Andrés Zapata Mesa <andresete.chaos-AT-gmail.com> Google Summer of Code 2010, terminal support with ZeroMQ
- Gerardo Gutierrez <muzgash-AT-gmail.com> Google Summer of Code 2010, Qt notebook frontend support with ZeroMQ.
- Paul Ivanov <pivanov314-AT-gmail.com> multiline specials improvements.
- Dav Clark <davclark-AT-berkeley.edu> traitlets improvements.
- David Warde-Farley <wardefar-AT-iro.umontreal.ca> - bugfixes to `%timeit`, input autoindent management, and Qt console tooltips.
- Darren Dale <dsdale24-AT-gmail.com>, traits-based configuration system, Qt support.
- Jose Unpingco <[unpingco@gmail.com](mailto:unpingco@gmail.com)> authored multiple tutorials and screencasts teaching the use of IPython both for interactive and parallel work (available in the documentation part of our website).
- Dan Milstein <danmil-AT-comcast.net> A bold refactor of the core prefilter machinery in the IPython interpreter.
- Jack Moffit <jack-AT-xiph.org> Bug fixes, including the infamous color problem. This bug alone caused many lost hours and frustration, many thanks to him for the fix. I've always been a fan of Ogg & friends, now I have one more reason to like these folks. Jack is also contributing with Debian packaging and many other things.
- Alexander Schmolck <a.schmolck-AT-gmx.net> Emacs work, bug reports, bug fixes, ideas, lots more. The `ipython.el` mode for (X)Emacs is Alex's code, providing full support for IPython under (X)Emacs.
- Andrea Riciputi <andrea.riciputi-AT-libero.it> Mac OSX information, Fink package management.
- Gary Bishop <gb-AT-cs.unc.edu> Bug reports, and patches to work around the exception handling idiosyncracies of WxPython. Readline and color support for Windows.
- Jeffrey Collins <Jeff.Collins-AT-vexcel.com>. Bug reports. Much improved readline support, including fixes for Python 2.3.
- Dryice Liu <dryice-AT-liu.com.cn> FreeBSD port.

- Mike Heeter <korora-AT-SDF.LONESTAR.ORG>
- Christopher Hart <hart-AT-caltech.edu> PDB integration.
- Milan Zamazal <pdm-AT-zamazal.org> Emacs info.
- Philip Hisley <compsys-AT-starpower.net>
- Holger Krekel <pyth-AT-devel.trillke.net> Tab completion, lots more.
- Robin Siebler <robinsiebler-AT-starband.net>
- Ralf Ahlbrink <ralf\_ahlbrink-AT-web.de>
- Thorsten Kampe <thorsten-AT-thorstenkampe.de>
- Fredrik Kant <fredrik.kant-AT-front.com> Windows setup.
- Syver Enstad <syver-en-AT-online.no> Windows setup.
- Richard <rx-AT-renre-europe.com> Global embedding.
- Hayden Callow <h.callow-AT-elec.canterbury.ac.nz> Gnuplot.py 1.6 compatibility.
- Leonardo Santagada <retype-AT-terra.com.br> Fixes for Windows installation.
- Christopher Armstrong <radix-AT-twistedmatrix.com> Bugfixes.
- Francois Pinard <pinard-AT-iro.umontreal.ca> Code and documentation fixes.
- Cory Dodt <cdodt-AT-fcoe.k12.ca.us> Bug reports and Windows ideas. Patches for Windows installer.
- Olivier Aubert <oaubert-AT-bat710.univ-lyon1.fr> New magics.
- King C. Shu <kingshu-AT-myrealbox.com> Autoindent patch.
- Chris Drexler <chris-AT-ac-drexler.de> Readline packages for Win32/CygWin.
- Gustavo Cordova Avila <gcordova-AT-sismex.com> EvalDict code for nice, lightweight string interpolation.
- Kasper Souren <Kasper.Souren-AT-ircam.fr> Bug reports, ideas.
- Gever Tulley <gever-AT-helium.com> Code contributions.
- Ralf Schmitt <ralf-AT-brainbot.com> Bug reports & fixes.
- Oliver Sander <osander-AT-gmx.de> Bug reports.
- Rod Holland <rrh-AT-structurelabs.com> Bug reports and fixes to logging module.
- Daniel ‘Dang’ Griffith <pythondevel-dang-AT-lazytwinares.net> Fixes, enhancement suggestions for system shell use.
- Viktor Ransmayr <viktor.ransmayr-AT-t-online.de> Tests and reports on Windows installation issues. Contributed a true Windows binary installer.
- Mike Salib <msalib-AT-mit.edu> Help fixing a subtle bug related to traceback printing.
- W.J. van der Laan <gnufnork-AT-hetdigitalegat.nl> Bash-like prompt specials.

- Antoon Pardon <Antoon.Pardon-AT-rece.vub.ac.be> Critical fix for the multithreaded IPython.
- John Hunter <jdhunter-AT-nitace.bsd.uchicago.edu> Matplotlib author, helped with all the development of support for matplotlib in IPython, including making necessary changes to matplotlib itself.
- Matthew Arnison <maffew-AT-cat.org.au> Bug reports, ‘%run -d’ idea.
- Prabhu Ramachandran <prabhu\_r-AT-users.sourceforge.net> Help with (X)Emacs support, threading patches, ideas...
- Norbert Tretkowski <tretkowski-AT-inittab.de> help with Debian packaging and distribution.
- George Sakkis <gsakkis-AT-edcn.rutgers.edu> New matcher for tab-completing named arguments of user-defined functions.
- Jörgen Stenarson <jorgen.stenarson-AT-bostream.nu> Wildcard support implementation for searching namespaces.
- Vivian De Smedt <vivian-AT-vdesmedt.com> Debugger enhancements, so that when pdb is activated from within IPython, coloring, tab completion and other features continue to work seamlessly.
- Scott Tsai <scottt958-AT-yahoo.com.tw> Support for automatic editor invocation on syntax errors (see <http://www.scipy.net/roundup/ipython/issue36>).
- Alexander Belchenko <bialix-AT-ukr.net> Improvements for win32 paging system.
- Will Maier <willmaier-AT-ml1.net> Official OpenBSD port.
- Ondrej Certik <ondrej-AT-certik.cz> Set up the IPython docs to use the new Sphinx system used by Python, Matplotlib and many more projects.
- Stefan van der Walt <stefan-AT-sun.ac.za> Design and prototype of the Traits based config system.

## 10.2 History

### 10.2.1 Origins

IPython was starting in 2001 by Fernando Perez while he was a graduate student at the University of Colorado, Boulder. IPython as we know it today grew out of the following three projects:

- ipython by Fernando Pérez. Fernando began using Python and ipython began as an outgrowth of his desire for things like Mathematica-style prompts, access to previous output (again like Mathematica’s % syntax) and a flexible configuration system (something better than PYTHONSTARTUP).
- IPP by Janko Hauser. Very well organized, great usability. Had an old help system. IPP was used as the “container” code into which Fernando added the functionality from ipython and LazyPython.
- LazyPython by Nathan Gray. Simple but very powerful. The quick syntax (auto parens, auto quotes) and verbose/colored tracebacks were all taken from here.

Here is how Fernando describes the early history of IPython:

When I found out about IPP and LazyPython I tried to join all three into a unified system. I thought this could provide a very nice working environment, both for regular programming

and scientific computing: shell-like features, IDL/Matlab numerics, Mathematica-type prompt history and great object introspection and help facilities. I think it worked reasonably well, though it was a lot more work than I had initially planned.

## 10.3 Licenses and Copyright

### 10.3.1 Licenses

IPython source code and examples are licensed under the terms of the new or revised BSD license, as follows:

```
Copyright (c) 2011, IPython Development Team

All rights reserved.

Redistribution and use in source and binary forms, with or without
modification, are permitted provided that the following conditions are
met:

Redistributions of source code must retain the above copyright notice,
this list of conditions and the following disclaimer.

Redistributions in binary form must reproduce the above copyright notice,
this list of conditions and the following disclaimer in the documentation
and/or other materials provided with the distribution.

Neither the name of the IPython Development Team nor the names of its
contributors may be used to endorse or promote products derived from this
software without specific prior written permission.

THIS SOFTWARE IS PROVIDED BY THE COPYRIGHT HOLDERS AND CONTRIBUTORS "AS
IS" AND ANY EXPRESS OR IMPLIED WARRANTIES, INCLUDING, BUT NOT LIMITED TO,
THE IMPLIED WARRANTIES OF MERCHANTABILITY AND FITNESS FOR A PARTICULAR
PURPOSE ARE DISCLAIMED. IN NO EVENT SHALL THE COPYRIGHT OWNER OR
CONTRIBUTORS BE LIABLE FOR ANY DIRECT, INDIRECT, INCIDENTAL, SPECIAL,
EXEMPLARY, OR CONSEQUENTIAL DAMAGES (INCLUDING, BUT NOT LIMITED TO,
PROCUREMENT OF SUBSTITUTE GOODS OR SERVICES; LOSS OF USE, DATA, OR
PROFITS; OR BUSINESS INTERRUPTION) HOWEVER CAUSED AND ON ANY THEORY OF
LIABILITY, WHETHER IN CONTRACT, STRICT LIABILITY, OR TORT (INCLUDING
NEGLIGENCE OR OTHERWISE) ARISING IN ANY WAY OUT OF THE USE OF THIS
SOFTWARE, EVEN IF ADVISED OF THE POSSIBILITY OF SUCH DAMAGE.
```

IPython documentation, examples and other materials are licensed under the terms of the Attribution 4.0 International (CC BY 4.0) license, as follows:

```
Creative Commons Attribution 4.0 International Public License

By exercising the Licensed Rights (defined below), You accept and agree
to be bound by the terms and conditions of this Creative Commons
Attribution 4.0 International Public License ("Public License"). To the
extent this Public License may be interpreted as a contract, You are
```

granted the Licensed Rights in consideration of Your acceptance of these terms and conditions, and the Licensors grants You such rights in consideration of benefits the Licensors receives from making the Licensed Material available under these terms and conditions.

#### Section 1 -- Definitions.

- a. Adapted Material means material subject to Copyright and Similar Rights that is derived from or based upon the Licensed Material and in which the Licensed Material is translated, altered, arranged, transformed, or otherwise modified in a manner requiring permission under the Copyright and Similar Rights held by the Licensors. For purposes of this Public License, where the Licensed Material is a musical work, performance, or sound recording, Adapted Material is always produced where the Licensed Material is synched in timed relation with a moving image.
- b. Adapter's License means the license You apply to Your Copyright and Similar Rights in Your contributions to Adapted Material in accordance with the terms and conditions of this Public License.
- c. Copyright and Similar Rights means copyright and/or similar rights closely related to copyright including, without limitation, performance, broadcast, sound recording, and Sui Generis Database Rights, without regard to how the rights are labeled or categorized. For purposes of this Public License, the rights specified in Section 2(b) (1)–(2) are not Copyright and Similar Rights.
- d. Effective Technological Measures means those measures that, in the absence of proper authority, may not be circumvented under laws fulfilling obligations under Article 11 of the WIPO Copyright Treaty adopted on December 20, 1996, and/or similar international agreements.
- e. Exceptions and Limitations means fair use, fair dealing, and/or any other exception or limitation to Copyright and Similar Rights that applies to Your use of the Licensed Material.
- f. Licensed Material means the artistic or literary work, database, or other material to which the Licensors applied this Public License.
- g. Licensed Rights means the rights granted to You subject to the terms and conditions of this Public License, which are limited to all Copyright and Similar Rights that apply to Your use of the Licensed Material and that the Licensors has authority to license.
- h. Licensors means the individual(s) or entity(ies) granting rights under this Public License.
- i. Share means to provide material to the public by any means or

process that requires permission under the Licensed Rights, such as reproduction, public display, public performance, distribution, dissemination, communication, or importation, and to make material available to the public including in ways that members of the public may access the material from a place and at a time individually chosen by them.

- j. Sui Generis Database Rights means rights other than copyright resulting from Directive 96/9/EC of the European Parliament and of the Council of 11 March 1996 on the legal protection of databases, as amended and/or succeeded, as well as other essentially equivalent rights anywhere in the world.
- k. You means the individual or entity exercising the Licensed Rights under this Public License. Your has a corresponding meaning.

## Section 2 -- Scope.

### a. License grant.

1. Subject to the terms and conditions of this Public License, the Licensor hereby grants You a worldwide, royalty-free, non-sublicensable, non-exclusive, irrevocable license to exercise the Licensed Rights in the Licensed Material to:
  - a. reproduce and Share the Licensed Material, in whole or in part; and
  - b. produce, reproduce, and Share Adapted Material.
2. Exceptions and Limitations. For the avoidance of doubt, where Exceptions and Limitations apply to Your use, this Public License does not apply, and You do not need to comply with its terms and conditions.
3. Term. The term of this Public License is specified in Section 6(a).
4. Media and formats; technical modifications allowed. The Licensor authorizes You to exercise the Licensed Rights in all media and formats whether now known or hereafter created, and to make technical modifications necessary to do so. The Licensor waives and/or agrees not to assert any right or authority to forbid You from making technical modifications necessary to exercise the Licensed Rights, including technical modifications necessary to circumvent Effective Technological Measures. For purposes of this Public License, simply making modifications authorized by this Section 2(a)(4) never produces Adapted Material.
5. Downstream recipients.



- a. Offer from the Licensor -- Licensed Material. Every recipient of the Licensed Material automatically receives an offer from the Licensor to exercise the Licensed Rights under the terms and conditions of this Public License.
  - b. No downstream restrictions. You may not offer or impose any additional or different terms or conditions on, or apply any Effective Technological Measures to, the Licensed Material if doing so restricts exercise of the Licensed Rights by any recipient of the Licensed Material.
6. No endorsement. Nothing in this Public License constitutes or may be construed as permission to assert or imply that You are, or that Your use of the Licensed Material is, connected with, or sponsored, endorsed, or granted official status by, the Licensor or others designated to receive attribution as provided in Section 3(a)(1)(A)(i).

b. Other rights.

- 1. Moral rights, such as the right of integrity, are not licensed under this Public License, nor are publicity, privacy, and/or other similar personality rights; however, to the extent possible, the Licensor waives and/or agrees not to assert any such rights held by the Licensor to the limited extent necessary to allow You to exercise the Licensed Rights, but not otherwise.
- 2. Patent and trademark rights are not licensed under this Public License.
- 3. To the extent possible, the Licensor waives any right to collect royalties from You for the exercise of the Licensed Rights, whether directly or through a collecting society under any voluntary or waivable statutory or compulsory licensing scheme. In all other cases the Licensor expressly reserves any right to collect such royalties.

### Section 3 -- License Conditions.

Your exercise of the Licensed Rights is expressly made subject to the following conditions.

a. Attribution.

- 1. If You Share the Licensed Material (including in modified form), You must:
  - a. retain the following if it is supplied by the Licensor with the Licensed Material:

- i. identification of the creator(s) of the Licensed Material and any others designated to receive attribution, in any reasonable manner requested by the Licensor (including by pseudonym if designated);
    - ii. a copyright notice;
    - iii. a notice that refers to this Public License;
    - iv. a notice that refers to the disclaimer of warranties;
    - v. a URI or hyperlink to the Licensed Material to the extent reasonably practicable;
  - b. indicate if You modified the Licensed Material and retain an indication of any previous modifications; and
  - c. indicate the Licensed Material is licensed under this Public License, and include the text of, or the URI or hyperlink to, this Public License.
2. You may satisfy the conditions in Section 3(a)(1) in any reasonable manner based on the medium, means, and context in which You Share the Licensed Material. For example, it may be reasonable to satisfy the conditions by providing a URI or hyperlink to a resource that includes the required information.
3. If requested by the Licensor, You must remove any of the information required by Section 3(a)(1)(A) to the extent reasonably practicable.
4. If You Share Adapted Material You produce, the Adapter's License You apply must not prevent recipients of the Adapted Material from complying with this Public License.

#### Section 4 -- Sui Generis Database Rights.

Where the Licensed Rights include Sui Generis Database Rights that apply to Your use of the Licensed Material:

- a. for the avoidance of doubt, Section 2(a)(1) grants You the right to extract, reuse, reproduce, and Share all or a substantial portion of the contents of the database;
- b. if You include all or a substantial portion of the database contents in a database in which You have Sui Generis Database Rights, then the database in which You have Sui Generis Database Rights (but not its individual contents) is Adapted Material; and

- c. You must comply with the conditions in Section 3(a) if You Share all or a substantial portion of the contents of the database.

For the avoidance of doubt, this Section 4 supplements and does not replace Your obligations under this Public License where the Licensed Rights include other Copyright and Similar Rights.

#### Section 5 -- Disclaimer of Warranties and Limitation of Liability.

- a. UNLESS OTHERWISE SEPARATELY UNDERTAKEN BY THE LICENSOR, TO THE EXTENT POSSIBLE, THE LICENSOR OFFERS THE LICENSED MATERIAL AS-IS AND AS-AVAILABLE, AND MAKES NO REPRESENTATIONS OR WARRANTIES OF ANY KIND CONCERNING THE LICENSED MATERIAL, WHETHER EXPRESS, IMPLIED, STATUTORY, OR OTHER. THIS INCLUDES, WITHOUT LIMITATION, WARRANTIES OF TITLE, MERCHANTABILITY, FITNESS FOR A PARTICULAR PURPOSE, NON-INFRINGEMENT, ABSENCE OF LATENT OR OTHER DEFECTS, ACCURACY, OR THE PRESENCE OR ABSENCE OF ERRORS, WHETHER OR NOT KNOWN OR DISCOVERABLE. WHERE DISCLAIMERS OF WARRANTIES ARE NOT ALLOWED IN FULL OR IN PART, THIS DISCLAIMER MAY NOT APPLY TO YOU.
- b. TO THE EXTENT POSSIBLE, IN NO EVENT WILL THE LICENSOR BE LIABLE TO YOU ON ANY LEGAL THEORY (INCLUDING, WITHOUT LIMITATION, NEGLIGENCE) OR OTHERWISE FOR ANY DIRECT, SPECIAL, INDIRECT, INCIDENTAL, CONSEQUENTIAL, PUNITIVE, EXEMPLARY, OR OTHER LOSSES, COSTS, EXPENSES, OR DAMAGES ARISING OUT OF THIS PUBLIC LICENSE OR USE OF THE LICENSED MATERIAL, EVEN IF THE LICENSOR HAS BEEN ADVISED OF THE POSSIBILITY OF SUCH LOSSES, COSTS, EXPENSES, OR DAMAGES. WHERE A LIMITATION OF LIABILITY IS NOT ALLOWED IN FULL OR IN PART, THIS LIMITATION MAY NOT APPLY TO YOU.
- c. The disclaimer of warranties and limitation of liability provided above shall be interpreted in a manner that, to the extent possible, most closely approximates an absolute disclaimer and waiver of all liability.

#### Section 6 -- Term and Termination.

- a. This Public License applies for the term of the Copyright and Similar Rights licensed here. However, if You fail to comply with this Public License, then Your rights under this Public License terminate automatically.
- b. Where Your right to use the Licensed Material has terminated under Section 6(a), it reinstates:
  - 1. automatically as of the date the violation is cured, provided it is cured within 30 days of Your discovery of the violation; or
  - 2. upon express reinstatement by the Licensor.

For the avoidance of doubt, this Section 6(b) does not affect any right the Licensor may have to seek remedies for Your violations of this Public License.

- c. For the avoidance of doubt, the Licensor may also offer the Licensed Material under separate terms or conditions or stop distributing the Licensed Material at any time; however, doing so will not terminate this Public License.
- d. Sections 1, 5, 6, 7, and 8 survive termination of this Public License.

### Section 7 -- Other Terms and Conditions.

- a. The Licensor shall not be bound by any additional or different terms or conditions communicated by You unless expressly agreed.
- b. Any arrangements, understandings, or agreements regarding the Licensed Material not stated herein are separate from and independent of the terms and conditions of this Public License.

### Section 8 -- Interpretation.

- a. For the avoidance of doubt, this Public License does not, and shall not be interpreted to, reduce, limit, restrict, or impose conditions on any use of the Licensed Material that could lawfully be made without permission under this Public License.
- b. To the extent possible, if any provision of this Public License is deemed unenforceable, it shall be automatically reformed to the minimum extent necessary to make it enforceable. If the provision cannot be reformed, it shall be severed from this Public License without affecting the enforceability of the remaining terms and conditions.
- c. No term or condition of this Public License will be waived and no failure to comply consented to unless expressly agreed to by the Licensor.
- d. Nothing in this Public License constitutes or may be interpreted as a limitation upon, or waiver of, any privileges and immunities that apply to the Licensor or You, including from the legal processes of any jurisdiction or authority.

## 10.3.2 About the IPython Development Team

Fernando Perez began IPython in 2001 based on code from Janko Hauser <jhauser-AT-zscout.de> and Nathaniel Gray <n8gray-AT-caltech.edu>. Fernando is still the project lead.

The IPython Development Team is the set of all contributors to the IPython project. This includes all of the

IPython subprojects. Here is a list of the currently active contributors:

- Matthieu Brucher
- Ondrej Certik
- Laurent Dufrechou
- Robert Kern
- Thomas Kluyver
- Brian E. Granger
- Paul Ivanov
- Evan Patterson
- Fernando Perez (project leader)
- Benjamin Ragan-Kelley
- Ville M. Vainio
- Gael Varoquaux
- Stefan van der Walt
- Barry Wark

If your name is missing, please add it.

### 10.3.3 Our Copyright Policy

IPython uses a shared copyright model. Each contributor maintains copyright over their contributions to IPython. But, it is important to note that these contributions are typically only changes (diffs/commits) to the repositories. Thus, the IPython source code, in its entirety is not the copyright of any single person or institution. Instead, it is the collective copyright of the entire IPython Development Team. If individual contributors want to maintain a record of what changes/contributions they have specific copyright on, they should indicate their copyright in the commit message of the change, when they commit the change to one of the IPython repositories.

Any new code contributed to IPython must be licensed under the BSD license or a similar (MIT) open source license.

### 10.3.4 Miscellaneous

Some files (DPyGetOpt.py, for example) may be licensed under different conditions. Ultimately each file indicates clearly the conditions under which its author/authors have decided to publish the code.

Versions of IPython up to and including 0.6.3 were released under the GNU Lesser General Public License (LGPL), available at <http://www.gnu.org/copyleft/lesser.html>.

Online versions of the Creative Commons licenses can be found at:

- <http://creativecommons.org/licenses/by/4.0/>

- <http://creativecommons.org/licenses/by/4.0/legalcode.txt>

- [ZeroMQ] ZeroMQ. <http://www.zeromq.org>
- [MongoDB] MongoDB database <http://www.mongodb.org>
- [PBS] Portable Batch System <http://www.openpbs.org>
- [SSH] SSH-Agent <http://en.wikipedia.org/wiki/ssh-agent>
- [MPI] Message Passing Interface. <http://www-unix.mcs.anl.gov/mpi/>
- [mpi4py] MPI for Python. mpi4py: <http://mpi4py.scipy.org/>
- [OpenMPI] Open MPI. <http://www.open-mpi.org/>
- [PyTrilinos] PyTrilinos. <http://trilinos.sandia.gov/packages/pytrilinos/>
- [RFC5246] <<http://tools.ietf.org/html/rfc5246>>
- [OpenSSH] <<http://www.openssh.com/>>
- [Paramiko] <<http://www.lag.net/paramiko/>>
- [HMAC] <<http://tools.ietf.org/html/rfc2104.html>>





## e

`IPython.extensions.autoreload`, [436](#)

`IPython.extensions.storemagic`, [437](#)

`IPython.extensions.sympyprinting`,  
[438](#)

## u

`IPython.utils.py3compat`, [493](#)



## Symbols

`-ipython-dir=<path>`  
 command line option, 431  
`%PATH%`, 397

## A

`AsyncResult` (built-in class), 419

## B

`banner` (`MyKernel` attribute), 474  
`builtin_mod` (in module `IPython.utils.py3compat`), 494  
`builtin_mod_name` (in module `IPython.utils.py3compat`), 494  
`bytes_to_str()` (in module `IPython.utils.py3compat`), 494

## C

`cast_bytes()` (in module `IPython.utils.py3compat`), 494  
`cast_bytes_py2()` (in module `IPython.utils.py3compat`), 494  
`cast_unicode()` (in module `IPython.utils.py3compat`), 494  
`cast_unicode_py2()` (in module `IPython.utils.py3compat`), 494  
 command line option  
`-ipython-dir=<path>`, 431

## D

`do_complete()` (`MyKernel` method), 476  
`do_execute()` (`MyKernel` method), 475  
`do_history()` (`MyKernel` method), 476  
`do_inspect()` (`MyKernel` method), 476  
`do_is_complete()` (`MyKernel` method), 477  
`do_shutdown()` (`MyKernel` method), 477

`doctest_refactor_print()` (in module `IPython.utils.py3compat`), 496

## E

`EDITOR`, 433  
 environment variable  
`%PATH%`, 397  
`EDITOR`, 433  
`HOME`, 280  
`INPUTRC`, 284  
`IPYTHON_DIR`, 162, 501  
`IPYTHONDIR`, 162, 280, 431, 501  
`PATH`, 2  
`PYTHONSTARTUP`, 289, 513  
`execfile()` (in module `IPython.utils.py3compat`), 496

## G

`get()` (`AsyncResult` method), 419  
`getcwd()` (in module `IPython.utils.py3compat`), 496

## H

`HOME`, 280

## I

`implementation` (`MyKernel` attribute), 474  
`implementation_version` (`MyKernel` attribute), 474  
`input()` (in module `IPython.utils.py3compat`), 494  
`INPUTRC`, 284  
`IPython.extensions.autoreload` (module), 436  
`IPython.extensions.storemagic` (module), 437  
`IPython.extensions.sympyp printing` (module), 438  
`IPython.utils.py3compat` (module), 493  
`IPYTHON_DIR`, 162, 501  
`IPYTHONDIR`, 162, 280, 501  
`isidentifier()` (in module `IPython.utils.py3compat`), 496

`iteritems()` (in module `IPython.utils.py3compat`), [493](#) **X**  
`itervalues()` (in module `IPython.utils.py3compat`), [493](#)  
`xrange` (in module `IPython.utils.py3compat`), [493](#)

## L

`language` (`MyKernel` attribute), [474](#)  
`language_info` (`MyKernel` attribute), [474](#)  
`language_version` (`MyKernel` attribute), [474](#)

## M

`MethodType()` (in module `IPython.utils.py3compat`), [496](#)  
`MyKernel` (built-in class), [474](#), [476](#)

## P

`PATH`, [2](#)  
`PY3` (in module `IPython.utils.py3compat`), [493](#)  
`PYTHONSTARTUP`, [289](#), [513](#)

## R

`ready()` (`AsyncResult` method), [419](#)

## S

`safe_unicode()` (in module `IPython.utils.py3compat`), [496](#)  
`stdin_ready()` (in module `IPython.lib.inputhook`), [445](#)  
`store()` (`IPython.extensions.storemagic.StoreMagics` method), [437](#)  
`str_to_bytes()` (in module `IPython.utils.py3compat`), [494](#)  
`str_to_unicode()` (in module `IPython.utils.py3compat`), [494](#)  
`string_types` (in module `IPython.utils.py3compat`), [495](#)  
`successful()` (`AsyncResult` method), [419](#)

## U

`u_format()` (in module `IPython.utils.py3compat`), [496](#)  
`unicode_to_str()` (in module `IPython.utils.py3compat`), [494](#)  
`unicode_type` (in module `IPython.utils.py3compat`), [495](#)

## W

`wait()` (`AsyncResult` method), [419](#)  
`with_metaclass()` (in module `IPython.utils.py3compat`), [495](#)